




**THE DATASHEET OF
SMM-132-02-S-S**





SMM	1	NO. PINS PER ROW	02	PLATING OPTION	ROW OPTION	OTHER OPTIONS
		02 thru 40		<p>-F = Gold flash on contact, Matte Tin on tail</p> <p>-L = 10 μ" (0.25 μm) Gold on contact, Matte Tin on tail</p> <p>-S = 30 μ" (0.76 μm) Gold on contact, Matte Tin on tail</p>	<p>-S = Single Row</p> <p>-D = Double Row</p>	<p>-"XX" = Polarized Position</p> <p>-K = (5.50 mm) .217" DIA Polyimide Film Pick & Place Pad (2 positions minimum, -02 thru -05 requires -TR)</p> <p>-P = Plastic Pick & Place Pad (-02 thru -05 requires -TR)</p> <p>-TR = Tape & Reel Packaging (27 positions maximum)</p> <p>-FR = Full Reel Tape & Reel (must order maximum quantity per reel; contact Samtec for quantity breaks) (27 positions maximum)</p>

SMM
Board Mates:
 TMM, TMMH, MTMM, MMT, LTMM, TW, PTT, ZLTMM
Cable Mates:
 TCMD

SPECIFICATIONS

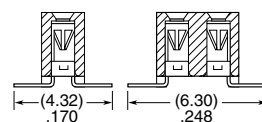
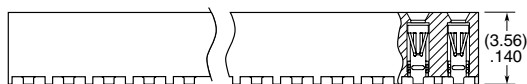
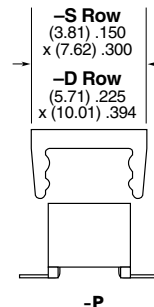
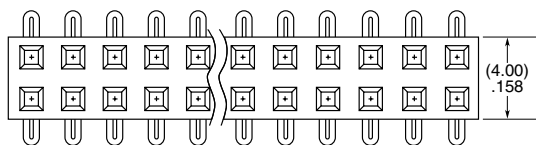
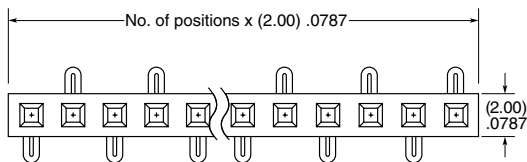
Insulator Material:
 Black Liquid Crystal Polymer
Contact Material:
 BeCu
Plating: Sn or Au over
 50 μ" (1.27 μm) Ni
Current Rating (TMM/SMM):
 3.2 A per pin
 (2 pins powered)
Voltage Rating:
 350 VAC
Operating Temp Range:
 -55 °C to +125 °C
Insertion Depth:
 (3.05 mm) .120" to
 (3.25 mm) .128"
Max Cycles:
 100 with 10 μ" (0.25 μm) Au

PROCESSING

Lead-Free Solderable:
 Yes
SMT Lead Coplanarity:
 (0.10 mm) .004" max

ALSO AVAILABLE
 MOQ Required

Locking Clip
 (Manual placement required)
 Other platings



Note:
 Some lengths, styles and options are non-standard, non-returnable.

View complete specifications at: samtec.com?SMM

Looking for pricing, stock, or lifecycle information?

Click below to explore more details on WIN SOURCE:

- ⊖ [View SMM-132-02-S-S on WIN SOURCE](#)
- ⊖ [Samtec Inc. Information](#)

Optimize Your Supply Chain with WIN SOURCE Solutions

- ✓ Global Sourcing Solution
- ✓ Obsolete Management
- ✓ Cost Control Management
- ✓ Shortage Management
- ✓ Alternative Solution
- ✓ Excess Inventory Management