



**THE DATASHEET OF
SMM-128-02-S-D**





SMM	1	NO. PINS PER ROW	02	PLATING OPTION	ROW OPTION	OTHER OPTIONS
		02 thru 40		<p>-F = Gold flash on contact, Matte Tin on tail</p> <p>-L = 10 μ" (0.25 μm) Gold on contact, Matte Tin on tail</p> <p>-S = 30 μ" (0.76 μm) Gold on contact, Matte Tin on tail</p>	<p>-S = Single Row</p> <p>-D = Double Row</p>	<p>-"XX" = Polarized Position</p> <p>-K = (5.50 mm) .217" DIA Polyimide Film Pick & Place Pad (2 positions minimum, -02 thru -05 requires -TR)</p> <p>-P = Plastic Pick & Place Pad (-02 thru -05 requires -TR)</p> <p>-TR = Tape & Reel Packaging (27 positions maximum)</p> <p>-FR = Full Reel Tape & Reel (must order maximum quantity per reel; contact Samtec for quantity breaks) (27 positions maximum)</p>

SMM

Board Mates:

TMM, TMMH, MTMM, MMT, LTMM, TW, PTT, ZLTMM

Cable Mates:

TCMD

SPECIFICATIONS

Insulator Material:

Black Liquid Crystal Polymer

Contact Material:

BeCu

Plating: Sn or Au over

50 μ" (1.27 μm) Ni

Current Rating (TMM/SMM):

3.2 A per pin

(2 pins powered)

Voltage Rating:

350 VAC

Operating Temp Range:

-55 °C to +125 °C

Insertion Depth:

(3.05 mm) .120" to

(3.25 mm) .128"

Max Cycles:

100 with 10 μ" (0.25 μm) Au

PROCESSING

Lead-Free Solderable:

Yes

SMT Lead Coplanarity:

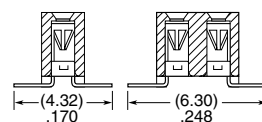
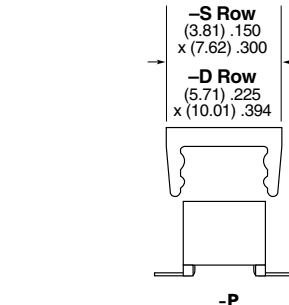
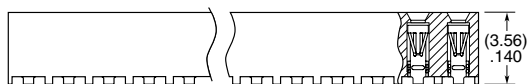
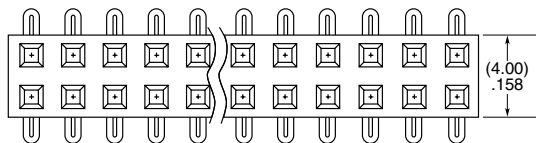
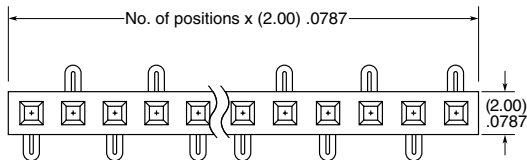
(0.10 mm) .004" max

ALSO AVAILABLE
MOQ Required

Locking Clip

(Manual placement required)

Other platings




Note:
Some lengths, styles and options are non-standard, non-returnable.

View complete specifications at: samtec.com?SMM

Looking for pricing, stock, or lifecycle information?

Click below to explore more details on WIN SOURCE:

 [View SMM-128-02-S-D on WIN SOURCE](#)

 [Samtec Inc. Information](#)

Optimize Your Supply Chain with WIN SOURCE Solutions

-  Global Sourcing Solution
-  Obsolete Management
-  Cost Control Management
-  Shortage Management
-  Alternative Solution
-  Excess Inventory Management