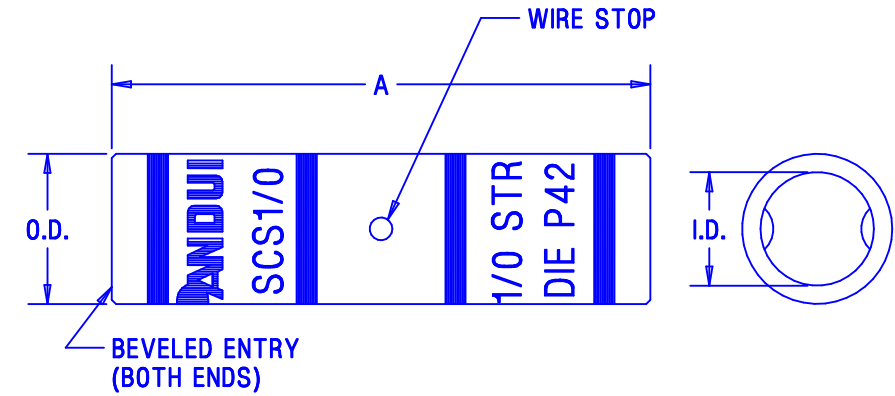




# THE DATASHEET OF SCS8-L



PANDUIT PART NUMBER	COPPER CONDUCTOR SIZE	EXPANDED WIRE RANGE**	BARREL		OVERALL LENGTH "A" ± .06	WIRE STRIP LENGTH	PANDUIT CRIMP TOOL PART NUMBERS					
			I.D. ± .01	O.D. ± .01			CT-700 (OBSOLETE)	CT-1700	CT-720	CT-920/CT-920CH CT-930/CT-930CH CT-940CH* CT-2920 CT-2940*	CT-980 CT-980CH CT-2950 CT-2980	CT-2001
							DIE PART NO./ DIE SET COLOR & INDEX NO./ NUMBER OF CRIMPS					
SCS8-L	#8 AWG	—	0.18	0.27	1.50	11/16	CD-700-8-2 RED P21 2 CRIMPS	RED P21 2 CRIMPS	CD-720-1 RED P21 1 CRIMP	CD-920-8 RED P21 1 CRIMP	—	CD-2001-8 RED P21 1 CRIMP
SCS6-L	#6 AWG	—	0.22	0.31	1.75	13/16	CD-700-8-2 BLUE P24 2 CRIMPS	BLUE P24 2 CRIMPS	CD-720-1 BLUE P24 1 CRIMP	CD-920-6 BLUE P24 1 CRIMP	—	CD-2001-6 BLUE P24 1 CRIMP
SCS4-L	#4 AWG, #3 AWG, #2 SOL	—	0.28	0.38	1.75	13/16	CD-700-8-2 GRAY P29 2 CRIMPS	GRAY P29 2 CRIMPS	CD-720-1 GRAY P29 1 CRIMP	CD-920-4 GRAY P29 1 CRIMP	STD 1 CRIMP	CD-2001-4 GRAY P29 1 CRIMP
SCS2-Q	#2 AWG	#6-#2 STR. AWG	0.31	0.42	1.87	7/8	CD-700-8-2 BROWN P33 3 CRIMPS	BROWN P33 3 CRIMPS	CD-720-1 BROWN P33 1 CRIMP	CD-920-2 BROWN P33 1 CRIMP	STD 1 CRIMP	CD-2001-2 BROWN P33 1 CRIMP
SCS1-E	#1 AWG	#6-#1 STR. AWG	0.36	0.47	1.87	7/8	CD-700-1-1/0 GREEN P37 3 CRIMPS	GREEN P37 3 CRIMPS	CD-720-2 GREEN P37 1 CRIMP	CD-920-1 GREEN P37 1 CRIMP	STD 1 CRIMP	CD-2001-1 GREEN P37 1 CRIMP
SCS1/0-X	1/0 AWG	#6-#1/0 STR. AWG	0.39	0.52	1.87	7/8	CD-700-1-1/0 PINK P42 3 CRIMPS	—	CD-720-2 PINK P42 1 CRIMP	CD-920-1/0 PINK P42 1 CRIMP	STD 1 CRIMP	CD-2001-1/0 PINK P42 1 CRIMP
SCS2/0-X	2/0 AWG	#4-#2/0 STR. AWG	0.45	0.58	2.00	15/16	—	—	CD-720-2 BLACK P45 2 CRIMPS	CD-920-2/0 BLACK P45 1 CRIMP	STD 1 CRIMP	CD-2001-2/0 BLACK P45 2 CRIMPS
SCS3/0-X	3/0 AWG	#2-#3/0 STR. AWG	0.51	0.64	2.12	1	—	—	CD-720-2 ORANGE P50 2 CRIMPS	CD-920-3/0 ORANGE P50 1 CRIMP	STD 1 CRIMP	CD-2001-3/0 ORANGE P50 2 CRIMPS
SCS4/0-X	4/0 AWG	#1-#4/0 STR. AWG	0.57	0.71	2.12	1	—	—	CD-720-3 PURPLE P54 2 CRIMPS	CD-920-4/0 PURPLE P54 1 CRIMP	STD 1 CRIMP	CD-2001-4/0 PURPLE P54 2 CRIMPS
SCS250-X	250 kcmil	#1/0-250 kcmil	0.63	0.77	2.25	1-1/16	—	—	CD-720-3 YELLOW P62 2 CRIMPS	CD-920-250 YELLOW P62 1 CRIMP	STD 1 CRIMP	CD-2001-250 YELLOW P62 2 CRIMPS



**NOTES:**  
MATERIAL - HIGH CONDUCTIVITY SEAMLESS COPPER TUBING.

ELECTRO-TIN PLATED.

BARREL COLOR CODED WITH DIE SET INDEX NUMBER.

UL LISTED WITH CODE COPPER CONDUCTORS FOR APPLICATIONS UP TO 35KV, FILE E52164.

CONSULT CABLE MANUFACTURER FOR VOLTAGE STRESS RELIEF INSTRUCTIONS WITH APPLICATIONS GREATER THAN 2000 VOLTS.

CSA CERTIFIED FOR APPLICATIONS UP TO 600V, FILE LR31212.

FOR USE WITH COPPER CABLES ONLY.



\*CD-920 DIES CAN BE USED WITH CT-940CH AND CT-2940 TOOLS WITH CD-940-DA DIE ADAPTER.



\*\*WITH CT-980, CT-980CH, CT-2950 & CT-2980

REV	DATE	BY	CHK	DESCRIPTION	ECN	PM	CUST
04	2-03	SAC		EXPANDED WIRE RANGE FOR SCS4-L, REMOVED NAVY NUMBERS & UPDATED SCS250-X MCM TO kcmil			
03	4-01	TC	SKB	ADDED: LETTER P TO DIE NO'S. & CD-920 DIE NOTE; TOOLS CT-940CH, CT-2920, CT-2940, CT-2950, CT-2980; UL & CSA LOGOS, EXPANDED WIRE RANGE & NOTE; CHANGED: CRIMP QTY'S., REMOVED: ALTERNATE DIE INDEX NO'S. & NOTE; FLEX & WELD CONDUCTOR SIZES	09358	TRO	JAC
02	1-93	WL	GRM	REVISED NOTES/ ADDED TOLERANCES & CT-980/ CT-980CH	01369	RJM	RS
01	12-92	WL	GRM	ADDED CT-2001	00980	RJM	RS
00	5-92	WL	GRM	RELEASED	00980		RS

CAD FILENAME/LAYERS		C41061_04	
<b>SCS STANDARD BARREL #8 THRU 250 COPPER SPLICES</b>			
UNLESS OTHERWISE SPECIFIED, DIMENSIONAL TOLERANCES ARE: (.X) ± (.XX) ±		UNLESS OTHERWISE SPECIFIED, ALL DIMENSIONS ARE GIVEN IN INCHES, THIRD ANGLE PROJECTION	
DRAWN BY	WL	MAT'L:	SEE NOTES ABOVE
DATE	5-12-92	SCALE	N/A
CHK'D	GRM	DRAWING NO.	C41061
		DWG SIZE	B

## Looking for pricing, stock, or lifecycle information?

Click below to explore more details on WIN SOURCE:

-  [View SCS8-L on WIN SOURCE](#)
-  [Panduit Corp Information](#)

## Optimize Your Supply Chain with WIN SOURCE Solutions

-  Global Sourcing Solution
-  Obsolete Management
-  Cost Control Management
-  Shortage Management
-  Alternative Solution
-  Excess Inventory Management