




THE DATASHEET OF ST7FLIT1B-D/RAIS



Features

- Embedded RLink
 - USB interface to host PC
 - In-circuit debugging and programming
 - Application board connection via ST SWIM, ICC or JTAG
- REva motherboard
 - 1 standard SO-DIMM connector to plug in daughterboards
 - Digital and analog I/O evaluation features, including on-board LEDs, buttons, switches, external analog connector, temperature sensor and potentiometer
 - I²C EEPROM and bus
 - RS-232 driver and 2 DB9 connectors
 - Prototype area
 - VDD settings for 1.8 V, 3.3 V and 5 V microcontrollers
 - USB powered, no external power required
- Interchangeable REva daughterboard
 - Features different STM8 and ST7 MCUs to permit application development for a wide range of devices and may include additional device specific features
- Raisonance software
 - Ride7: Editor, SIMICE simulator, Rbuilder, C compiler, debugger, Project manager, and CodeCompressor
 - RFlasher7 device programming interface



Description

The REva starter kits are Raisonance's complete, cost-effective solutions for starting application development and evaluating STM8x, ST7LITEx, ST7Fox, ST7232x, ST7234x and ST7236x microcontrollers.

Kits contain all the hardware and software required to develop applications for microcontrollers, including the REva evaluation board, target STM8 and ST7 microcontrollers, embedded RLink for in-circuit debugging and in-circuit programming and the raisonance integrated development environment (Ride7) with application builder.

Contents

| | | |
|---|----------------------------|---|
| 1 | Architecture | 3 |
| 2 | REva starter kits | 4 |
| 3 | Ordering information | 6 |
| 4 | Revision history | 7 |

1 Architecture

Embedded RLink: In-circuit debugging and programming tool that uses SWIM for the STM8, in-circuit communication (ICC) for the ST7 and supports the JTAG protocol. It interfaces with the host PC via a USB connection.

REva mother board: Universal evaluation board designed for quick and easy evaluation of a complete range of features (I/Os, ADC, SPI, CAN, I2C...) for a variety of STM8 and ST7s. It is powered from the RLink's USB connection to the host PC.

REva daughterboards: Interchangeable boards featuring different STM8 and ST7 microcontrollers, make it easy to evaluate and develop applications for a complete range of MCUs from a single evaluation platform. All boards have a clock source selection jumper, and an oscillator footprint. See [Table 1](#) and [Table 2](#) for details.

Raisonance's software: RLink can be driven by Raisonance's Ride7 or RFlasher7.

- **Ride7:** Drives the RLink and offers seamless control of software development tools (project manager, editor, compiler, assembler, linker, debugger, etc.) from an intuitive graphical interface. It offers full integration of the relevant C/C++ toolsets, project management, code editor and SIMICE instruction set simulator. Ride7 includes:
 - **RBuilder** allows users to rapidly configure device peripherals in a GUI and generate the C source code for peripherals at the click of a button without writing a single line of code
 - **SIMICE** simulator
 - Raisonance STM8 and ST7 C compiler, free download version allows compiling up to 2 Kbytes code (Effective Date: April 1st, 2013).
 - High-level language debugging
 - Project manager
 - Color syntax highlighting editor
 - Free downloads of evaluation versions with unlimited debugging from www.raisonance.com
 - The optional CodeCompressor allows post-link optimization of the entire applications code using optimizations like in-lining, factorizing and peepholing, which can reduce application code by 5 to 15%.
- **RFlasher7:** Raisonance's easy-to-use device programming interface drives RLink and allows users to erase, program, view and verify microcontroller memory. RFlasher7 also includes automated mode for automatic execution of programming sequences for mass programming and project mode that allows users to save their programming configurations. In this operating mode, tasks become intuitive and can be achieved with only a few clicks such as:
 - Flash memory erasing and programming,
 - Flash or RAM memory dumping,
 - blank check, programming verifications,
 - mass programming process.

2 REva starter kits

REva boards can be purchased in the starter kit format, as shown in [Table 1](#).

REva standalone daughterboards are also available independently from STMicroelectronics, as shown in [Table 2](#).

Table 1. Raisonance starter kits for the STM8 and ST7

| Starter kit (order code) | Daughterboard ID marking | Additional features ⁽¹⁾ | MCU family supported | MCU device | MCU package |
|--------------------------|--------------------------|------------------------------------|----------------------|--------------|-------------|
| STM8/128-SK/RAIS | STM8S105 | - | STM8S103/5 | STM8S105C6 | LQFP48 |
| | STM8S208RB | - | STM8S207/8 | STM8S208RB | LQFP64 |
| | STM8S903 | - | STM8S903 | STM8S903K3 | LQFP32 |
| ST7FLITE-SK/RAIS | ST7LITEU0 | - | ST7Ultralite0 | ST7FLITEU0 | DIP16 |
| | ST7LITE0 | - | ST7FLITE0 | ST7FLITE09Y0 | SO16 |
| | ST7LITE1B | - | ST7FLIT1xB | ST7FLIT19BF1 | SO20 |
| | ST7LITE3 | - | ST7FLITE3 | ST7FLITE39F2 | SO20 |
| ST7232X-SK/RAIS | ST72321B | - | ST72321 | ST72F321BAR9 | LQFP64 |
| | ST72325 | - | ST72324/5 | ST72F325AR9 | LQFP64 |
| ST72F34X-SK/RAIS | ST72345 | - | ST7234x | ST72F345C4 | LQFP48 |
| | ST72264 | - | ST7226x | ST72F264G2 | S028 |
| ST2F36X-SK/RAIS | ST72361 | - | ST72361 ST7256X | ST72F361AR9 | LQFP64 |

1. All kits have a clock source selection jumper, and an oscillator footprint unless stated otherwise.

Table 2. Raisonance standalone daughterboards for the STM8 and ST7

| Standalone daughterboard (order code) | Daughterboard ID marking | Additional features ⁽¹⁾ | MCU family supported | MCU device | MCU package |
|---------------------------------------|--------------------------|------------------------------------|----------------------|--------------|-------------|
| STM8S/32-D/RAIS | STM8S105 | - | STM8S103/5 | STM8S105C6 | LQFP48 |
| STM8/128-D/RAIS | STM8S208RB | - | STM8S207/8 | STM8S208RB | LQFP64 |
| STM8S/8-D/RAIS | STM8S903 | - | STM8S903 | STM8S903K3 | LQFP32 |
| ST7FLIT1B-D/RAIS | ST7LITE1B | - | ST7FLIT1xB | ST7FLIT19BF1 | SO20 |
| ST7FLITU0-D/RAIS | ST7LITEU0 | - | ST7Ultralite0 | ST7FLITEU0 | DIP16 |
| ST7FLI49-D/RAIS | ST7FLI49 | - | ST7FLITE4 | ST7FLITE49K2 | LQFP32 |
| ST7FLI49M-D/RAIS | ST7LITE4M | - | ST7FLITE4M | ST7FLI49MK1 | LQFP32 |
| ST72321B-D/RAIS | ST72321B | - | ST72321 | ST72F321BAR9 | LQFP64 |
| ST72325-D/RAIS | ST72325 | - | ST72324/25 | ST72F325AR9 | LQFP64 |
| ST72345-D/RAIS | ST72345 | - | ST7234x | ST72F345C4 | LQFP48 |
| ST7FOXA0-D/RAIS | ST7FOXA0 | - | ST7FOXA0 | ST7FOXA0 | DIP16 |
| ST7FOXK2-D/RAIS | ST7FOXK2 | - | ST7FOXK2 | ST7FOXK2 | LQFP32 |

1. All kits have a clock source selection jumper, and an oscillator footprint unless stated otherwise.

3 Ordering information

REva starter kits and Raisonance development tools can be ordered from Raisonance or from your nearest ST Distributor or sales office.

The REva starter kits are available for a full range of 32-bit and 8-bit microcontrollers. For more information refer to www.st.com/mcu.

For more information, documentation and downloads, please refer to www.raisonance.com. For more information about which microcontrollers are supported, refer to www.raisonance.com or the STMicroelectronics microcontroller support site, www.st.com.

4 Revision history

Table 3. Document revision history

| Date | Revision | Changes |
|--------------|----------|--|
| 01-Mar-2005 | 1 | Initial release. |
| 24-Aug-2005 | 2 | Added part number ST7232x-SK/RAIS and ST7LITE1B daughterboard. |
| 21-June-2006 | 3 | Added part number ST72F34X-SK/RAIS, ST72F36X-SK/RAIS and ST72F63B-SK/RAIS. Added daughterboard features to Table 1. |
| 21-Jul-2008 | 4 | Added STM8 microcontroller family to supported devices. Updated the Raisonance's software paragraph, replaced Table 1 with Tables 1 and 2, and reformatted the document. |
| 09-Apr-2010 | 5 | Added STM8S105 and STM8S903 daughterboards to Table 1 and Table 2 . |
| 22-Apr-2013 | 6 | Updated information on Raisonance STM8 and ST7 C compiler in Section 1: Architecture . Modified Section 3: Ordering information . |
| 01-Jul-2014 | 7 | Updated list of starter kits in Description . Removed ST72F63B-SK/RAIS from Table 1 , and ST7FLITUS-D/RAIS from Table 2 . |

Please Read Carefully:

Information in this document is provided solely in connection with ST products. STMicroelectronics NV and its subsidiaries ("ST") reserve the right to make changes, corrections, modifications or improvements, to this document, and the products and services described herein at any time, without notice.

All ST products are sold pursuant to ST's terms and conditions of sale.

Purchasers are solely responsible for the choice, selection and use of the ST products and services described herein, and ST assumes no liability whatsoever relating to the choice, selection or use of the ST products and services described herein.

No license, express or implied, by estoppel or otherwise, to any intellectual property rights is granted under this document. If any part of this document refers to any third party products or services it shall not be deemed a license grant by ST for the use of such third party products or services, or any intellectual property contained therein or considered as a warranty covering the use in any manner whatsoever of such third party products or services or any intellectual property contained therein.

UNLESS OTHERWISE SET FORTH IN ST'S TERMS AND CONDITIONS OF SALE ST DISCLAIMS ANY EXPRESS OR IMPLIED WARRANTY WITH RESPECT TO THE USE AND/OR SALE OF ST PRODUCTS INCLUDING WITHOUT LIMITATION IMPLIED WARRANTIES OF MERCHANTABILITY, FITNESS FOR A PARTICULAR PURPOSE (AND THEIR EQUIVALENTS UNDER THE LAWS OF ANY JURISDICTION), OR INFRINGEMENT OF ANY PATENT, COPYRIGHT OR OTHER INTELLECTUAL PROPERTY RIGHT.

ST PRODUCTS ARE NOT DESIGNED OR AUTHORIZED FOR USE IN: (A) SAFETY CRITICAL APPLICATIONS SUCH AS LIFE SUPPORTING, ACTIVE IMPLANTED DEVICES OR SYSTEMS WITH PRODUCT FUNCTIONAL SAFETY REQUIREMENTS; (B) AERONAUTIC APPLICATIONS; (C) AUTOMOTIVE APPLICATIONS OR ENVIRONMENTS, AND/OR (D) AEROSPACE APPLICATIONS OR ENVIRONMENTS. WHERE ST PRODUCTS ARE NOT DESIGNED FOR SUCH USE, THE PURCHASER SHALL USE PRODUCTS AT PURCHASER'S SOLE RISK, EVEN IF ST HAS BEEN INFORMED IN WRITING OF SUCH USAGE, UNLESS A PRODUCT IS EXPRESSLY DESIGNATED BY ST AS BEING INTENDED FOR "AUTOMOTIVE, AUTOMOTIVE SAFETY OR MEDICAL" INDUSTRY DOMAINS ACCORDING TO ST PRODUCT DESIGN SPECIFICATIONS. PRODUCTS FORMALLY ESCC, QML OR JAN QUALIFIED ARE DEEMED SUITABLE FOR USE IN AEROSPACE BY THE CORRESPONDING GOVERNMENTAL AGENCY.

Resale of ST products with provisions different from the statements and/or technical features set forth in this document shall immediately void any warranty granted by ST for the ST product or service described herein and shall not create or extend in any manner whatsoever, any liability of ST.

ST and the ST logo are trademarks or registered trademarks of ST in various countries.

Information in this document supersedes and replaces all information previously supplied.

The ST logo is a registered trademark of STMicroelectronics. All other names are the property of their respective owners.

© 2014 STMicroelectronics - All rights reserved



STMicroelectronics group of companies

Australia - Belgium - Brazil - Canada - China - Czech Republic - Finland - France - Germany - Hong Kong - India - Israel - Italy - Japan - Malaysia - Malta - Morocco - Philippines - Singapore - Spain - Sweden - Switzerland - United Kingdom - United States of America

www.st.com

Looking for pricing, stock, or lifecycle information?

Click below to explore more details on WIN SOURCE:

-  [View ST7FLIT1B-D/RAIS on WIN SOURCE](#)
-  [STMicroelectronics Information](#)

Optimize Your Supply Chain with WIN SOURCE Solutions

-  Global Sourcing Solution
-  Obsolete Management
-  Cost Control Management
-  Shortage Management
-  Alternative Solution
-  Excess Inventory Management