



**THE DATASHEET OF
SI4700-B-EVB**



Si4700/01/02/03/08/09 EVALUATION BOARD QUICK-START GUIDE

Thank you for purchasing the Silicon Laboratories Si4700/01/02/03/08/09 FM Tuner Evaluation Board (EVB). The EVB and associated software have been designed to speed the overall development process and decrease required development time. We look forward to working with you and have posted support articles, answers to frequently asked questions, and application notes on the Si47xx Customer Support Site at www.mysilabs.com.

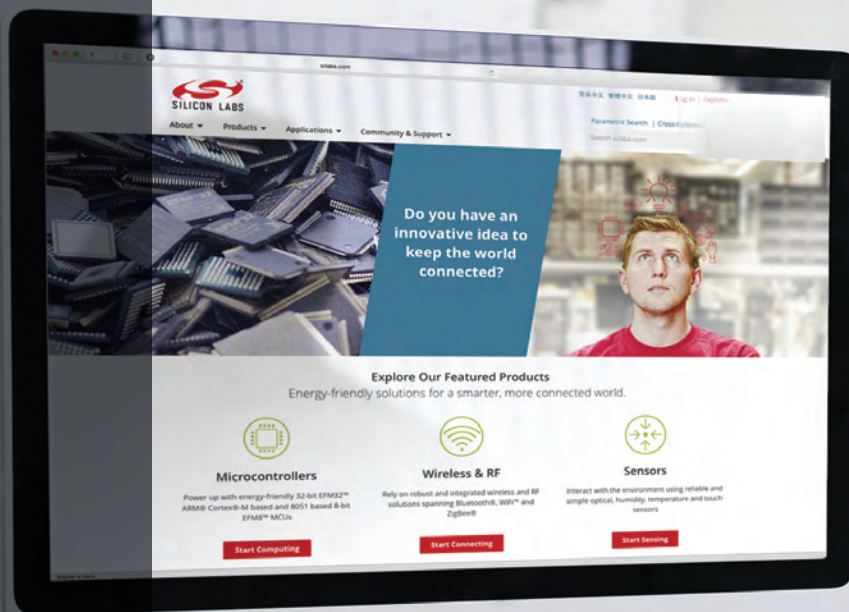
Note: A more comprehensive user's guide for configuring your system is available on the EVB CD (Si4700/01/02/03 Evaluation Board User's Guide or Si4708/09 Evaluation Board User's Guide) and on the Si47xx Customer Support Site. If you have any difficulty or questions about any of the steps below, please consult the EVB users guide prior to plugging in your EVB.

1. Make sure any prior versions of the GUI are removed prior to installation of the GUI application software shipped with the evaluation board kit.
 - You can use "Add or Remove Programs" in the Windows control panel to remove the old version of the GUI.
2. Insert the Silicon Laboratories CD into host CD drive.
3. Install the Development GUI located in CD:\Si47xx\Setup.exe.
 - The setup program may prompt to install the DotNetFramework which is required for the program to function. This may be installed from the DotNetFramework directory on the Installation CD or from the Microsoft website.
4. Connect the USB cable to the evaluation board USB connector.
5. Make sure that switch SW1 is in the USB position to use USB power.
6. Launch the Si47xx Development GUI.

General Debugging Guidelines

If your EVB is not functional, please refer to the following troubleshooting tips.


1. Make sure the EVB is recognized by your PC. Right-click on "My Computer", and select "Properties" → "Hardware" → "Device Manager". Under "Human Interface Devices", select each "HID-Compliant Device" → "Details" entry, and confirm one contains "VID_10C4&PID_8193."
2. If the EVB is not recognized by the GUI, uninstall .NET Framework V2.0, and reinstall from Microsoft's Windows Update.



Smart.
Connected.
Energy-Friendly



Products
www.silabs.com/products



Quality
www.silabs.com/quality



Support and Community
community.silabs.com

Disclaimer

Silicon Laboratories intends to provide customers with the latest, accurate, and in-depth documentation of all peripherals and modules available for system and software implementers using or intending to use the Silicon Laboratories products. Characterization data, available modules and peripherals, memory sizes and memory addresses refer to each specific device, and "Typical" parameters provided can and do vary in different applications. Application examples described herein are for illustrative purposes only. Silicon Laboratories reserves the right to make changes without further notice and limitation to product information, specifications, and descriptions herein, and does not give warranties as to the accuracy or completeness of the included information. Silicon Laboratories shall have no liability for the consequences of use of the information supplied herein. This document does not imply or express copyright licenses granted hereunder to design or fabricate any integrated circuits. The products must not be used within any Life Support System without the specific written consent of Silicon Laboratories. A "Life Support System" is any product or system intended to support or sustain life and/or health, which, if it fails, can be reasonably expected to result in significant personal injury or death. Silicon Laboratories products are generally not intended for military applications. Silicon Laboratories products shall under no circumstances be used in weapons of mass destruction including (but not limited to) nuclear, biological or chemical weapons, or missiles capable of delivering such weapons.

Trademark Information

Silicon Laboratories Inc., Silicon Laboratories, Silicon Labs, SiLabs and the Silicon Labs logo, CMEMS®, EFM, EFM32, EFR, Energy Micro, Energy Micro logo and combinations thereof, "the world's most energy friendly microcontrollers", Ember®, EZLink®, EZMac®, EZRadio®, EZRadioPRO®, DSPLL®, ISOmodem®, Precision32®, ProSLIC®, SiPHY®, USBXpress® and others are trademarks or registered trademarks of Silicon Laboratories Inc. ARM, CORTEX, Cortex-M3 and THUMB are trademarks or registered trademarks of ARM Holdings. Keil is a registered trademark of ARM Limited. All other products or brand names mentioned herein are trademarks of their respective holders.




Silicon Laboratories Inc.
400 West Cesar Chavez
Austin, TX 78701
USA

<http://www.silabs.com>

Looking for pricing, stock, or lifecycle information?

Click below to explore more details on WIN SOURCE:

-  [View SI4700-B-EVB on WIN SOURCE](#)
-  [Skyworks Solutions Inc. Information](#)

Optimize Your Supply Chain with WIN SOURCE Solutions

-  Global Sourcing Solution
-  Obsolete Management
-  Cost Control Management
-  Shortage Management
-  Alternative Solution
-  Excess Inventory Management