



**THE DATASHEET OF
SP16130CH4RB/NOPB**



Low IF Receiver Reference Design

National Semiconductor
RD-170
Strategic Signal Path Applications
December 2008



1.0 Design Description

The SP16130CH4RB Reference Board demonstrates a low IF receiver subsystem application including an ADC16V130 analog-to-digital converter (ADC) and LMK04031B clock conditioner which provides digitization and clocking as used in wireless infrastructure systems.

This subsystem reference design provides single to differential conversion and lowpass filtering of the input signal with an optimized, double-balun network and high dynamic range digitization to parallel LVDS outputs using the ADC16V130. The 125 MHz low-jitter, LVPECL clock signal for the ADC is generated by a LMK04031B clock conditioner which demonstrates less than 250 fs of total jitter over the input bandwidth of the ADC.

The measured system performance demonstrates a large signal SNR of 75.8 dBFS and SFDR greater than 84 dBFS for a -1 dBFS, 52 MHz input signal and a sampling frequency of 125 MSPS. For small signals, the performance improves to 78.0 dBFS SNR and greater than 94 dBFS SFDR.

Evaluation of this reference board is simplified with the WaveVision 5.1 Data Capture Board and WaveVision 5 software.

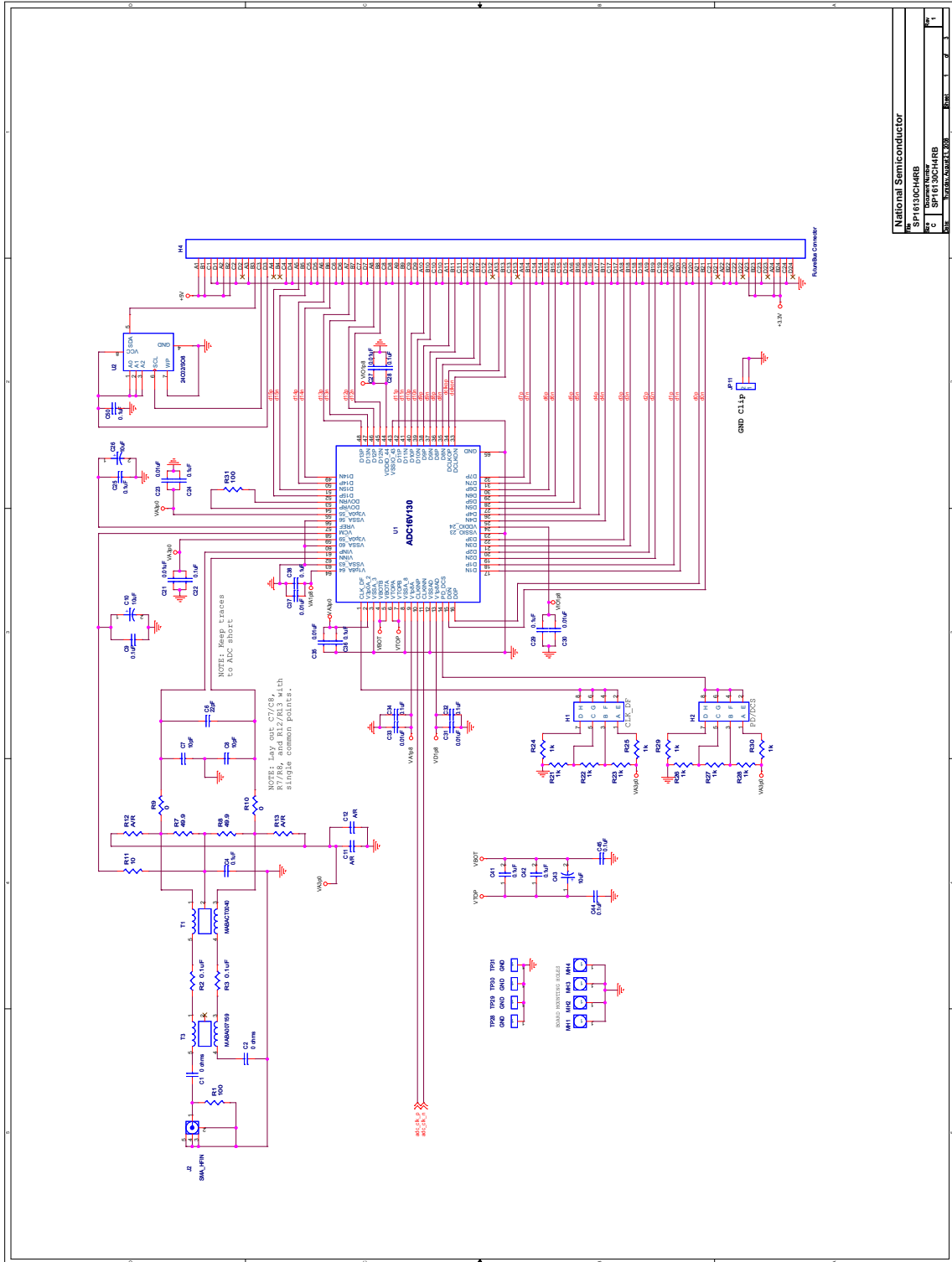
2.0 Features

Key Features of the SP16130CH4RB Low IF Receiver Reference Design Board

- Demonstrates a subsystem architecture used in wireless infrastructure systems and frequency domain analyzers

- Configured for input frequencies between 5 and 52 MHz
- Board comes fully assembled and tested
- Single (+5V) supply needed
- All ADC features can be exercised
- **Featured Products Include:**
 - ADC16V130 16-bit, 130 Megasample per second (MSPS) ADC with parallel LVDS outputs
 - LMK04031B low-jitter precision clock conditioner consisting of cascaded phase locked loops (PLLs), an internal voltage controlled oscillator (VCO) and a distribution stage
 - Several energy-efficient power management ICs
- Large-signal (-1 dBFS) performance for a 52 MHz input signal:
 - SNR = 75.8 dBFS
 - SFDR > 84 dBFS
- Small-signal (-20 dBFS) performance for a 52 MHz input signal:
 - SNR = 78.0 dBFS
 - SFDR > 94 dBFS
- Total integrated jitter < 250 fs
- PIC Loader board included with reference board for quick and easy configuration of the LMK04031B
- Compatible with the WaveVision 5.1 Data Capture Board and WaveVision 5 software for simplified evaluation

3.0 Schematic



National Semiconductor	
SP16130CH4RB	
Doc #	SP16130CH4RB
Rev	1.0
Date	1998/05/13

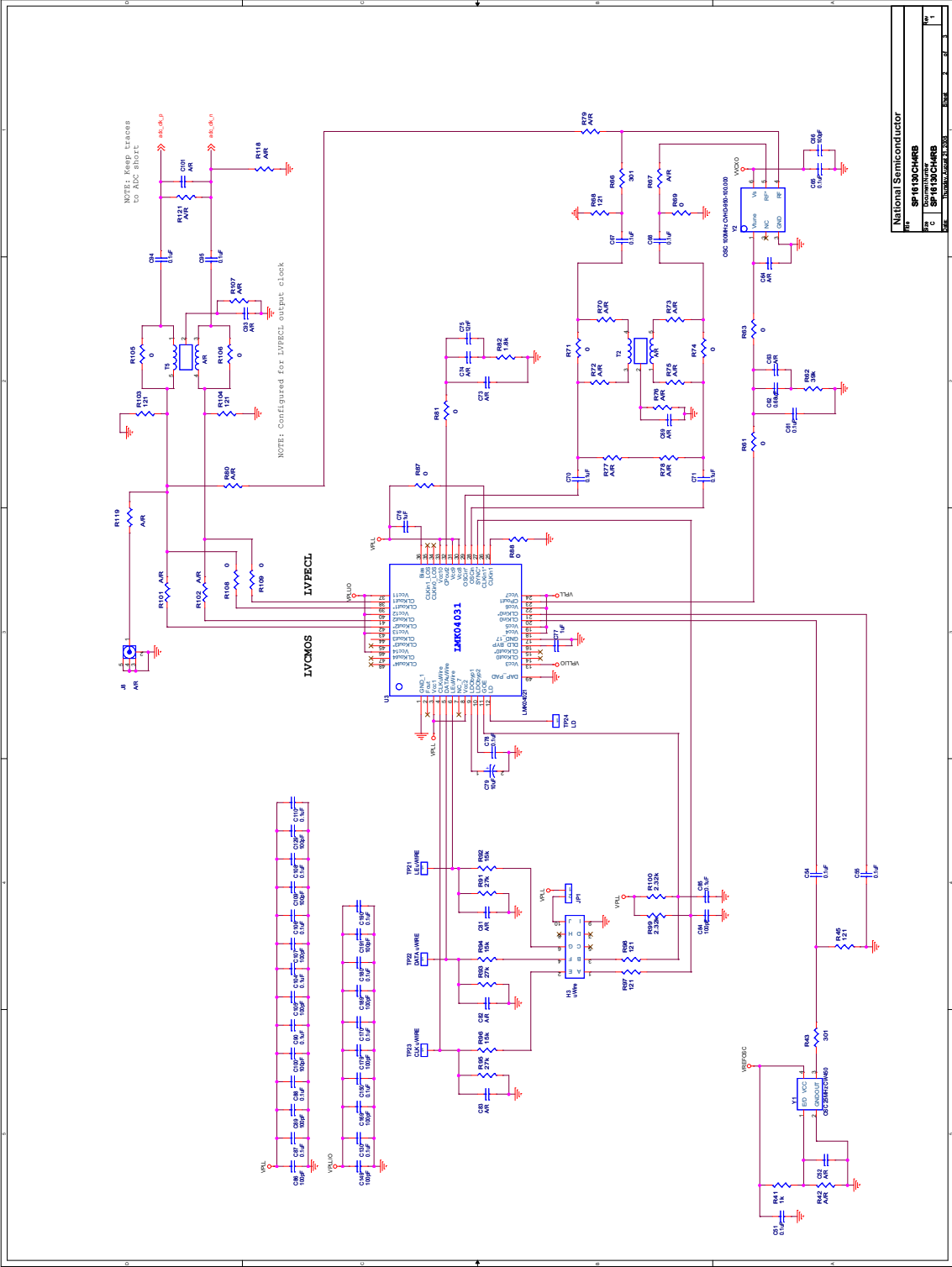
schematic1

FIGURE 1. SP16130CH4RB Schematic - ADC

schematic.2

FIGURE 2. SP16130CH4RB Schematic - LMK

National Semiconductor	
Part	SP16130CH4RB
Rev	C
Date	11/10/06



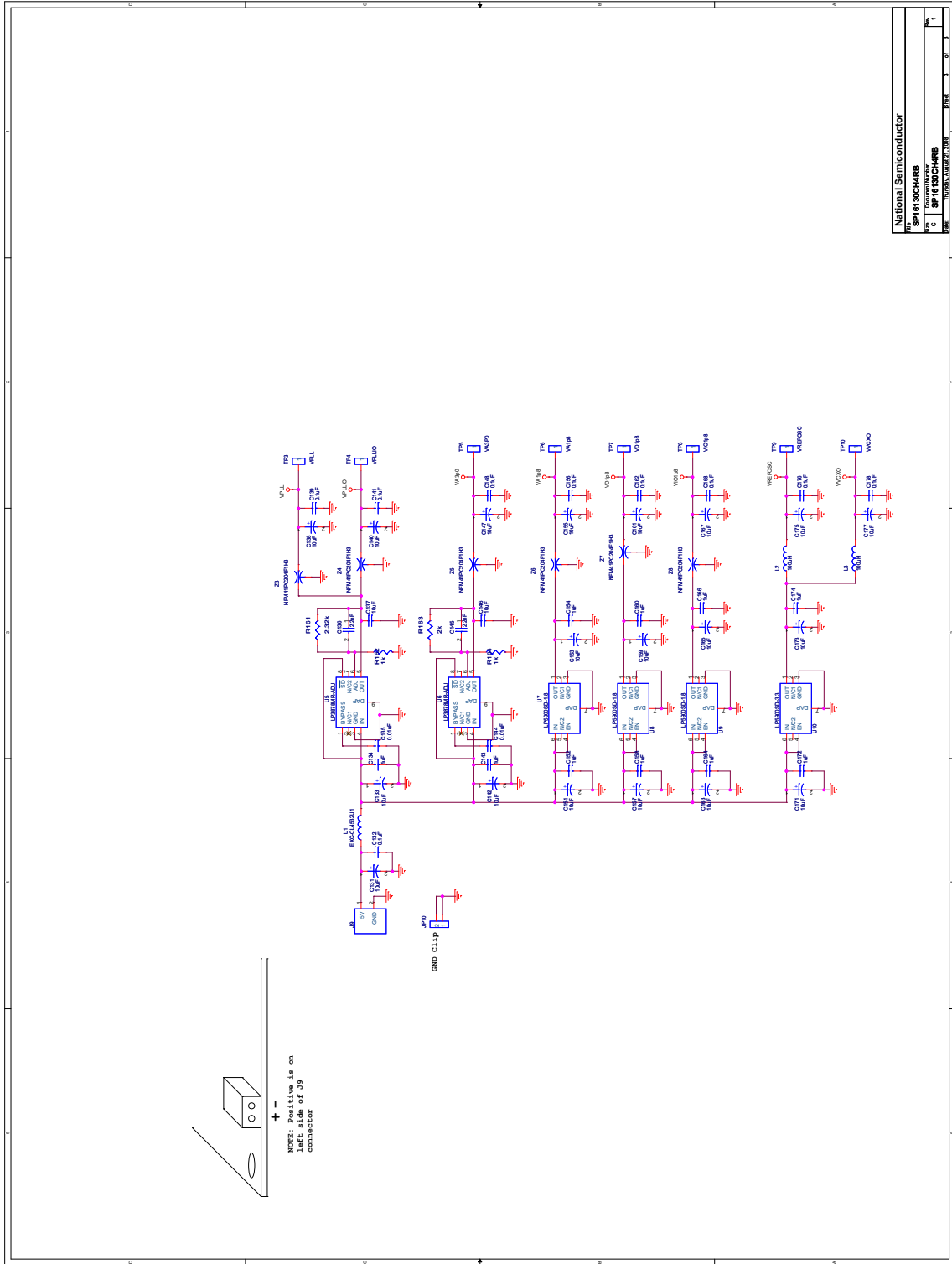



FIGURE 3. SP16130CH4RB Schematic - Power

schematic3

5.0 Board Photos



boardphoto

FIGURE 5. SP16130CH4RB Board Photo

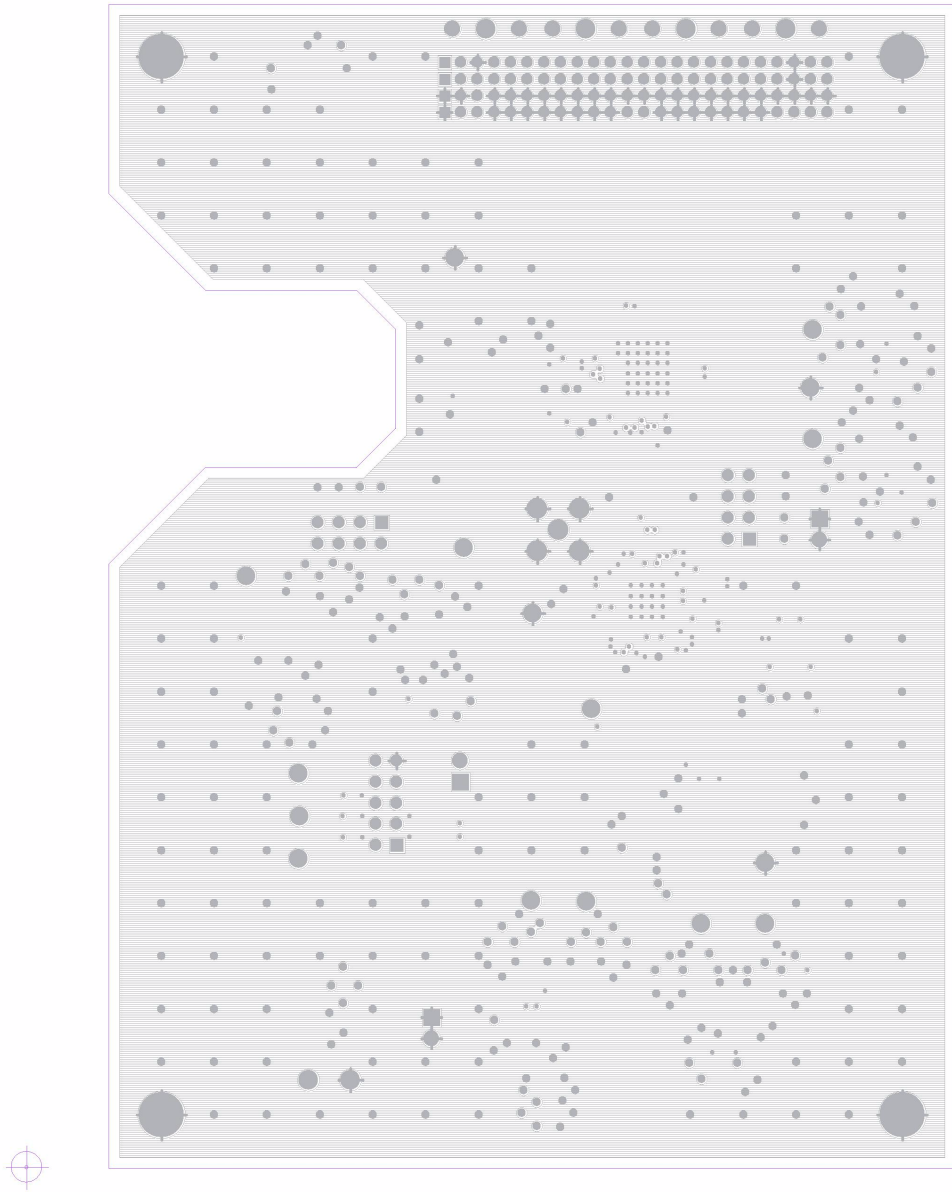
6.0 Hardware Description

A comprehensive discussion of this design is within in the **SP16130CH4RB Low IF Receiver Reference Design Board ADC16V130 + LMK04031B User's Guide**. The user

guide can be found in the **Design Resources** section on the RD-170 reference design folder:

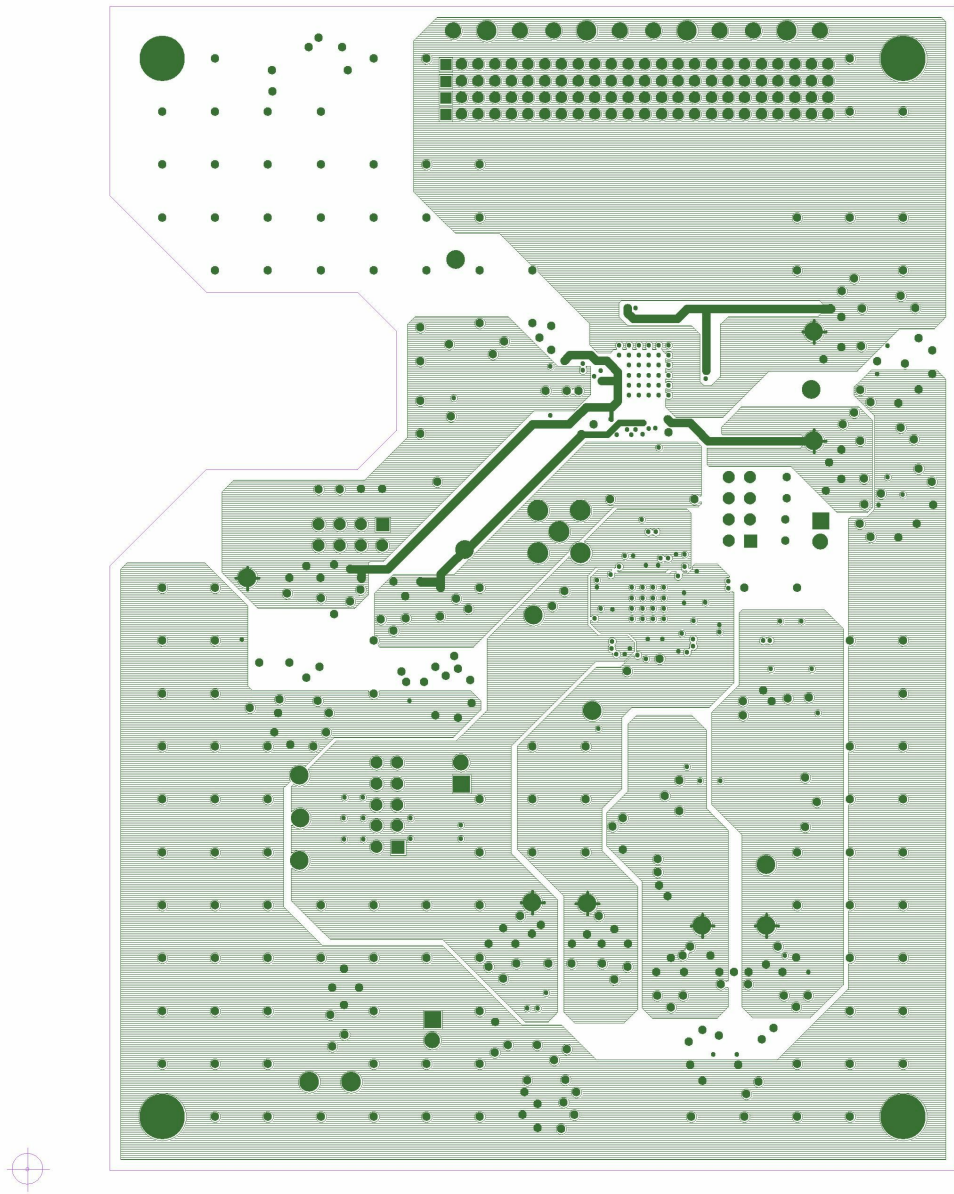
<http://www.national.com/rd/RDhtml/RD-170.html>

7.0 Layouts



layout1

FIGURE 7. SP16130CH4RB Layout - Second GND Layer



layout2

FIGURE 8. SP16130CH4RB Layout - Third Power Layer

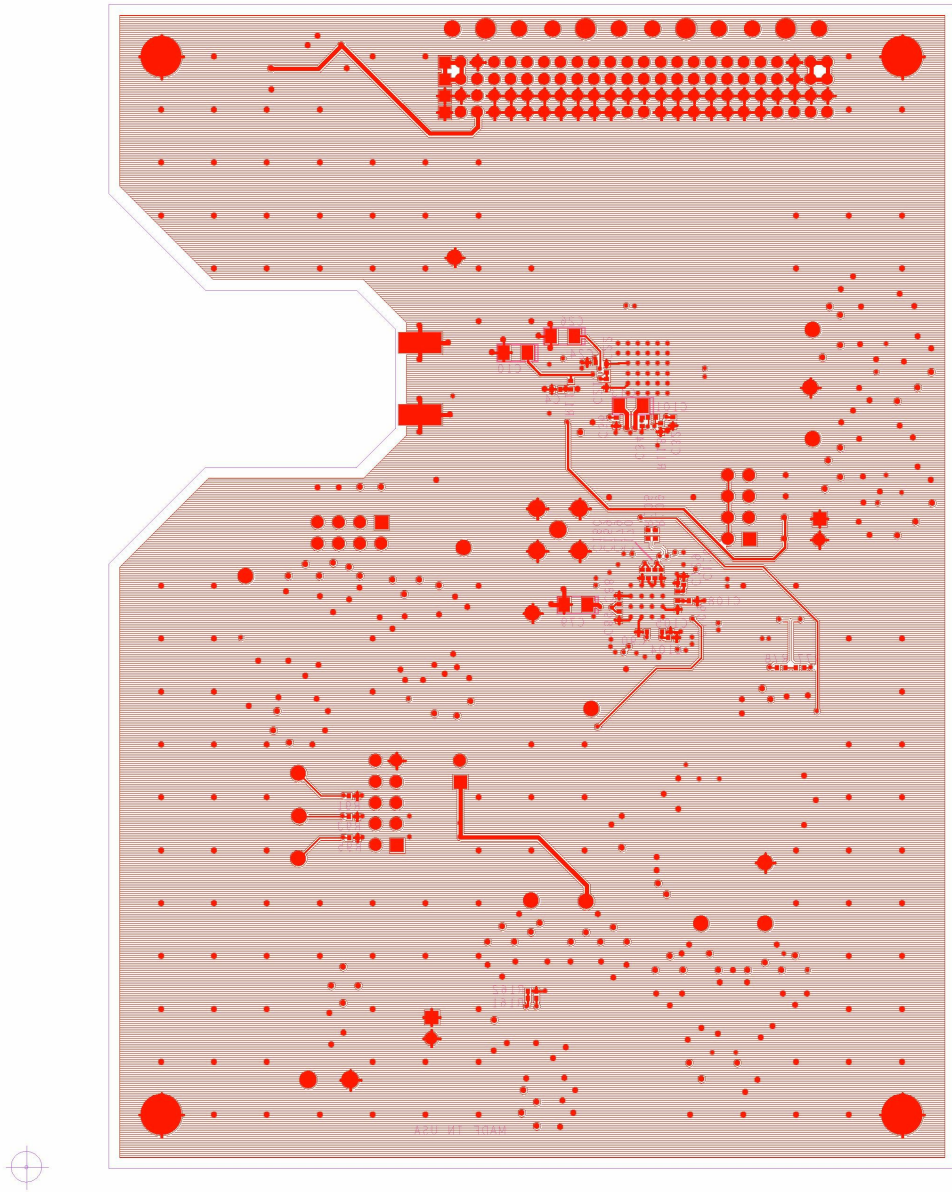


FIGURE 9. SP16130CH4RB Layout - Bottom Signal Layer

layout3

Notes

Notes

National Semiconductor's design tools attempt to recreate the performance of a substantially equivalent physical implementation of the design. Reference designs are created using National's published specifications as well as the published specifications of other device manufacturers. While National does update this information periodically, this information may not be current at the time the reference design is built. National and/or its licensors do not warrant the accuracy or completeness of the specifications or any information contained therein. National and/or its licensors do not warrant that any designs or recommended parts will meet the specifications you entered, will be suitable for your application or fit for any particular purpose, or will operate as shown in the simulation in a physical implementation. National and/or its licensors do not warrant that the designs are production worthy. You should completely validate and test your design implementation to confirm the system functionality for your application.

National does not assume any responsibility for use of any circuitry described, no circuit patent licenses are implied and National reserves the right at any time without notice to change said circuitry and specifications.
For the most current product information visit us at www.national.com.

LIFE SUPPORT POLICY

NATIONAL'S PRODUCTS ARE NOT AUTHORIZED FOR USE AS CRITICAL COMPONENTS IN LIFE SUPPORT DEVICES OR SYSTEMS WITHOUT THE EXPRESS WRITTEN APPROVAL OF THE PRESIDENT AND GENERAL COUNSEL OF NATIONAL SEMICONDUCTOR CORPORATION. As used herein:

1. Life support devices or systems are devices or systems which,
 - (a) are intended for surgical implant into the body, or
 - (b) support or sustain life, and whose failure to perform when properly used in accordance with instructions for use provided in the labeling, can be reasonably expected to result in a significant injury to the user.
2. A critical component is any component of a life support device or system whose failure to perform can be reasonably expected to cause the failure of the life support device or system, or to affect its safety or effectiveness.

BANNED SUBSTANCE COMPLIANCE

National Semiconductor certifies that the products and packing materials meet the provisions of the Customer Products Stewardship Specification (CSP-9-111C2) and the Banned Substances and Materials of Interest Specification (CSP-9-111S2) and contain no "Banned Substances" as defined in CSP-9-111S2.

Leadfree products are RoHS compliant.



National Semiconductor Americas Customer Support Center
 Email: new.feedback@nsc.com
 Tel: 1-800-272-9959

National Semiconductor Europe Customer Support Center
 Fax: +49 (0) 180-530-85-86
 Email: europe.support@nsc.com
 Deutsch Tel: +49 (0) 69 9508 6208
 English Tel: +49 (0) 870 24 0 2171
 Français Tel: +33 (0) 1 41 91 8790

National Semiconductor Asia Pacific Customer Support Center
 Email: ap.support@nsc.com

National Semiconductor Japan Customer Support Center
 Fax: 81-3-5639-7507
 Email: jpn.feedback@nsc.com
 Tel: 81-3-5639-7560

IMPORTANT NOTICE

Texas Instruments Incorporated and its subsidiaries (TI) reserve the right to make corrections, modifications, enhancements, improvements, and other changes to its products and services at any time and to discontinue any product or service without notice. Customers should obtain the latest relevant information before placing orders and should verify that such information is current and complete. All products are sold subject to TI's terms and conditions of sale supplied at the time of order acknowledgment.

TI warrants performance of its hardware products to the specifications applicable at the time of sale in accordance with TI's standard warranty. Testing and other quality control techniques are used to the extent TI deems necessary to support this warranty. Except where mandated by government requirements, testing of all parameters of each product is not necessarily performed.

TI assumes no liability for applications assistance or customer product design. Customers are responsible for their products and applications using TI components. To minimize the risks associated with customer products and applications, customers should provide adequate design and operating safeguards.

TI does not warrant or represent that any license, either express or implied, is granted under any TI patent right, copyright, mask work right, or other TI intellectual property right relating to any combination, machine, or process in which TI products or services are used. Information published by TI regarding third-party products or services does not constitute a license from TI to use such products or services or a warranty or endorsement thereof. Use of such information may require a license from a third party under the patents or other intellectual property of the third party, or a license from TI under the patents or other intellectual property of TI.

Reproduction of TI information in TI data books or data sheets is permissible only if reproduction is without alteration and is accompanied by all associated warranties, conditions, limitations, and notices. Reproduction of this information with alteration is an unfair and deceptive business practice. TI is not responsible or liable for such altered documentation. Information of third parties may be subject to additional restrictions.

Resale of TI products or services with statements different from or beyond the parameters stated by TI for that product or service voids all express and any implied warranties for the associated TI product or service and is an unfair and deceptive business practice. TI is not responsible or liable for any such statements.

TI products are not authorized for use in safety-critical applications (such as life support) where a failure of the TI product would reasonably be expected to cause severe personal injury or death, unless officers of the parties have executed an agreement specifically governing such use. Buyers represent that they have all necessary expertise in the safety and regulatory ramifications of their applications, and acknowledge and agree that they are solely responsible for all legal, regulatory and safety-related requirements concerning their products and any use of TI products in such safety-critical applications, notwithstanding any applications-related information or support that may be provided by TI. Further, Buyers must fully indemnify TI and its representatives against any damages arising out of the use of TI products in such safety-critical applications.

TI products are neither designed nor intended for use in military/aerospace applications or environments unless the TI products are specifically designated by TI as military-grade or "enhanced plastic." Only products designated by TI as military-grade meet military specifications. Buyers acknowledge and agree that any such use of TI products which TI has not designated as military-grade is solely at the Buyer's risk, and that they are solely responsible for compliance with all legal and regulatory requirements in connection with such use.

TI products are neither designed nor intended for use in automotive applications or environments unless the specific TI products are designated by TI as compliant with ISO/TS 16949 requirements. Buyers acknowledge and agree that, if they use any non-designated products in automotive applications, TI will not be responsible for any failure to meet such requirements.

Following are URLs where you can obtain information on other Texas Instruments products and application solutions:

Products

Audio	www.ti.com/audio
Amplifiers	amplifier.ti.com
Data Converters	dataconverter.ti.com
DLP® Products	www.dlp.com
DSP	dsp.ti.com
Clocks and Timers	www.ti.com/clocks
Interface	interface.ti.com
Logic	logic.ti.com
Power Mgmt	power.ti.com
Microcontrollers	microcontroller.ti.com
RFID	www.ti-rfid.com
OMAP Mobile Processors	www.ti.com/omap
Wireless Connectivity	www.ti.com/wirelessconnectivity

Applications

Automotive and Transportation	www.ti.com/automotive
Communications and Telecom	www.ti.com/communications
Computers and Peripherals	www.ti.com/computers
Consumer Electronics	www.ti.com/consumer-apps
Energy and Lighting	www.ti.com/energy
Industrial	www.ti.com/industrial
Medical	www.ti.com/medical
Security	www.ti.com/security
Space, Avionics and Defense	www.ti.com/space-avionics-defense
Video and Imaging	www.ti.com/video

TI E2E Community Home Page

e2e.ti.com

Mailing Address: Texas Instruments, Post Office Box 655303, Dallas, Texas 75265
Copyright © 2012, Texas Instruments Incorporated




Looking for pricing, stock, or lifecycle information?

Click below to explore more details on WIN SOURCE:

 [View SP16130CH4RB/NOPB on WIN SOURCE](#)

 [Texas Instruments](#) Information

Optimize Your Supply Chain with WIN SOURCE Solutions

-  Global Sourcing Solution
-  Obsolete Management
-  Cost Control Management
-  Shortage Management
-  Alternative Solution
-  Excess Inventory Management