



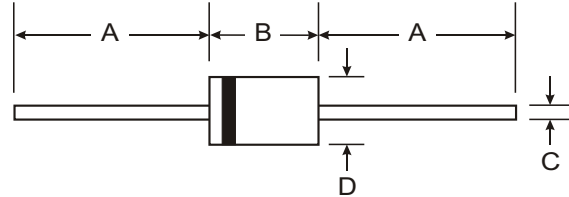
**THE DATASHEET OF
SR502-T**



NOT RECOMMENDED FOR NEW DESIGNS,
PLEASE USE SB520 - SB560

Features

- High Current Capability and Low Forward Drop
- High Surge Capacity
- Guard Ring for Transient Protection
- Low Power Loss, High Efficiency
- Plastic Material: UL Flammability Classification Rating 94V-0



Mechanical Data

- Case: DO-201AD, Molded Plastic
- Terminals: Axial Lead, Solderable per MIL-STD-202, Method 208
- Mounting Position: Any
- Polarity: Cathode Band
- Weight: 1.20 grams (approx.)

DO-201AD		
Dim	Min	Max
A	25.40	
B	7.20	9.50
C	1.20	1.30
D	4.80	5.20
All Dimensions in mm		

Maximum Ratings and Electrical Characteristics

Rating at 25 C ambient temperature unless otherwise specified.
Single phase, half wave, 60Hz, resistive or inductive load.

Characteristic	Symbol	SR502	SR503	SR504	SR505	SR506	Unit
Maximum Recurrent Peak Reverse Voltage	V_{RRM}	20	30	40	50	60	V
Maximum RMS Voltage	V_{RSM}	14	21	28	35	42	V
Maximum DC Blocking Voltage	V_{DC}	20	30	40	50	60	V
Maximum Average Forward Rectified Current 9.5mm lead length @ $T_L = 90\text{ C}$	$I_{(AV)}$	5.0					A
Peak Forward Surge current 8.3ms half sine-wave Superimposed on Rated Load (JEDEC Method)	I_{FSM}	150					A
Maximum Forward Voltage @ 5.0A	V_F	0.55		0.67			V
Maximum Average Reverse Current at Peak Reverse Voltage @ $T_A = 25\text{ C}$ @ $T_A = 100\text{ C}$	I_R I_R	1.0 50					mA
Typical Thermal Resistance (Note 1)	R_{JL}	15			10		K/W
Typical Junction Capacitance (Note 2)	C_J	550			400		pF
Storage and Operating Temperature Range	T_J, T_{STG}	-65 to +150					C

Notes: 1. Thermal Resistance from Junction to Lead Vertical PC Board Mounting, 9.5mm Lead Length.
2. Measured at 1.0MHz and applied reverse voltage of 4.0V.

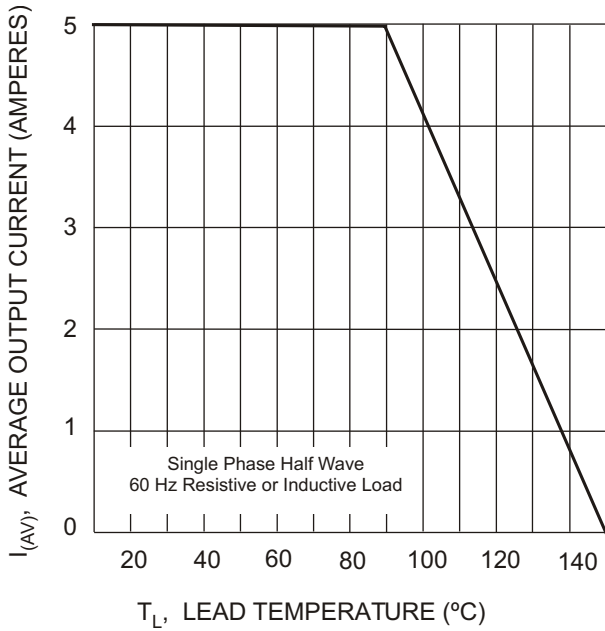


Fig. 1 Typical Forward Characteristics

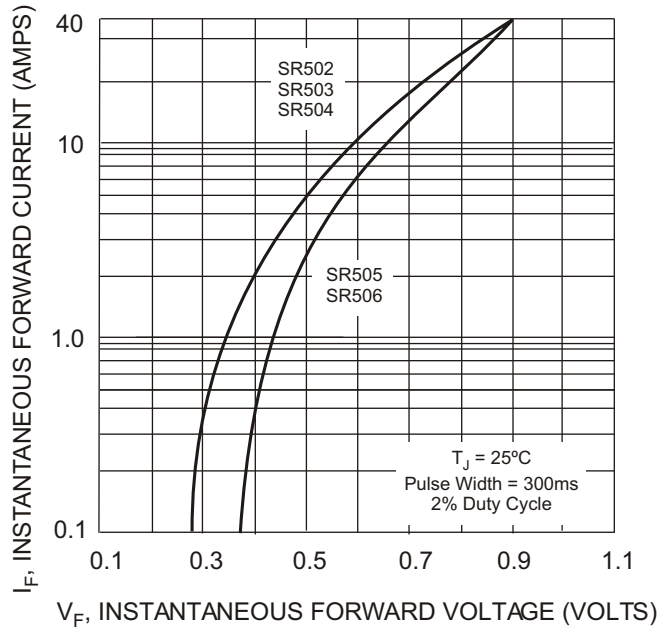


Fig. 2 Typical Forward Characteristics

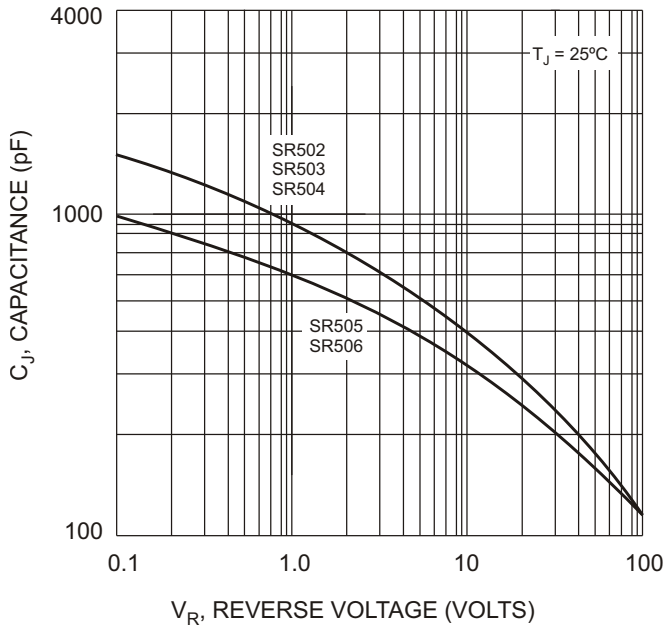


Fig. 3 Typical Junction Capacitance

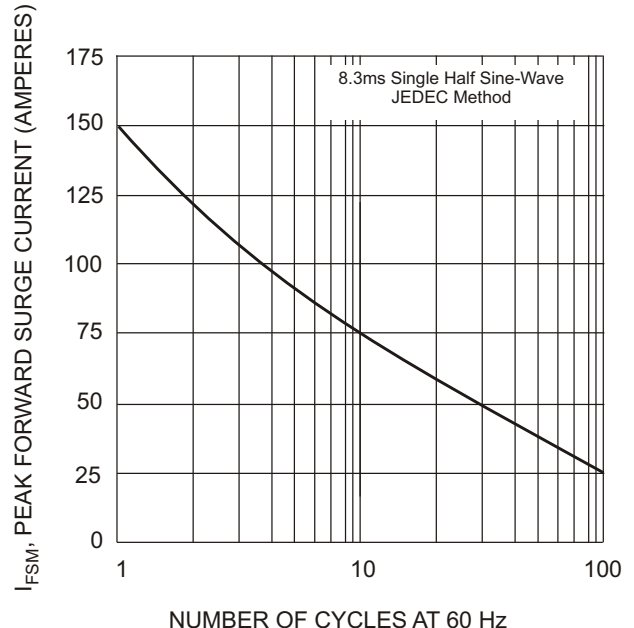


Fig. 4 Maximum Non-Repetitive Peak Forward Surge Current

IMPORTANT NOTICE



Diodes Incorporated and its subsidiaries reserve the right to make modifications, enhancements, improvements, corrections or other changes without further notice to any product herein. Diodes Incorporated does not assume any liability arising out of the application or use of any product described herein; neither does it convey any license under its patent rights, nor the rights of others. The user of products in such applications shall assume all risks of such use and will agree to hold Diodes Incorporated and all the companies whose products are represented on our website, harmless against all damages.

LIFE SUPPORT

Diodes Incorporated products are not authorized for use as critical components in life support devices or systems without the expressed written approval of the President of Diodes Incorporated.

Looking for pricing, stock, or lifecycle information?

Click below to explore more details on WIN SOURCE:

-  [View SR502-T on WIN SOURCE](#)
-  [Diodes Incorporated Information](#)

Optimize Your Supply Chain with WIN SOURCE Solutions

-  Global Sourcing Solution
-  Obsolete Management
-  Cost Control Management
-  Shortage Management
-  Alternative Solution
-  Excess Inventory Management