



THE DATASHEET OF SMD34LHE1-TP



Features

- Halogen Free Available Upon Request By Adding Suffix "-HF"
- High Current Capability
- Lead Free Finish/RoHS Compliant(Note 1) ("P" Suffix Designates Compliant. See Ordering Information)
- Guardring For Overvoltage Protection.
- Silicon Epitaxial Planar Chip, Metal Silicon Junction
- Epoxy Meets UL 94 V-0 Flammability Rating
- Moisture Sensitivity Level 1

Maximum Ratings

- Operating Junction Temperature Range: -55°C to +150°C
- Storage Temperature Range: -55°C to +150°C
- Typical Thermal Resistance: 6°C/W Junction to Lead(Note 2)
- Typical Thermal Resistance: 28°C/W Junction to Case(Note 3)
- Typical Thermal Resistance: 60°C/W Junction to Ambient(Note 2)

MCC Part Number	Device Marking	Maximum Recurrent Peak Reverse Voltage	Maximum RMS Voltage	Maximum DC Blocking Voltage
SMD34LHE1	T4	40V	28V	40V

Electrical Characteristics @ 25°C Unless Otherwise Specified

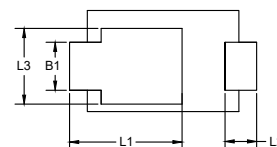

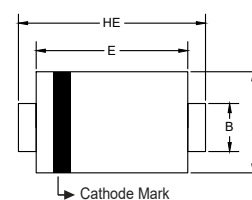
Average Forward Current	$I_{F(AV)}$	3.0A	$T_L = 125^\circ\text{C}$
Peak Forward Surge Current	I_{FSM}	80A	8.3ms, Half Sine
Instantaneous Forward Voltage	V_F	0.45V(Max) 0.41V(Typ)	$I_{FM}=3.0A;$
DC Reverse Current at Rated DC Blocking Voltage	I_R	120 μ A(Max) 30 μ A(Typ)	$V_R=40V; T_J=25^\circ\text{C}$
Typical Junction Capacitance	C_J	210pF	$V_R=4V, f=1\text{MHZ}$

Note :

1. High Temperature Solder Exemption Applied, see EU Directive Annex 7a.
2. The Thermal Resistance From Junction to Ambient or Lead, Mounted on P.C.B With 5x5mm Copper Pads, 2 OZ, FR4 PCB.
3. The Thermal Resistance From Junction to Case, Mounted on P.C.B With Recommended Copper Pads, 2 OZ, FR4 PCB.

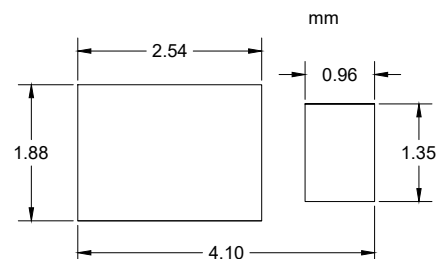
3 Amp Low VF Schottky Rectifier 40 Volts

SOD-123HE1



DIM	DIMENSIONS				NOTE
	INCHES		MM		
	MIN	MAX	MIN	MAX	
A	0.030	0.035	0.75	0.90	
B	0.033	0.041	0.85	1.05	
B1	0.033	0.041	0.85	1.05	
C	0.004	0.010	0.10	0.25	
D	0.075	0.083	1.90	2.10	
E	0.114	0.122	2.90	3.10	
L1	0.079	0.096	2.00	2.45	
L2	0.016	0.033	0.40	0.85	
L3	0.051	0.067	1.30	1.70	
HE	0.138	0.154	3.50	3.90	

Suggested Solder Pad Layout



Curve Characteristics

Fig. 1 - Forward Current Derating Curve

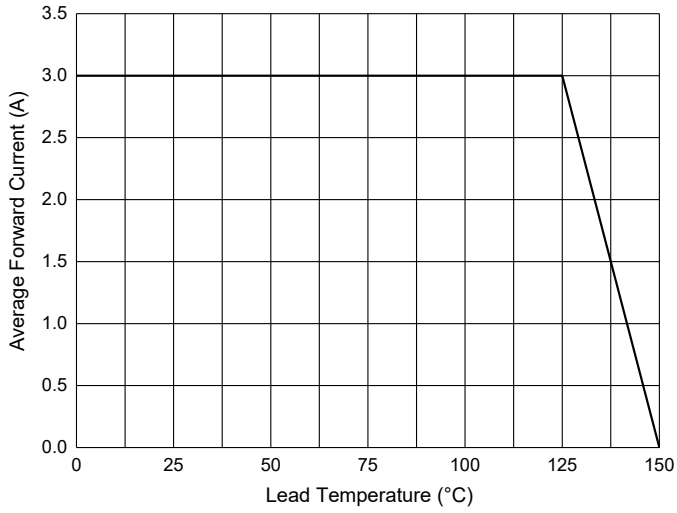


Fig. 2 - Maximum Non-Repetitive Peak Forward Surge Current

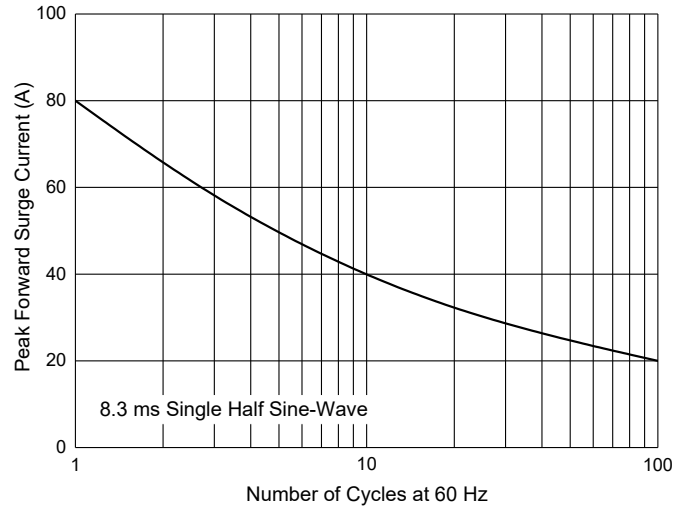


Fig. 3 - Typical Instantaneous Forward Characteristics

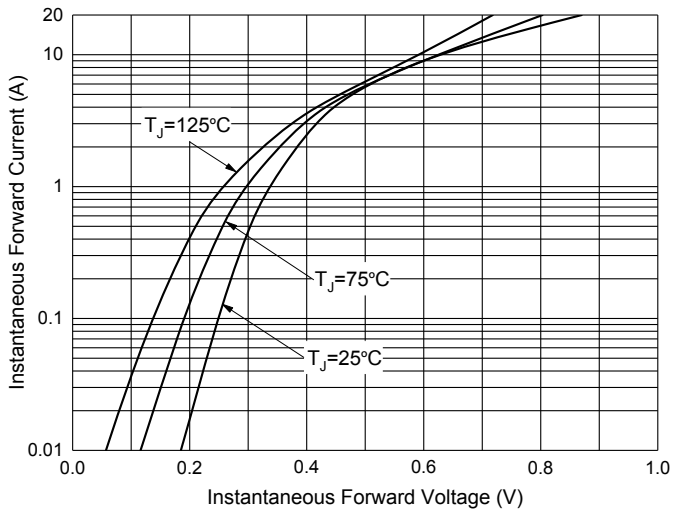
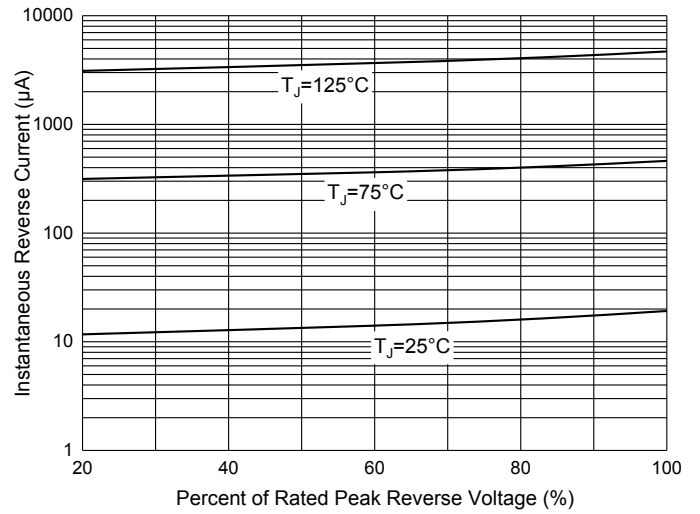


Fig. 4 - Typical Reverse Leakage Characteristics



Ordering Information

Device	Packing
Part Number-TP	Tape&Reel: 3Kpcs/Reel

Note : Adding "-HF" Suffix For Halogen Free, eg. Part Number-TP-HF

IMPORTANT NOTICE

Micro Commercial Components Corp. reserves the right to make changes without further notice to any product herein to make corrections, modifications , enhancements , improvements , or other changes . **Micro Commercial Components Corp** . does not assume any liability arising out of the application or use of any product described herein; neither does it convey any license under its patent rights ,nor the rights of others . The user of products in such applications shall assume all risks of such use and will agree to hold **Micro Commercial Components Corp** . and all the companies whose products are represented on our website, harmless against all damages. **Micro Commercial Components Corp** . products are sold subject to the general terms and conditions of commercial sale, as published at <https://www.mccsemi.com/Home/TermsAndConditions>.

LIFE SUPPORT

MCC's products are not authorized for use as critical components in life support devices or systems without the express written approval of Micro Commercial Components Corporation.

CUSTOMER AWARENESS

Counterfeiting of semiconductor parts is a growing problem in the industry. Micro Commercial Components (MCC) is taking strong measures to protect ourselves and our customers from the proliferation of counterfeit parts. MCC strongly encourages customers to purchase MCC parts either directly from MCC or from Authorized MCC Distributors who are listed by country on our web page cited below. Products customers buy either from MCC directly or from Authorized MCC Distributors are genuine parts, have full traceability, meet MCC's quality standards for handling and storage. **MCC will not provide any warranty coverage or other assistance for parts bought from Unauthorized Sources.** MCC is committed to combat this global problem and encourage our customers to do their part in stopping this practice by buying direct or from authorized distributors.

Looking for pricing, stock, or lifecycle information?

Click below to explore more details on WIN SOURCE:

- [⊖ View SMD34LHE1-TP on WIN SOURCE](#)
- [⊖ Micro Commercial Co Information](#)

Optimize Your Supply Chain with WIN SOURCE Solutions

- ✓ Global Sourcing Solution
- ✓ Obsolete Management
- ✓ Cost Control Management
- ✓ Shortage Management
- ✓ Alternative Solution
- ✓ Excess Inventory Management