



**THE DATASHEET OF  
SB10-04A3-BT**





# SB10-04A3

Schottky Barrier Diode

## 40V, 1.0A Rectifier

### Applications

- High frequency rectification (switching regulators, converters, choppers).

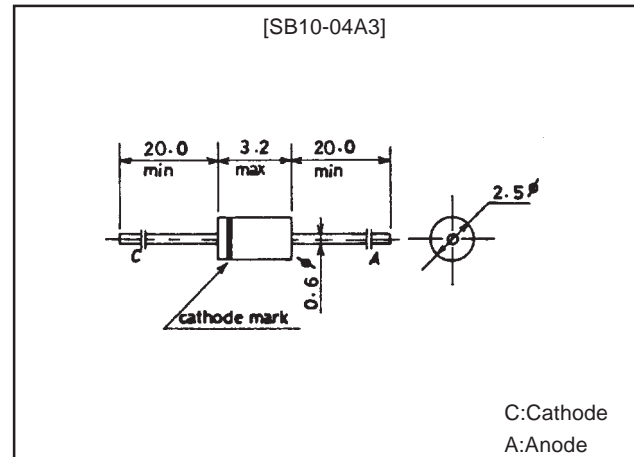
### Features

- Meets the requirements for automatic mounter.
- Low forward voltage ( $V_F$  max=0.55V).
- Small capacitance (C typ=45pF).
- Average rectified current ( $I_O$ =1.0A).

### Package Dimensions

unit:mm

1237



### Specifications

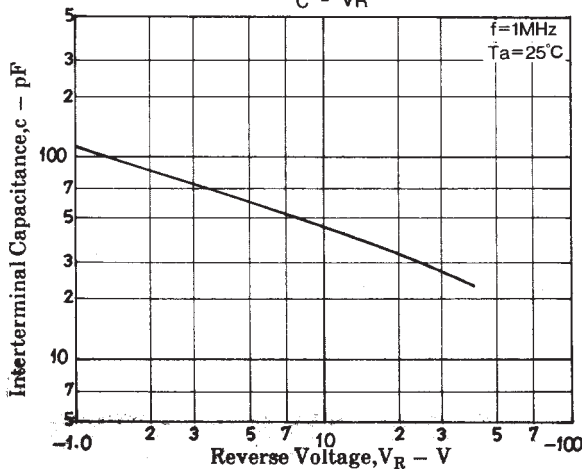
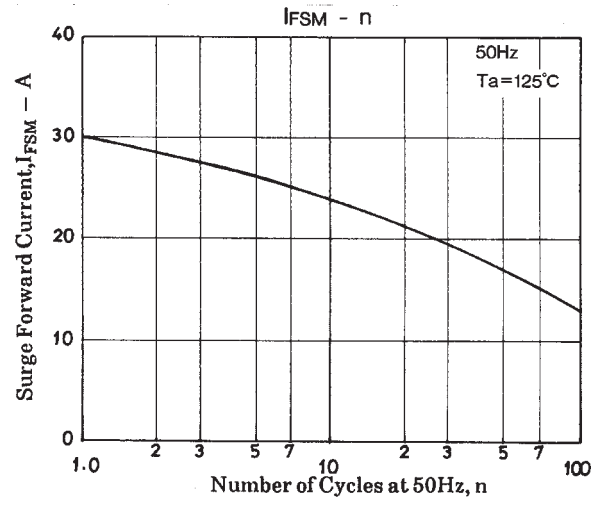
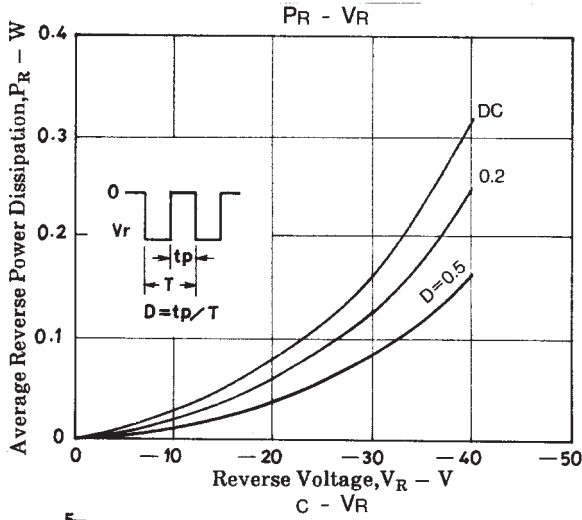
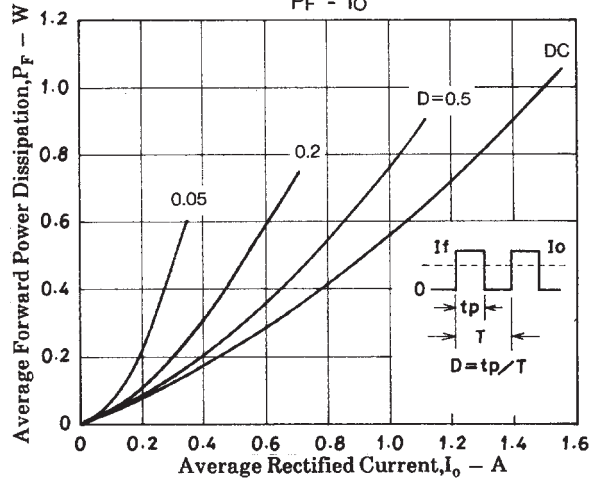
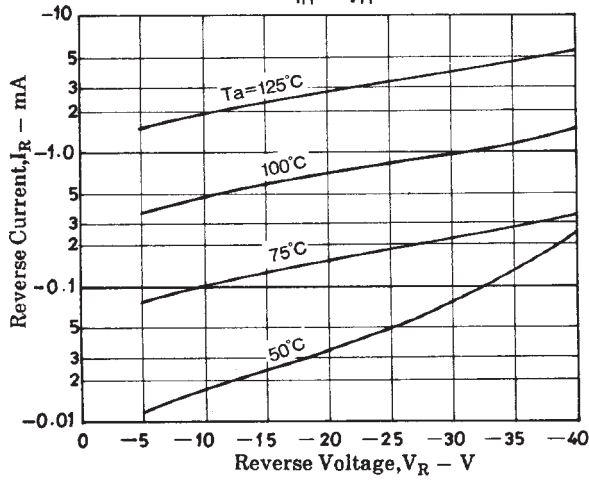
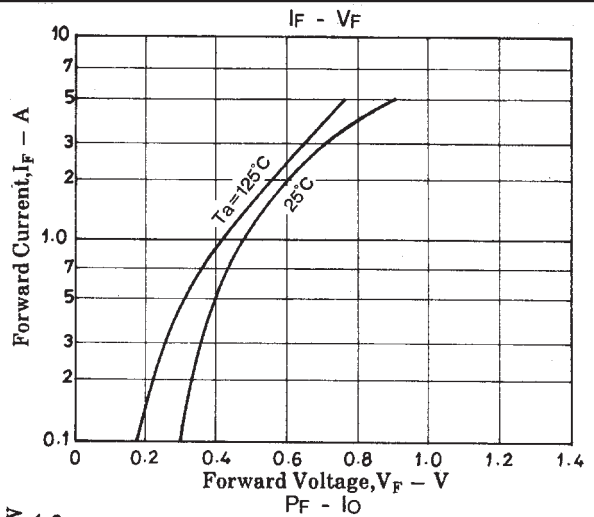
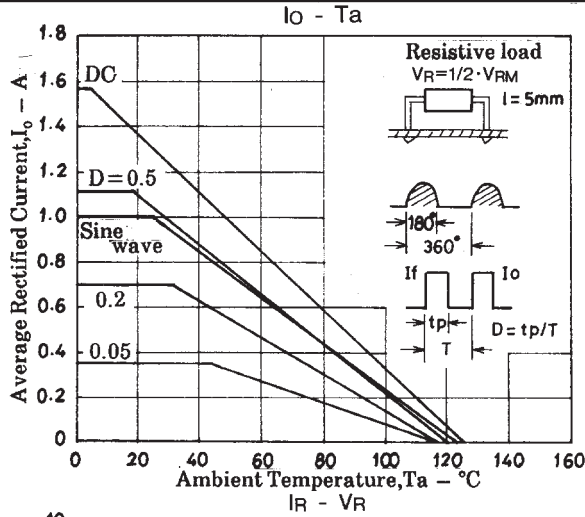
#### Absolute Maximum Ratings at $T_a = 25^\circ\text{C}$

Parameter	Symbol	Conditions	Ratings	Unit
Repetitive Peak Reverse Voltage	$V_{RRM}$		40	V
Nonrepetitive Peak Reverse Surge Voltage	$V_{RSM}$		45	V
Average Output Current	$I_O$	50Hz, resistive load, sine wave, $T_a=25^\circ\text{C}$ L=5mm, 3mm $\phi$ print land	1.0	A
Surge Forward Current	$I_{FSM}$	50Hz sine wave, 1 cycle	30	A
Junction Temperature	$T_j$		125	$^\circ\text{C}$
Storage Temperature	$T_{stg}$		-55 to +125	$^\circ\text{C}$

#### Electrical Characteristics at $T_a = 25^\circ\text{C}$

Parameter	Symbol	Conditions	Ratings			Unit
			min	typ	max	
Forward Voltage	$V_F$	$I_F=1.0\text{A}$			0.55	V
Reverse Current	$I_R$	$V_R=40\text{V}$			0.8	mA
Interterminal Capacitance	C	$V_R=10\text{V}$ , $f=1\text{MHz}$		45		pF
Thermal Resistance (junction-Ambient)	$R_{th(j-a)}$	Mounted on PCB			113	$^\circ\text{C/W}$

# SB10-04A3



- No products described or contained herein are intended for use in surgical implants, life-support systems, aerospace equipment, nuclear power control systems, vehicles, disaster/crime-prevention equipment and the like, the failure of which may directly or indirectly cause injury, death or property loss.
- Anyone purchasing any products described or contained herein for an above-mentioned use shall:
  - ① Accept full responsibility and indemnify and defend SANYO ELECTRIC CO., LTD., its affiliates, subsidiaries and distributors and all their officers and employees, jointly and severally, against any and all claims and litigation and all damages, cost and expenses associated with such use:
  - ② Not impose any responsibility for any fault or negligence which may be cited in any such claim or litigation on SANYO ELECTRIC CO., LTD., its affiliates, subsidiaries and distributors or any of their officers and employees jointly or severally.
- Information (including circuit diagrams and circuit parameters) herein is for example only; it is not guaranteed for volume production. SANYO believes information herein is accurate and reliable, but no guarantees are made or implied regarding its use or any infringements of intellectual property rights or other rights of third parties.

This catalog provides information as of March, 1998. Specifications and information herein are subject to change without notice.

## Looking for pricing, stock, or lifecycle information?

Click below to explore more details on WIN SOURCE:

- ⊖ [View SB10-04A3-BT on WIN SOURCE](#)
- ⊖ [ON Semiconductor Information](#)

## Optimize Your Supply Chain with WIN SOURCE Solutions

- ✓ Global Sourcing Solution
- ✓ Obsolete Management
- ✓ Cost Control Management
- ✓ Shortage Management
- ✓ Alternative Solution
- ✓ Excess Inventory Management