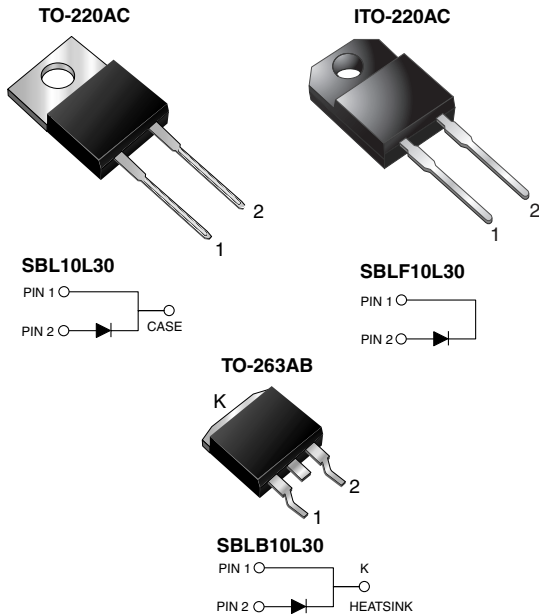




**THE DATASHEET OF
SBLB10L30-E3/81**



Low V_F Schottky Barrier Rectifier



FEATURES

- Guardring for overvoltage protection
- Lower power losses, high efficiency
- Very low forward voltage drop
- High forward surge capability
- High frequency operation
- Meets MSL level 1, per J-STD-020, LF maximum peak of 245 °C (for TO-263AB package)
- Solder dip 260 °C, 40 s (for TO-220AC and ITO-220AC package)
- Component in accordance to RoHS 2002/95/EC and WEEE 2002/96/EC



RoHS
COMPLIANT

TYPICAL APPLICATIONS

For use in low voltage, high frequency rectifier of switching mode power supplies, OR-ing diode, freewheeling diodes, dc-to-dc converters and polarity protection application.

PRIMARY CHARACTERISTICS

| | |
|-------------|--------|
| $I_{F(AV)}$ | 10 A |
| V_{RRM} | 30 V |
| I_{FSM} | 200 A |
| V_F | 0.43 V |
| T_J max. | 150 °C |

MECHANICAL DATA

Case: TO-220AC, ITO-220AC, TO-263AB

Epoxy meets UL 94V-0 flammability rating

Terminals: Matte tin plated leads, solderable per J-STD-002 and JESD22-B102

E3 suffix for consumer grade, meets JESD 201 class 1A whisker test, HE3 suffix for high reliability grade (AEC Q101 qualified), meets JESD 201 class 2 whisker test

Polarity: As marked

Mounting Torque: 10 in-lbs maximum

MAXIMUM RATINGS ($T_C = 25$ °C unless otherwise noted)

| PARAMETER | SYMBOL | VALUE | UNIT |
|--|----------------|---------------|------------|
| Maximum repetitive peak reverse voltage | V_{RRM} | 30 | V |
| Working peak reverse voltage | V_{RWM} | 21 | V |
| Maximum DC blocking voltage | V_{DC} | 30 | V |
| Maximum average forward rectified current at $T_C = 140$ °C | $I_{F(AV)}$ | 10 | A |
| Peak forward surge current 8.3 ms single half sine-wave superimposed on rated load | I_{FSM} | 200 | A |
| Peak repetitive reverse current at $t_p = 2$ μ s, 1 kHz | I_{RRM} | 1.0 | A |
| Voltage rate of change (rated V_R) | dV/dt | 10 000 | V/ μ s |
| Operating junction and storage temperature range | T_J, T_{STG} | - 65 to + 150 | °C |
| Isolation voltage (ITO-220AC only) from terminal to heatsink $t = 1$ min | V_{AC} | 1500 | V |

| ELECTRICAL CHARACTERISTICS ($T_C = 25\text{ }^\circ\text{C}$ unless otherwise noted) | | | | | |
|--|---------------------|-----------------------------------|--------|-----------------------------------|------|
| PARAMETER | TEST CONDITIONS | | SYMBOL | VALUE | UNIT |
| Maximum instantaneous forward voltage ⁽¹⁾ | $I_F = 10\text{ A}$ | $T_J = 25\text{ }^\circ\text{C}$ | V_F | 0.52 | V |
| | $I_F = 10\text{ A}$ | $T_J = 125\text{ }^\circ\text{C}$ | | 0.43 | |
| Maximum instantaneous reverse current at DC blocking voltage ⁽¹⁾ | | | I_R | 1.0 | mA |
| | | | | $T_J = 125\text{ }^\circ\text{C}$ | |

Note:

(1) Pulse test: 300 μs pulse width, 2 % duty cycle

| THERMAL CHARACTERISTICS ($T_C = 25\text{ }^\circ\text{C}$ unless otherwise noted) | | | | | |
|---|-----------------|-----|------|------|--------------------|
| PARAMETER | SYMBOL | SBL | SBLF | SBLB | UNIT |
| Typical thermal resistance from junction to case per leg | $R_{\theta JC}$ | 4.3 | 4.8 | 4.3 | $^\circ\text{C/W}$ |

| ORDERING INFORMATION (Example) | | | | | |
|---------------------------------------|--------------------------------|-----------------|--------------|---------------|---------------|
| PACKAGE | PREFERRED P/N | UNIT WEIGHT (g) | PACKAGE CODE | BASE QUANTITY | DELIVERY MODE |
| TO-220AC | SBL10L30-E3/45 | 1.80 | 45 | 50/tube | Tube |
| ITO-220AC | SBLF10L30-E3/45 | 1.94 | 45 | 50/tube | Tube |
| TO-263AB | SBLB10L30-E3/45 | 1.33 | 45 | 50/tube | Tube |
| TO-263AB | SBLB10L30-E3/81 | 1.33 | 81 | 800/reel | Tape and reel |
| TO-220AC | SBL10L30HE3/45 ⁽¹⁾ | 1.80 | 45 | 50/tube | Tube |
| ITO-220AC | SBLF10L30HE3/45 ⁽¹⁾ | 1.94 | 45 | 50/tube | Tube |
| TO-263AB | SBLB10L30HE3/45 ⁽¹⁾ | 1.33 | 45 | 50/tube | Tube |
| TO-263AB | SBLB10L30HE3/81 ⁽¹⁾ | 1.33 | 81 | 800/reel | Tape and reel |

Note:

(1) Automotive grade AEC Q101 qualified

RATINGS AND CHARACTERISTICS CURVES

($T_A = 25\text{ }^\circ\text{C}$ unless otherwise noted)

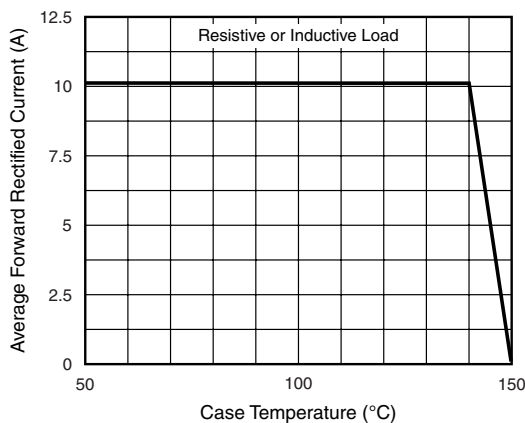


Figure 1. Forward Current Derating Curve

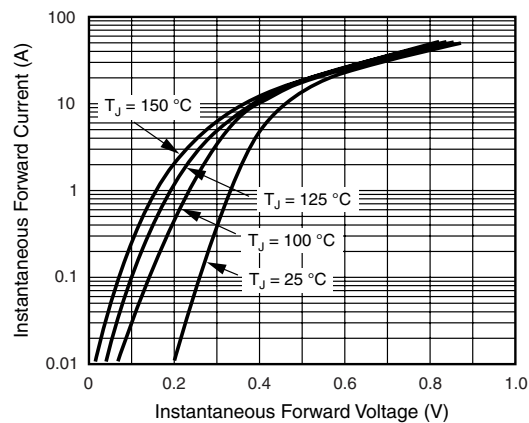


Figure 2. Typical Instantaneous Forward Characteristics

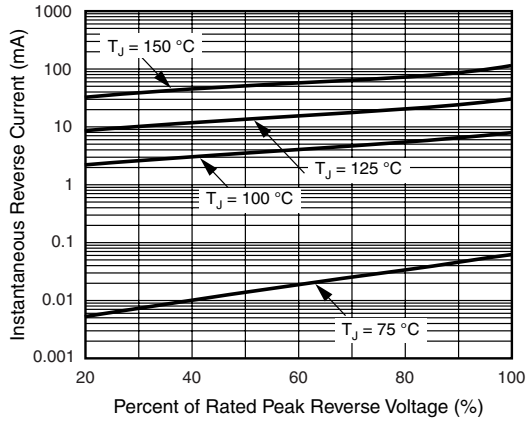


Figure 3. Typical Reverse Characteristics

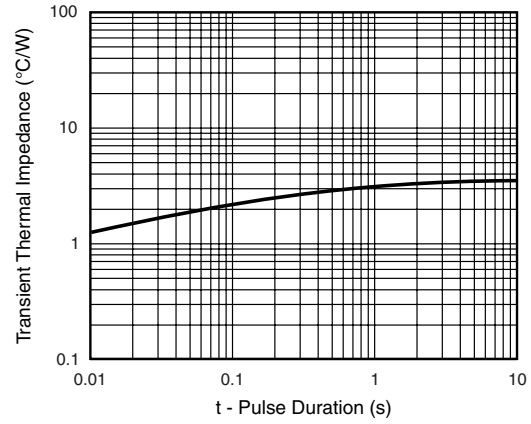


Figure 5. Typical Transient Thermal Impedance

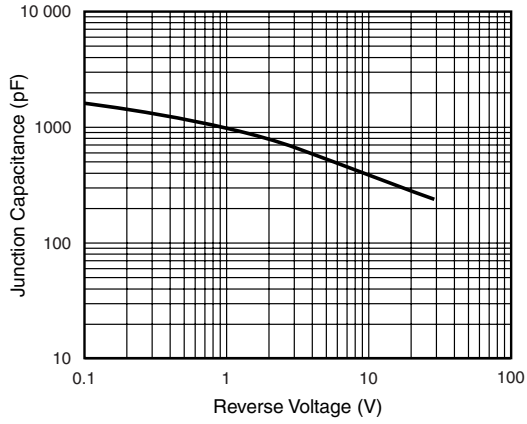
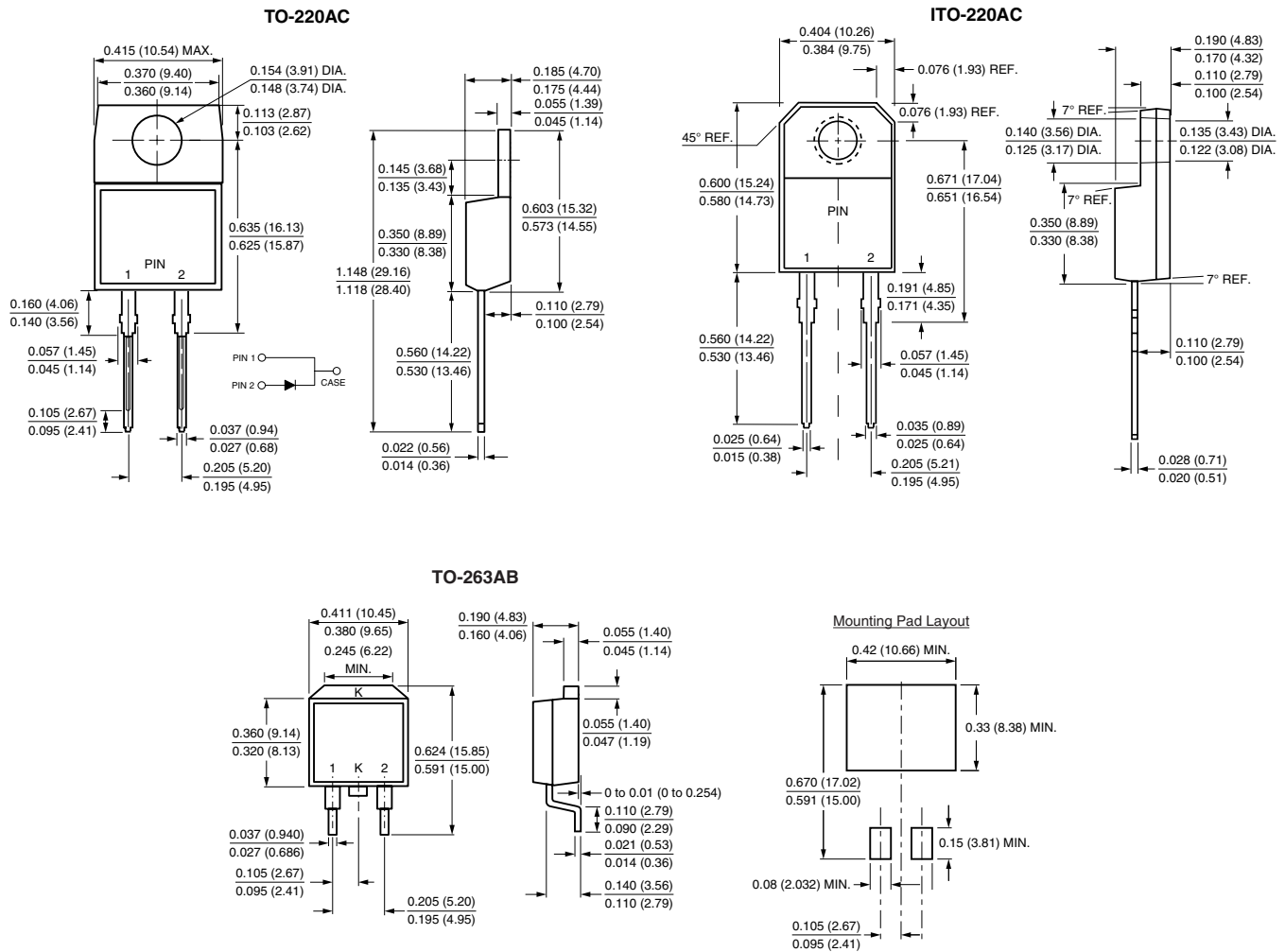


Figure 4. Typical Junction Capacitance

PACKAGE OUTLINE DIMENSIONS in inches (millimeters)





Disclaimer

ALL PRODUCT, PRODUCT SPECIFICATIONS AND DATA ARE SUBJECT TO CHANGE WITHOUT NOTICE TO IMPROVE RELIABILITY, FUNCTION OR DESIGN OR OTHERWISE.

Vishay Intertechnology, Inc., its affiliates, agents, and employees, and all persons acting on its or their behalf (collectively, "Vishay"), disclaim any and all liability for any errors, inaccuracies or incompleteness contained in any datasheet or in any other disclosure relating to any product.

Vishay makes no warranty, representation or guarantee regarding the suitability of the products for any particular purpose or the continuing production of any product. To the maximum extent permitted by applicable law, Vishay disclaims (i) any and all liability arising out of the application or use of any product, (ii) any and all liability, including without limitation special, consequential or incidental damages, and (iii) any and all implied warranties, including warranties of fitness for particular purpose, non-infringement and merchantability.

Statements regarding the suitability of products for certain types of applications are based on Vishay's knowledge of typical requirements that are often placed on Vishay products in generic applications. Such statements are not binding statements about the suitability of products for a particular application. It is the customer's responsibility to validate that a particular product with the properties described in the product specification is suitable for use in a particular application. Parameters provided in datasheets and/or specifications may vary in different applications and performance may vary over time. All operating parameters, including typical parameters, must be validated for each customer application by the customer's technical experts. Product specifications do not expand or otherwise modify Vishay's terms and conditions of purchase, including but not limited to the warranty expressed therein.

Except as expressly indicated in writing, Vishay products are not designed for use in medical, life-saving, or life-sustaining applications or for any other application in which the failure of the Vishay product could result in personal injury or death. Customers using or selling Vishay products not expressly indicated for use in such applications do so at their own risk and agree to fully indemnify and hold Vishay and its distributors harmless from and against any and all claims, liabilities, expenses and damages arising or resulting in connection with such use or sale, including attorneys fees, even if such claim alleges that Vishay or its distributor was negligent regarding the design or manufacture of the part. Please contact authorized Vishay personnel to obtain written terms and conditions regarding products designed for such applications.

No license, express or implied, by estoppel or otherwise, to any intellectual property rights is granted by this document or by any conduct of Vishay. Product names and markings noted herein may be trademarks of their respective owners.

Material Category Policy

Vishay Intertechnology, Inc. hereby certifies that all its products that are identified as RoHS-Compliant fulfill the definitions and restrictions defined under Directive 2011/65/EU of The European Parliament and of the Council of June 8, 2011 on the restriction of the use of certain hazardous substances in electrical and electronic equipment (EEE) - recast, unless otherwise specified as non-compliant.

Please note that some Vishay documentation may still make reference to RoHS Directive 2002/95/EC. We confirm that all the products identified as being compliant to Directive 2002/95/EC conform to Directive 2011/65/EU.

Looking for pricing, stock, or lifecycle information?

Click below to explore more details on WIN SOURCE:

 [View SBLB10L30-E3/81 on WIN SOURCE](#)

 [Vishay Information](#)

Optimize Your Supply Chain with WIN SOURCE Solutions

-  Global Sourcing Solution
-  Obsolete Management
-  Cost Control Management
-  Shortage Management
-  Alternative Solution
-  Excess Inventory Management