



**THE DATASHEET OF  
SS8PH10-E3/86A**



## High Current Density Surface Mount High-Voltage Schottky Rectifier



### FEATURES

- Very low profile - typical height of 1.1 mm
- Ideal for automated placement
- Guardring for overvoltage protection
- High barrier technology,  $T_J = 175\text{ }^\circ\text{C}$  maximum
- Low leakage current
- Meets MSL level 1, per J-STD-020, LF maximum peak of  $260\text{ }^\circ\text{C}$
- Component in accordance to RoHS 2002/95/EC and WEEE 2002/96/EC
- **Halogen-free**



**RoHS**  
COMPLIANT  
HALOGEN  
**FREE**

PRIMARY CHARACTERISTICS	
$I_{F(AV)}$	8.0 A
$V_{RRM}$	90 V, 100 V
$I_{FSM}$	150 A
$E_{AS}$	20 mJ
$V_F$ at $I_F = 8\text{ A}$	0.720 V
$I_R$	0.18 $\mu\text{A}$
$T_J$ max.	175 $^\circ\text{C}$

### TYPICAL APPLICATIONS

For use in high frequency rectifier of switching mode power supplies, freewheeling diodes, dc-to-dc converters or polarity protection application.

### MECHANICAL DATA

**Case:** TO-277A (SMPC)

Molding compound meets UL 94V-0 flammability rating.

Base P/N-E3 - RoHS compliant, commercial grade

Base P/NHE3 - RoHS compliant, high reliability/automotive grade (AEC-Q101 qualified)

Base P/N-M3 - halogen-free and RoHS compliant, commercial grade

Base P/NHM3 - halogen-free and RoHS compliant, high reliability/automotive grade (AEC-Q101 qualified)

**Terminals:** Matte tin plated leads, solderable per J-STD-002 and JESD22-B102

E3 and M3 suffix meets JESD 201 class 1A whisker test, HE3 and HM3 suffix meets JESD 201 class 2 whisker test

MAXIMUM RATINGS ( $T_A = 25\text{ }^\circ\text{C}$ unless otherwise noted)				
PARAMETER	SYMBOL	SS8PH9	SS8PH10	UNIT
Device marking code		8H9	8H10	
Maximum repetitive peak reverse voltage	$V_{RRM}$	90	100	V
Maximum average forward rectified current (Fig. 1)	$I_{F(AV)}$	8.0		A
Peak forward surge current 10 ms single half sine-wave superimposed on rated load	$I_{FSM}$	150		A
Non-repetitive avalanche energy at $I_{AS} = 2\text{ A}$ , $T_J = 25\text{ }^\circ\text{C}$	$E_{AS}$	20		mJ
Operating junction and storage temperature range	$T_J, T_{STG}$	- 55 to + 175		$^\circ\text{C}$



ELECTRICAL CHARACTERISTICS (T <sub>A</sub> = 25 °C unless otherwise noted)						
PARAMETER	TEST CONDITIONS		SYMBOL	TYP.	MAX.	UNIT
Instantaneous forward voltage <sup>(1)</sup>	I <sub>F</sub> = 4.0 A I <sub>F</sub> = 8.0 A	T <sub>A</sub> = 25 °C	V <sub>F</sub>	0.769 0.850	- 0.90	V
	I <sub>F</sub> = 4.0 A I <sub>F</sub> = 8.0 A	T <sub>A</sub> = 125 °C		0.634 0.720	- 0.76	
Reverse current <sup>(2)</sup>	rated V <sub>R</sub>	T <sub>A</sub> = 25 °C T <sub>A</sub> = 125 °C	I <sub>R</sub>	0.18 110	2.0 300	μA
Typical junction capacitance	4.0 V, 1 MHz		C <sub>J</sub>	140	-	pF

**Notes:**

(1) Pulse test: 300 μs pulse width, 1 % duty cycle

(2) Pulse test: Pulse width ≤ 40 ms

THERMAL CHARACTERISTICS (T <sub>A</sub> = 25 °C unless otherwise noted)				
PARAMETER	SYMBOL	SS8PH9	SS8PH10	UNIT
Typical thermal resistance	R <sub>θJA</sub> <sup>(1)</sup>	65		°C/W
	R <sub>θJL</sub>	3		

**Note:**

(1) Units mounted on recommended P.C.B. 1 oz. pad layout

ORDERING INFORMATION (Example)				
PREFERRED P/N	UNIT WEIGHT (g)	PREFERRED PACKAGE CODE	BASE QUANTITY	DELIVERY MODE
SS8PH10-E3/86A	0.10	86A	1500	7" diameter plastic tape and reel
SS8PH10-E3/87A	0.10	87A	6500	13" diameter plastic tape and reel
SS8PH10HE3/86A <sup>(1)</sup>	0.10	86A	1500	7" diameter plastic tape and reel
SS8PH10HE3/87A <sup>(1)</sup>	0.10	87A	6500	13" diameter plastic tape and reel
SS8PH10-M3/86A	0.10	86A	1500	7" diameter plastic tape and reel
SS8PH10-M3/87A	0.10	87A	6500	13" diameter plastic tape and reel
SS8PH10HM3/86A <sup>(1)</sup>	0.10	86A	1500	7" diameter plastic tape and reel
SS8PH10HM3/87A <sup>(1)</sup>	0.10	87A	6500	13" diameter plastic tape and reel

**Note:**

(1) High reliability/automotive grade (AEC-Q101 qualified)

**RATINGS AND CHARACTERISTICS CURVES**

( $T_A = 25\text{ }^\circ\text{C}$  unless otherwise noted)

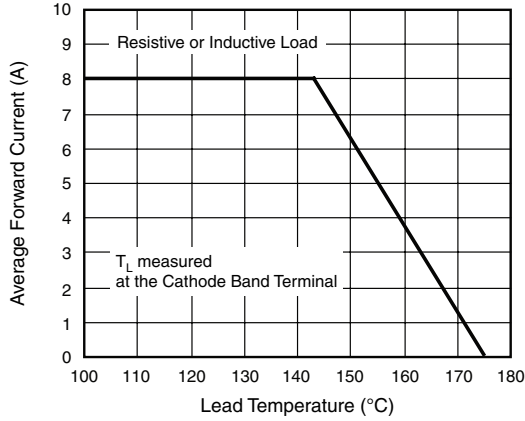


Figure 1. Maximum Forward Current Derating Curve

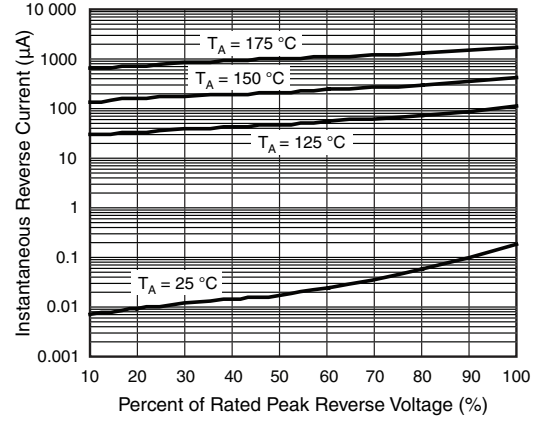


Figure 4. Typical Reverse Characteristics

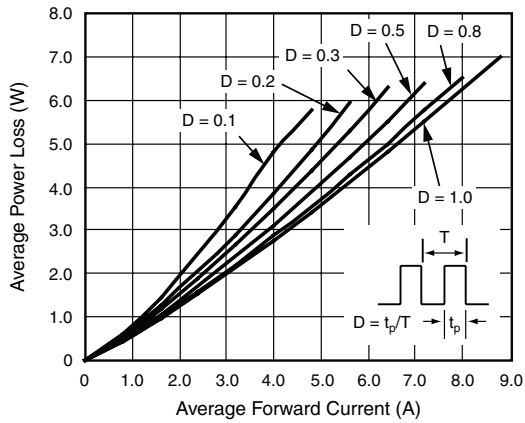


Figure 2. Forward Power Loss Characteristics

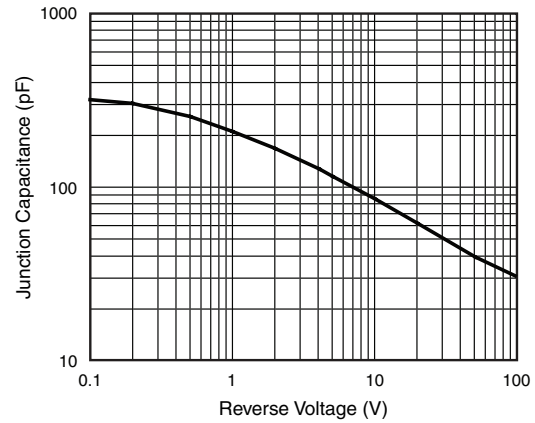


Figure 5. Typical Junction Capacitance

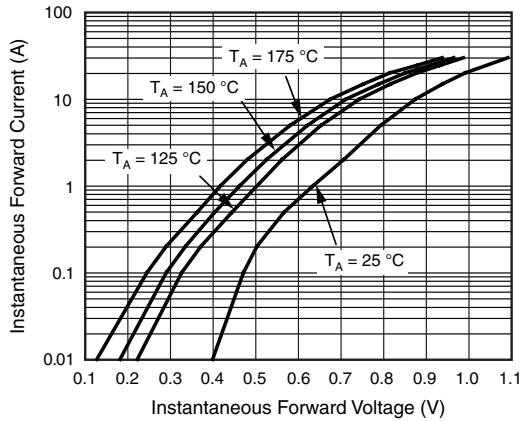


Figure 3. Typical Instantaneous Forward Characteristics

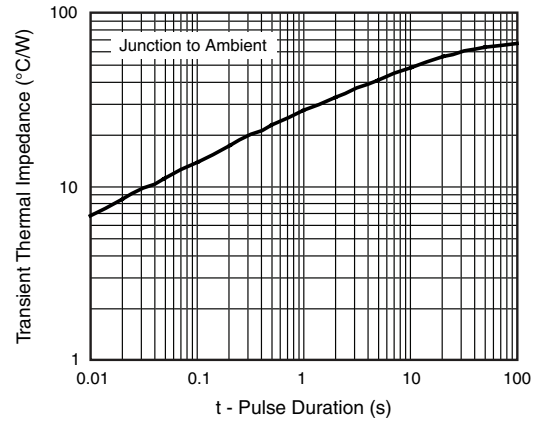
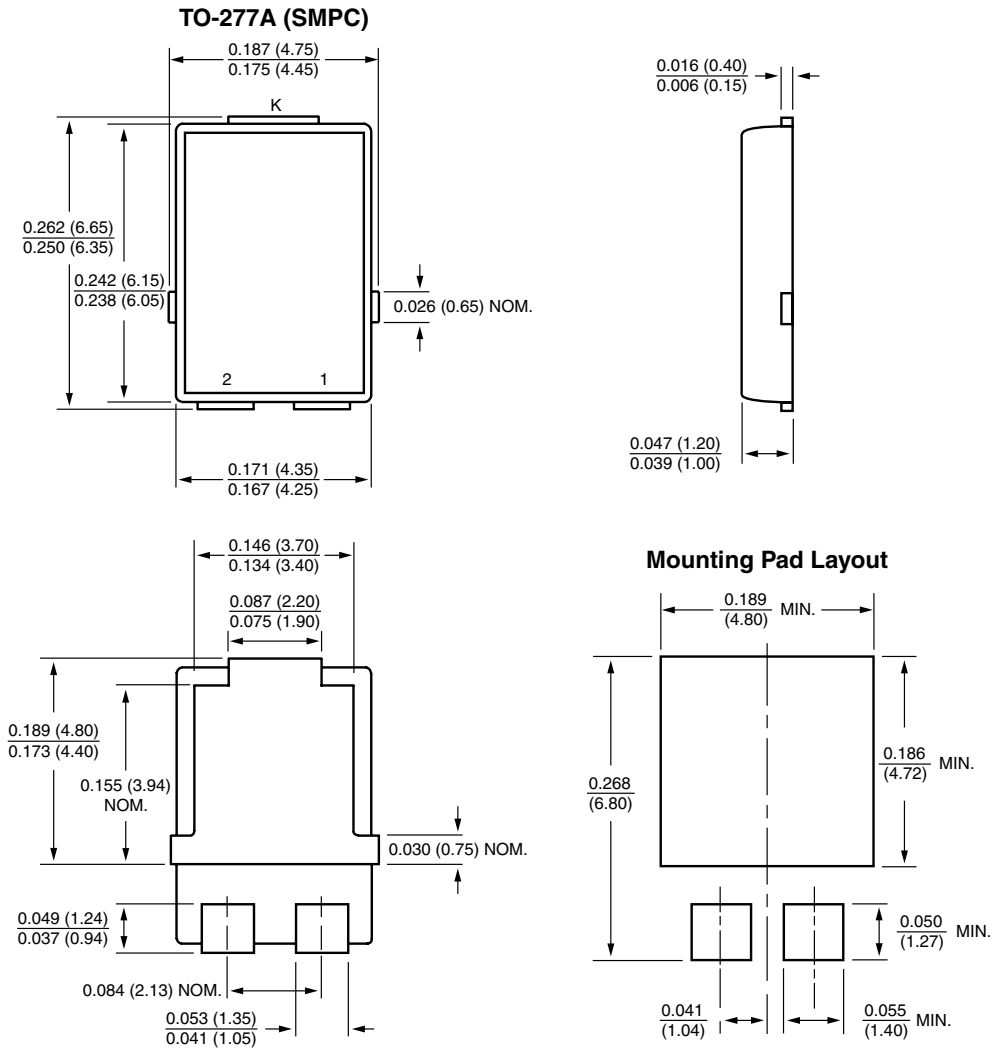


Figure 6. Typical Transient Thermal Impedance



## PACKAGE OUTLINE DIMENSIONS in inches (millimeters)





## Disclaimer

All product specifications and data are subject to change without notice.

Vishay Intertechnology, Inc., its affiliates, agents, and employees, and all persons acting on its or their behalf (collectively, "Vishay"), disclaim any and all liability for any errors, inaccuracies or incompleteness contained herein or in any other disclosure relating to any product.

Vishay disclaims any and all liability arising out of the use or application of any product described herein or of any information provided herein to the maximum extent permitted by law. The product specifications do not expand or otherwise modify Vishay's terms and conditions of purchase, including but not limited to the warranty expressed therein, which apply to these products.


No license, express or implied, by estoppel or otherwise, to any intellectual property rights is granted by this document or by any conduct of Vishay.

The products shown herein are not designed for use in medical, life-saving, or life-sustaining applications unless otherwise expressly indicated. Customers using or selling Vishay products not expressly indicated for use in such applications do so entirely at their own risk and agree to fully indemnify Vishay for any damages arising or resulting from such use or sale. Please contact authorized Vishay personnel to obtain written terms and conditions regarding products designed for such applications.

Product names and markings noted herein may be trademarks of their respective owners.

## Looking for pricing, stock, or lifecycle information?

Click below to explore more details on WIN SOURCE:

 [View SS8PH10-E3/86A on WIN SOURCE](#)

 [Vishay Information](#)

## Optimize Your Supply Chain with WIN SOURCE Solutions

-  Global Sourcing Solution
-  Obsolete Management
-  Cost Control Management
-  Shortage Management
-  Alternative Solution
-  Excess Inventory Management