



**THE DATASHEET OF
SMAJ5918B-TP**





Micro Commercial Components™

Micro Commercial Components
20736 Marilla Street Chatsworth
CA 91311
Phone: (818) 701-4933
Fax: (818) 701-4939

SMAJ5913B THRU SMAJ5942B

Features

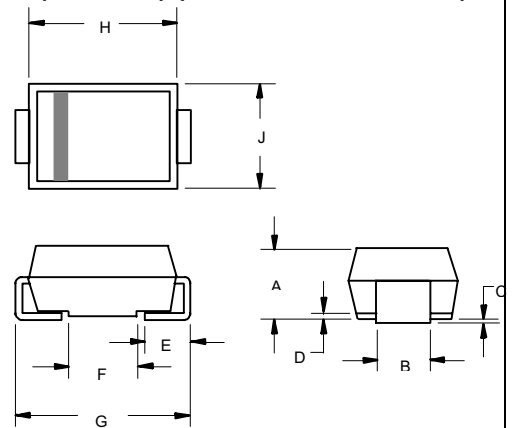
- Lead Free Finish/Rohs Compliant (Note1) ("P" Suffix designates Compliant. See ordering information)
 - Low Zener Impedance
 - Low Regulation Factor
 - V_z - tolerance: $\pm 5\%$
 - For Surface Mount Applications
- Case Material: Molded Plastic. UL Flammability Classification Rating 94V-0 and MSL rating 1

1.5 Watt Zener Diode 3.3 to 51 Volts

Maximum Ratings

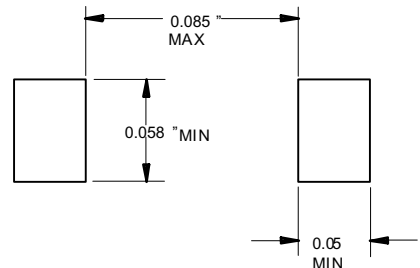
- Junction Temperature: 150°C
- Storage Temperature: -65°C to +175°C
- 1.5 Watt DC Power Dissipation ($T_L \leq 75^\circ\text{C}$)
- Thermal Resistance Junction to Lead: 50°C/W
- Forward Voltage @ 200mA: 1.5 Volts

DO-214AC (SMAJ)(LEAD FRAME)



DIM	INCHES		MM		NOTE
	MIN	MAX	MIN	MAX	
A	.079	.096	2.00	2.44	
B	.050	.064	1.27	1.63	
C	.002	.008	.05	.20	
D	---	.02	---	.51	
E	.030	.060	.76	1.52	
F	.065	.091	1.65	2.32	
G	.189	.220	4.80	5.59	
H	.157	.181	4.00	4.60	
J	.090	.115	2.25	2.92	

SUGGESTED SOLDER PAD LAYOUT



Note: 1. High Temperature Solder Exemptions Applied, see EU Directive Annex 7.

ELECTRICAL CHARACTERISTICS @25°C

MCC PART NUMBER	ZENER VOLTAGE V_Z (1)	TEST CURRENT I_{ZT}	MAXIMUM DYNAMIC IMPEDANCE $Z_{ZT} @ I_{ZT}$	KNEE CURRENT I_{ZK}	KNEE IMPEDANCE Z_{ZK}	MAXIMUM REVERSE CURRENT I_R	REVERSE VOLTAGE V_R	DEVICE MARKING
	VOLTS	mA	OHMS	mA	OHMS	A	VOLTS	
SMAJ5913B	3.3	113.6	10.0	1.0	500	50.0	1.0	13B
SMAJ5914B	3.6	104.2	9.0	1.0	500	35.5	1.0	14B
SMAJ5915B	3.9	96.1	7.5	1.0	500	12.5	1.0	15B
SMAJ5916B	4.3	87.2	6.0	1.0	500	2.5	1.0	16B
SMAJ5917B	4.7	79.8	5.0	1.0	500	2.5	1.5	17B
SMAJ5918B	5.1	73.5	4.0	1.0	350	2.5	2.0	18B
SMAJ5919B	5.6	66.9	2.0	1.0	250	2.5	3.0	19B
SMAJ5920B	6.2	60.5	2.0	1.0	200	2.5	4.0	20B
SMAJ5921B	6.8	55.1	2.5	1.0	200	2.5	5.2	21B
SMAJ5922B	7.5	50.0	3.0	0.5	400	2.5	6.0	22B
SMAJ5923B	8.2	45.7	3.5	0.5	400	2.5	6.5	23B
SMAJ5924B	9.1	41.2	4.0	0.5	500	2.5	7.0	24B
SMAJ5925B	10	37.5	4.5	0.25	500	0.5	8.0	25B
SMAJ5926B	11	34.1	5.5	0.25	550	0.5	8.4	26B
SMAJ5927B	12	31.2	6.5	0.25	550	0.5	9.1	27B
SMAJ5928B	13	28.8	7.0	0.25	550	0.5	9.9	28B
SMAJ5929B	15	25.0	9.0	0.25	600	0.5	11.4	29B
SMAJ5930B	16	23.4	10.0	0.25	600	0.5	12.2	30B
SMAJ5931B	18	20.8	12.0	0.25	650	0.5	13.7	31B
SMAJ5932B	20	18.7	14.0	0.25	650	0.5	15.2	32B
SMAJ5933B	22	17.0	17.5	0.25	650	0.5	16.7	33B
SMAJ5934B	24	15.6	19.0	0.25	700	0.5	18.2	34B
SMAJ5935B	27	13.9	23.0	0.25	700	0.5	20.6	35B
SMAJ5936B	30	12.5	28.0	0.25	750	0.5	22.8	36B
SMAJ5937B	33	11.4	33.0	0.25	800	0.5	25.1	37B
SMAJ5938B	36	10.4	38.0	0.25	850	0.5	27.4	38B
SMAJ5939B	39	9.6	45.0	0.25	900	0.5	29.7	39B
SMAJ5940B	43	8.7	53.0	0.25	950	0.5	32.7	40B
SMAJ5941B	47	8.0	67.0	0.25	1000	0.5	35.8	41B
SMAJ5942B	51	7.3	70.0	0.25	1100	0.5	38.8	42B

1) Based on DC-measurement at thermal equilibrium while maintaining the lead temperature(T_L) at 30°C, 9.5mm(3/8") from the diode body.

Characteristics ($T_j=25^{\circ}\text{C}$ unless otherwise specified)

Symbol	Parameter
V_Z	Reverse zener voltage @ I_{ZT}
I_{ZT}	Reverse current
Z_{ZT}	Maximum zener impedance @ I_{ZT}
I_{ZK}	Reverse current
Z_{ZK}	Maximum zener impedance @ I_{ZK}
I_R	Reverse leakage current @ V_R
V_R	Breakdown voltage
I_F	Forward current
V_F	Forward voltage @ I_F

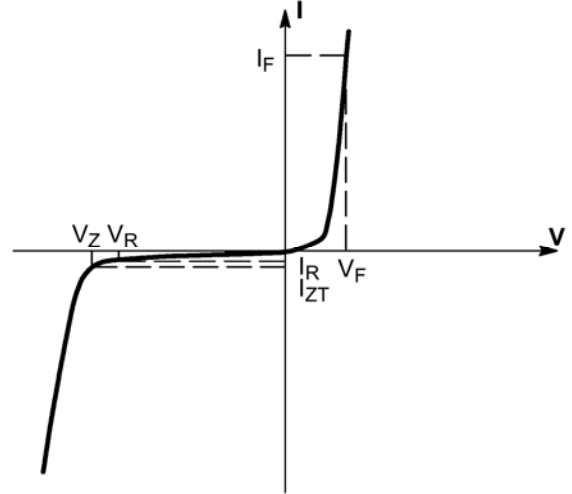


Figure 1. Zener voltage regulator

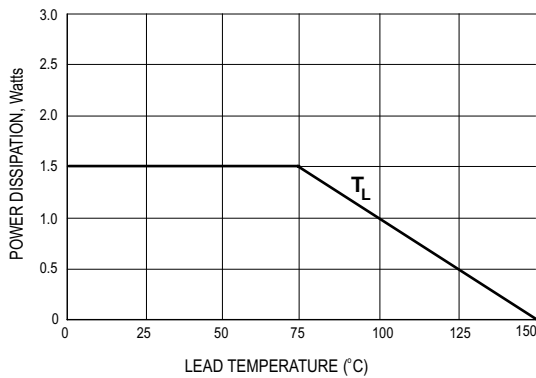


Figure 2. Steady state power derating

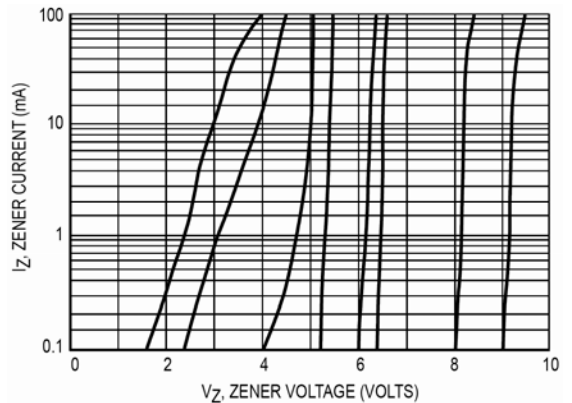


Figure 3. V_Z - 3.3 thru 10 volts

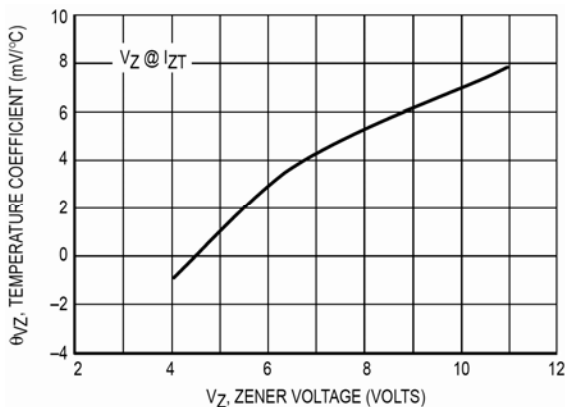


Figure 4. Zener voltage - 3.3 to 12 volts

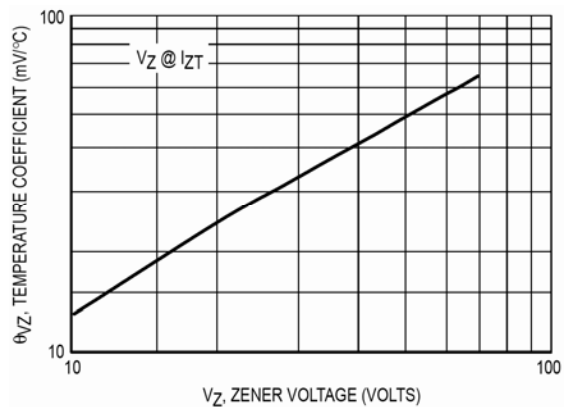


Figure 5. Zener voltage - 14 to 43 volts

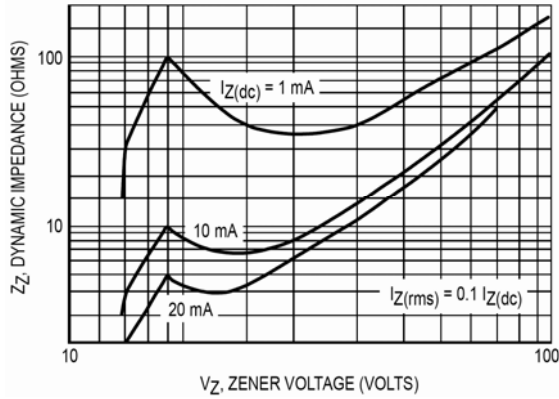


Figure 6. Effect of zener voltage

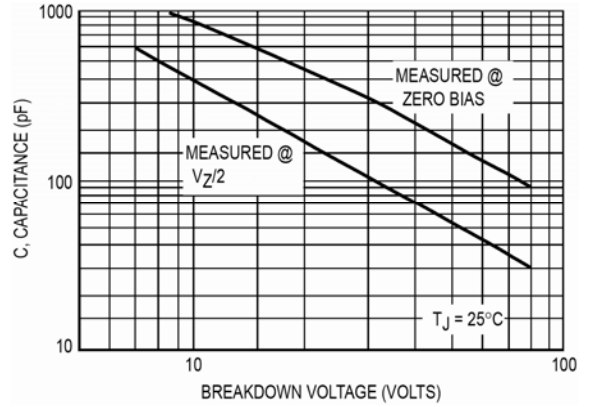


Figure 7. Capacitance curve

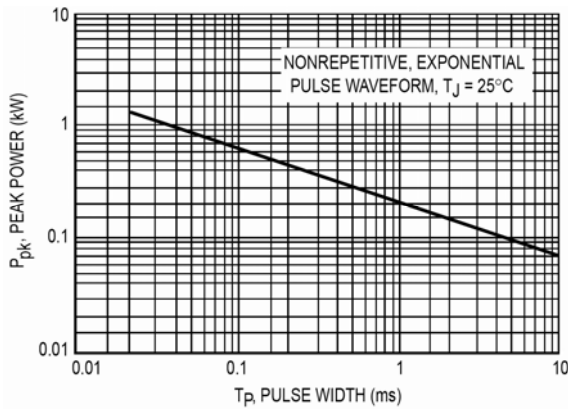


Figure 8. Typical pulse rating curve

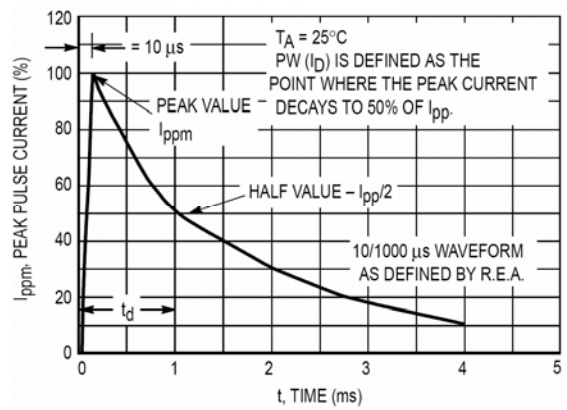


Figure 9. Pulse waveform

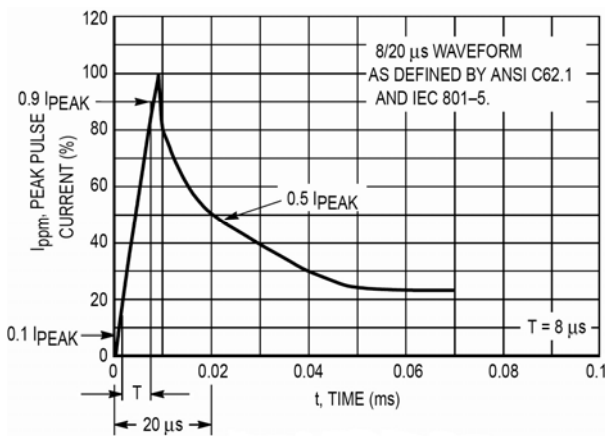


Figure 10. Pulse waveform



Micro Commercial Components™

Ordering Information

Device	Packing
(Part Number)-TP	Tape&Reel;7.5Kpcs/Reel

IMPORTANT NOTICE

Micro Commercial Components Corp. reserves the right to make changes without further notice to any product herein to make corrections, modifications, enhancements, improvements, or other changes. *Micro Commercial Components Corp.* does not assume any liability arising out of the application or use of any product described herein; neither does it convey any license under its patent rights, nor the rights of others. The user of products in such applications shall assume all risks of such use and will agree to hold *Micro Commercial Components Corp.* and all the companies whose products are represented on our website, harmless against all damages.

APPLICATIONS DISCLAIMER

Products offer by *Micro Commercial Components Corp.* are not intended for use in Medical, Aerospace or Military Applications.

Looking for pricing, stock, or lifecycle information?

Click below to explore more details on WIN SOURCE:

- ⊖ [View SMAJ5918B-TP](#) on WIN SOURCE
- ⊖ [Micro Commercial Co](#) Information

Optimize Your Supply Chain with WIN SOURCE Solutions

- ✓ Global Sourcing Solution
- ✓ Obsolete Management
- ✓ Cost Control Management
- ✓ Shortage Management
- ✓ Alternative Solution
- ✓ Excess Inventory Management