



**THE DATASHEET OF  
SMZG3788BHE3/52**



## Surface-Mount Power Voltage-Regulating Diodes


**SMBG (DO-215AA)**

Cathode Anode

### LINKS TO ADDITIONAL RESOURCES



| PRIMARY CHARACTERISTICS |                 |
|-------------------------|-----------------|
| $V_Z$                   | 9.1 V to 68 V   |
| $P_{tot}$               | 1500 mW         |
| $I_R (V_Z > 12 V)$      | 5.0 $\mu A$     |
| $T_J$ max.              | 150 °C          |
| $V_Z$ specification     | Pulse current   |
| Package                 | SMBG (DO-215AA) |
| Circuit configuration   | Single          |

### FEATURES

- Low profile package
- Ideal for automated placement
- Glass passivated chip junction
- Low Zener impedance
- Low regulation factor
- Meets MSL level 1, per J-STD-020, LF maximum peak of 260 °C
- AEC-Q101 qualified
- Material categorization: for definitions of compliance please see [www.vishay.com/doc?99912](http://www.vishay.com/doc?99912)


**RoHS**  
 COMPLIANT  
 HALOGEN  
**FREE**  
 Available

### TYPICAL APPLICATIONS

For general purpose regulation, industrial, and protection applications.

### MECHANICAL DATA

**Case:** SMBG (DO-215AA)

Molding compound meets UL 94 V-0 flammability rating

Base P/N-E3 - RoHS compliant, industrial grade

Base P/N-M3 - halogen-free, RoHS compliant, and industrial grade

Base P/NHE3 - RoHS compliant, AEC-Q101 qualified

Base P/NHM3 - halogen-free, RoHS compliant, and AEC-Q101 qualified

**Terminals:** matte tin plated leads, solderable per J-STD-002 and JESD 22-B102

E3, M3, HE3, and HM3 suffix meets JESD 201 class 2 whisker test

**Polarity:** color band denotes cathode end

| MAXIMUM RATINGS ( $T_A = 25$ °C unless otherwise noted) |                |             |      |
|---|----------------|-------------|------|
| PARAMETER   | SYMBOL         | VALUE       | UNIT |
| Operating junction and storage temperature range        | $T_J, T_{STG}$ | -55 to +150 | °C   |



| <b>ELECTRICAL CHARACTERISTICS</b> ( $T_A = 25\text{ }^\circ\text{C}$ unless otherwise noted) |                     |                     |      |      |              |          |                         |                      |                         |      |                                      |
|--|---------------------|---------------------|------|------|--------------|----------|-------------------------|----------------------|-------------------------|------|--------------------------------------|
| PART NUMBER  | DEVICE MARKING CODE | ZENER VOLTAGE RANGE |      |      | TEST CURRENT |          | MAXIMUM ZENER IMPEDANCE |                      | MAXIMUM REVERSE CURRENT |      | MAXIMUM ZENER CURRENT <sup>(1)</sup> |
|  |                     | $V_Z$ AT $I_{ZT}$   |      |      | $I_{ZT}$     | $I_{ZK}$ | $Z_{ZT}$ AT $I_{ZT}$    | $Z_{ZK}$ AT $I_{ZK}$ | $I_R$ AT $V_R$          |      | $I_{ZM}$                             |
|  |                     | V                   |      |      | mA           |          | $\Omega$                |                      | $\mu\text{A}$           | V    | mA                                   |
|  |                     | MIN.                | NOM. | MAX. |              |          | MAX.                    | MAX.                 | MAX.                    |      | MAX.                                 |
| SMZG3788B  | VL                  | 8.65                | 9.1  | 9.56 | 41.2         | 0.50     | 4.0                     | 1000                 | 50                      | 7.0  | 140                                  |
| SMZG3789B  | WB                  | 9.50                | 10   | 10.5 | 37.5         | 0.25     | 5.0                     | 1000                 | 50                      | 7.6  | 125                                  |
| SMZG3790B  | WD                  | 10.5                | 11   | 11.6 | 34.1         | 0.25     | 6.0                     | 650                  | 10                      | 8.4  | 115                                  |
| SMZG3791B  | WF                  | 11.4                | 12   | 12.6 | 31.2         | 0.25     | 7.0                     | 550                  | 5.0                     | 9.1  | 105                                  |
| SMZG3792B  | WH                  | 12.4                | 13   | 13.7 | 28.8         | 0.25     | 7.5                     | 550                  | 5.0                     | 9.9  | 98                                   |
| SMZG3793B  | WJ                  | 14.3                | 15   | 15.8 | 25.0         | 0.25     | 9.0                     | 600                  | 5.0                     | 11.4 | 85                                   |
| SMZG3794B  | WL                  | 15.2                | 16   | 16.8 | 23.4         | 0.25     | 10.0                    | 600                  | 5.0                     | 12.2 | 80                                   |
| SMZG3795B  | XB                  | 17.1                | 18   | 18.9 | 20.8         | 0.25     | 12.0                    | 650                  | 5.0                     | 13.7 | 70                                   |
| SMZG3796B  | XD                  | 19.0                | 20   | 21.0 | 18.7         | 0.25     | 14.0                    | 650                  | 5.0                     | 15.2 | 62                                   |
| SMZG3797B  | XF                  | 20.9                | 22   | 23.1 | 17.0         | 0.25     | 17.5                    | 650                  | 5.0                     | 16.7 | 56                                   |
| SMZG3798B  | XH                  | 22.8                | 24   | 25.2 | 15.6         | 0.25     | 19.0                    | 700                  | 5.0                     | 18.2 | 51                                   |
| SMZG3799B  | XJ                  | 25.7                | 27   | 28.4 | 13.9         | 0.25     | 23.0                    | 700                  | 5.0                     | 20.6 | 46                                   |
| SMZG3800B  | XL                  | 28.5                | 30   | 31.5 | 12.5         | 0.25     | 26.0                    | 750                  | 5.0                     | 22.8 | 41                                   |
| SMZG3801B  | YB                  | 31.4                | 33   | 34.7 | 11.4         | 0.25     | 33.0                    | 800                  | 5.0                     | 25.1 | 38                                   |
| SMZG3802B  | YD                  | 34.2                | 36   | 37.8 | 10.4         | 0.25     | 38.0                    | 850                  | 5.0                     | 27.4 | 35                                   |
| SMZG3803B  | YF                  | 37.1                | 39   | 41.0 | 9.6          | 0.25     | 45.0                    | 900                  | 5.0                     | 29.7 | 31                                   |
| SMZG3804B  | YH                  | 40.9                | 43   | 45.2 | 8.7          | 0.25     | 53.0                    | 950                  | 5.0                     | 32.7 | 28                                   |
| SMZG3805B  | YJ                  | 44.7                | 47   | 49.4 | 8.0          | 0.25     | 67.0                    | 1000                 | 5.0                     | 35.8 | 26                                   |
| SMZG3806B  | YL                  | 48.5                | 51   | 53.6 | 7.3          | 0.25     | 70.0                    | 1100                 | 5.0                     | 38.8 | 24                                   |
| SMZG3807B  | ZB                  | 53.2                | 56   | 58.8 | 6.7          | 0.25     | 86.0                    | 1300                 | 5.0                     | 42.6 | 22                                   |
| SMZG3808B  | ZD                  | 58.9                | 62   | 65.1 | 6.0          | 0.25     | 100.0                   | 1500                 | 5.0                     | 47.1 | 20                                   |
| SMZG3809B  | ZF                  | 64.6                | 68   | 71.4 | 5.5          | 0.25     | 120.0                   | 1700                 | 5.0                     | 51.7 | 18                                   |

**Note**

<sup>(1)</sup> Maximum steady state power dissipation is 1500 mW at  $T_L = 75\text{ }^\circ\text{C}$  (fig. 1)

| <b>ORDERING INFORMATION</b> (Example) |                 |                        |               |                                    |
|---------------------------------------|-----------------|------------------------|---------------|------------------------------------|
| PREFERRED P/N                         | UNIT WEIGHT (g) | PREFERRED PACKAGE CODE | BASE QUANTITY | DELIVERY MODE                      |
| SMZG3788B-E3/52                       | 0.096           | 52                     | 750           | 7" diameter plastic tape and reel  |
| SMZG3788B-M3/52                       | 0.096           | 52                     | 750           | 7" diameter plastic tape and reel  |
| SMZG3788B-E3/5B                       | 0.096           | 5B                     | 3200          | 13" diameter plastic tape and reel |
| SMZG3788B-M3/5B                       | 0.096           | 5B                     | 3200          | 13" diameter plastic tape and reel |
| SMZG3788BHE3/52 <sup>(1)</sup>        | 0.096           | 52                     | 750           | 7" diameter plastic tape and reel  |
| SMZG3788BHM3/52 <sup>(1)</sup>        | 0.096           | 52                     | 750           | 7" diameter plastic tape and reel  |
| SMZG3788BHE3/5B <sup>(1)</sup>        | 0.096           | 5B                     | 3200          | 13" diameter plastic tape and reel |
| SMZG3788BHM3/5B <sup>(1)</sup>        | 0.096           | 5B                     | 3200          | 13" diameter plastic tape and reel |

**Note**

<sup>(1)</sup> AEC-Q101 qualified

## RATINGS AND CHARACTERISTICS CURVES ( $T_A = 25\text{ }^\circ\text{C}$ unless otherwise noted)



Fig. 1 - Maximum Continuous Power Dissipation



Fig. 3 - Typical Zener Impedance

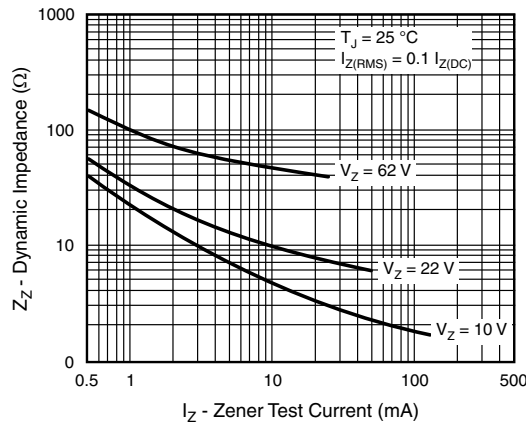


Fig. 2 - Typical Zener Impedance

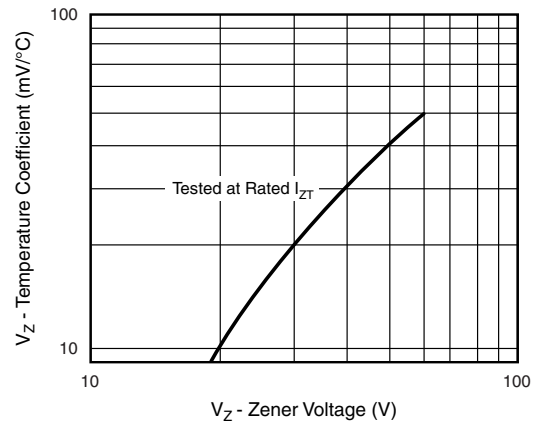
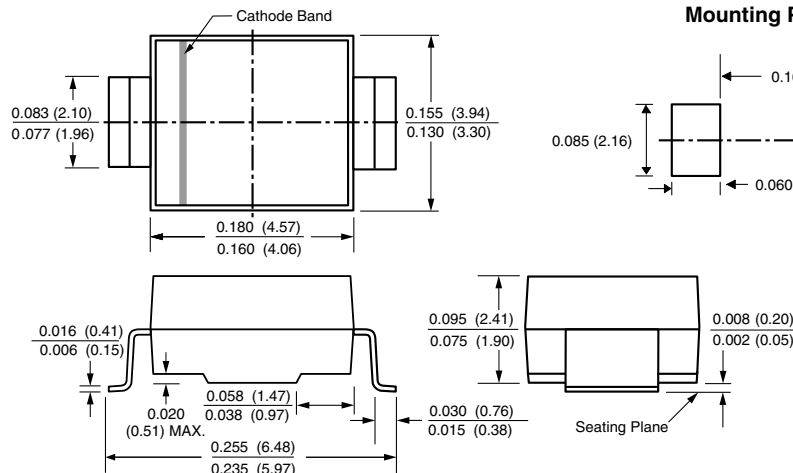


Fig. 4 - Typical Temperature Coefficients

## PACKAGE OUTLINE DIMENSIONS in inches (millimeters)

### SMBG (DO-215AA)





## Disclaimer

ALL PRODUCT, PRODUCT SPECIFICATIONS AND DATA ARE SUBJECT TO CHANGE WITHOUT NOTICE TO IMPROVE RELIABILITY, FUNCTION OR DESIGN OR OTHERWISE.

Vishay Intertechnology, Inc., its affiliates, agents, and employees, and all persons acting on its or their behalf (collectively, "Vishay"), disclaim any and all liability for any errors, inaccuracies or incompleteness contained in any datasheet or in any other disclosure relating to any product.

Vishay makes no warranty, representation or guarantee regarding the suitability of the products for any particular purpose or the continuing production of any product. To the maximum extent permitted by applicable law, Vishay disclaims (i) any and all liability arising out of the application or use of any product, (ii) any and all liability, including without limitation special, consequential or incidental damages, and (iii) any and all implied warranties, including warranties of fitness for particular purpose, non-infringement and merchantability.

Statements regarding the suitability of products for certain types of applications are based on Vishay's knowledge of typical requirements that are often placed on Vishay products in generic applications. Such statements are not binding statements about the suitability of products for a particular application. It is the customer's responsibility to validate that a particular product with the properties described in the product specification is suitable for use in a particular application. Parameters provided in datasheets and / or specifications may vary in different applications and performance may vary over time. All operating parameters, including typical parameters, must be validated for each customer application by the customer's technical experts. Product specifications do not expand or otherwise modify Vishay's terms and conditions of purchase, including but not limited to the warranty expressed therein.

Hyperlinks included in this datasheet may direct users to third-party websites. These links are provided as a convenience and for informational purposes only. Inclusion of these hyperlinks does not constitute an endorsement or an approval by Vishay of any of the products, services or opinions of the corporation, organization or individual associated with the third-party website. Vishay disclaims any and all liability and bears no responsibility for the accuracy, legality or content of the third-party website or for that of subsequent links.

Vishay products are not designed for use in life-saving or life-sustaining applications or any application in which the failure of the Vishay product could result in personal injury or death unless specifically qualified in writing by Vishay. Customers using or selling Vishay products not expressly indicated for use in such applications do so at their own risk. Please contact authorized Vishay personnel to obtain written terms and conditions regarding products designed for such applications.

No license, express or implied, by estoppel or otherwise, to any intellectual property rights is granted by this document or by any conduct of Vishay. Product names and markings noted herein may be trademarks of their respective owners.

## Looking for pricing, stock, or lifecycle information?

Click below to explore more details on WIN SOURCE:

 [View SMZG3788BHE3/52 on WIN SOURCE](#)

 [Vishay Information](#)

## Optimize Your Supply Chain with WIN SOURCE Solutions

-  Global Sourcing Solution
-  Obsolete Management
-  Cost Control Management
-  Shortage Management
-  Alternative Solution
-  Excess Inventory Management