THE DATASHEET OF

ZW-50-14-G-T-802-200

FLEX STACK

FLEXIBLE .025" SQ BOARD STACKERS



(2.54 mm) .100" PITCH • DW/EW/ZW SERIES

DW/EW/ZW

Board Mates:
SSW, SSQ, ESW, ESQ, CES, SLW, BSW, BCS, SSM, HLE, PHF

Cable Mates:
IDSS, IDSD

SPECIFICATIONS

Insulator Material:
Black Glass Filled Polyester
Terminal Material:
Phosphor Bronze
Plating:
Au or Sn over
50 µ" (1.27 µm) Ni
Operating Temp Range:
-55 °C to +125 °C with Gold
-55 °C to +105 °C with Tin

PROCESSING

Lead–Free Solderable:
No, Lead Wave Only

SERIES	NO. PINS PER ROW	LEAD STYLE	PLATING OPTION	ROW OPTION	STACKER HEIGHT	OTHER OPTION
DW = (2.79 mm) .110" Tail **EW** = (8.38 mm) .330" Tail **ZW** = Custom Tail	01 thru 50	Specify LEAD STYLE from chart	**–F** = Gold flash on contact, Matte Tin on tail **–L** = 10 µ" (0.25 µm) Gold on contact area of longer tail, Matte Tin on tail **–G** = 10 µ" (0.25 µm) Gold on contact area of longer tail, Gold flash on balance **–T** = Matte Tin	**–S** = Single Row **–D** = Double Row **–T** = Triple Row **–Q** = Double Row .200" (5.08 mm) row space	**–"XXX"** = Stacker Height (in inches) (5.08 mm) .200" minimum Example: –250 = (6.35 mm) .250"	**–"XXX"** = ZW Tail Length (in inches) (1.40 mm) .055" minimum Example: –250 = (6.35 mm) .250" **–LL** = Locking Lead (Shortest dimension between the tail and the post is the end that will be crimped. Available on tails from (2.29 mm) .090" to (7.87 mm) .310" only.) Single row, 01 & 02 positions & –Q row not available **–"XXX"** = Polarized (Specify omitted pin position)

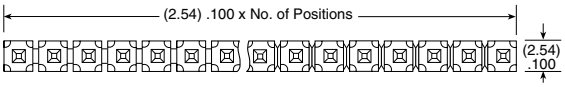

–S

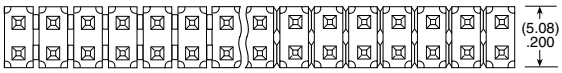

–D



–T or –Q*
–Q* same as –T except middle row pins are removed

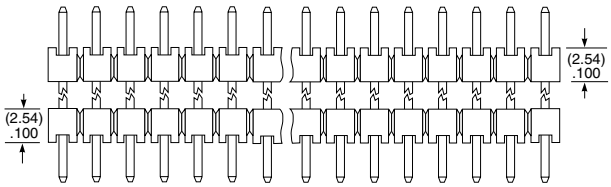

LEAD STYLE	OAL
– 07	(10.92) .430
– 08	(13.46) .530
– 09	(18.54) .730
–10	(21.08) .830
–11	(23.62) .930
–12	(26.16) 1.030
–13	(31.24) 1.230
–14	(36.32) 1.430
–15	(16.00) .630
–16	(11.30) .445
–17	(12.19) .480
–19	(33.78) 1.330
–20	(28.70) 1.130

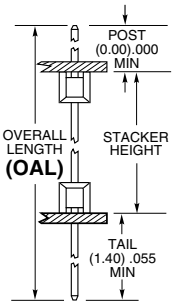

Notes:
For added mechanical stability, Samtec recommends mechanical board spacers be used in applications with gold or selective gold plated connectors. Contact ipg@samtec.com for more information.

This Series is non-standard, non-returnable.

samtec.com?DW, samtec.com?EW or samtec.com?ZW

Unless otherwise approved in writing by Samtec, all parts and components are designed and built according to Samtec's specifications which are subject to change without notice.

Looking for pricing, stock, or lifecycle information?

Click below to explore more details on WIN SOURCE:

- View ZW-50-14-G-T-802-200 on WIN SOURCE
- Samtec Inc. Information

Optimize Your Supply Chain with WIN SOURCE Solutions

- Global Sourcing Solution
- Obsolete Management
- Cost Control Management
- Shortage Management
- Alternative Solution
- Excess Inventory Management