



**THE DATASHEET OF  
M34S75C4F4**



# Transportation

Socket Housing: **IL-AG5-#S- S3C1** Contacts: IL-AG5-C1-5000 (socket)  
 IL-AG5-PC1-5000 (pin)  
 Pin housing: **IL-AG5-#P- S3C1** S: single row  
 D: double row  
 Hand tool: CT150-1-AG5  
 Semi auto: 3502-AG5-2  
 Automatic: 350-AG5-3B  
**IL-AG5-#P- S3L2** L: right angle  
 T: straight

Socket housing: **MX1900#S51** Contacts: MX19S10K451 (socket)  
 MX19P10K451 (pin)  
 MX19000XD1  
 Dummy pin:  
 Pin housing: **MX1900#P51** Hand Tool: CT150-4C-MX19  
 Semi auto: 3502-MX19-2B

Socket housing: **MX23A##SF1** Contacts: M23S05K351  
 Dummy pin: M120-55780  
 Pin header: **MX23A##NF1** 1: Standard  
 2: Reverse  
 Hand tool: CT160-3B-MX23  
 Semi auto: 350-MX23-2  
 Front cap: **MX23A##XF1**

Socket housing: **MX340##SF1** Pin header: **MX340##UF1**  
 U: Straight  
 N: Angled  
 1: 3-24 pos  
 2: 28-40 pos

Contacts	Hand Tool	Semi auto	Automatic
M34S75C4F1	CT150-2-MX34	350-MX34D-2	350-MX34B-3B
M34S75C4F2	CT150-1-MX34	350-MX34D-2	350-MX34B-3B
M34S75C4F3	N/A	350-MX34C-2	350-MX34C-3B
M34S75C4F4	N/A	350-MX34C-2	350-MX34C-3B

Board Mounting Receptacle: **MX39004NQ1**  
 USB Harness: **MX45004S0008397** (150mm)








Socket housing: **MX3600#SQ3** Co  
 Pin housing: **MX3600#PQ3** Sem  
 Front cap: **MX36004XF3** Aut

Socket housing: **MX37004SP3** Cont  
 Pin housing: **MX37004PP3** Semi A  
 Autom

Socket housing: **MX444##SF1** Wire O.I.  
 Pin header: **MX444##NF1** 1: 1.4-1.  
 Retainer: **MX444##XR1** 2: 1.6-1.  
 Wire seal: **MX444000XP1**

Socket housing: **MX31 ### SG A** Mo  
 31, 34, 35 pos  
 Pin header: **MX31 ### N F D** M  
 70, 104, 135 pos  
 F: All  
 Q: Sel

Contacts	Wire (AWG)
M31S07K4FA (Sn, signal)	#22-20
M31S07K4QA (Au, signal)	#22-20
M31S07K4FB (Sn, signal)	#24
M31S05K3FA (Sn, power)	#18-16
M31S05K4FA (Sn, power)	#22-18
M31S05K4QA (Au, power)	#22-18

Series	IL-AG5	MX19	MX23A	MX31	MX34	MX36	MX37
Photo							
Pitch	2.5mm	2.5mm	2.5mm	Signal: 2.2mm Power: 3.2mm	2.2mm	2.5mm	2.2mm
Wire Size	AWG #22-18  AV,AVS,AVSS: 0.3 to 0.5mm <sup>2</sup> AVS, AVSS: 0.85mm <sup>2</sup>	AWG #22-20  CAVS: 0.3 to 0.5mm <sup>2</sup> AVSS: 0.5mm <sup>2</sup>	AWG #22-16  AVSS, AVS: 0.5 to 1.25mm <sup>2</sup>	Signal: AWG #22-20 Power: AWG #22-16  Signal: AVS, AVSS, AVX 0.3 to 0.5mm <sup>2</sup> Power: AVS, AVSS, AVX 0.3 to 1.25mm <sup>2</sup>	AWG #22-20  AVSS: 0.3, 0.5mm <sup>2</sup> CHFUS: 0.22 to 0.35mm <sup>2</sup> , 0.5 to 0.75mm <sup>2</sup> CAN SD: 0.35mm <sup>2</sup>	AWG #20  AVSS 0.5, AVSS 0.5F, AVSSX 0.5f, TVSSX 0.5f	AWG #20  AVSS 0.5, AVSS 0.5F, AVSSX 0.5f, TVSSX 0.5f
Pin Count	1 row: 4,5,6, 7,10 2 rows: 14,16, 18,22,30	2, 4	12, 18, 26, 34, 36,40	Pin: 70,98,104,135 Socket: 31,34,35	3,5,7,12,16,20, 24,28,32,36,40	2, 4	4
Current Rating	3A	5A	3A	Signal: 2.2A Power: 5.7A	3A	3A	3A
Operating Temperature	-40 ~ +85 °C	-40 ~ +85 °C	-40 ~ +125 °C	-40 ~ +85 °C	-40 ~ +85 °C	-40 ~ +105 °C	-40 ~ +105 °C
Application	Cable to Cable/ Board to Cable	Cable to Cable	Board to Cable	Board to Cable	Board to Cable	Cable to Cable	Cable to Cable
Features	Mechanical lock system enabling complete mating. Secondary lock mechanism to ensure correct terminal retention. Simplified crimp type termination.	Waterproof. Mechanical lock system. Grommet seal. Terminals have low insertion force and stress dispersion. Rear cover protects the grommet from damage.	Waterproof. Low profile. Available in reverse mount type. Retainer detects incomplete insertion of socket contact.	Mechanical lock system with audible click. Socket side contact designed with secondary lock. Simplified crimp type termination.	Lightweight. Mating and unmating force less than 80N. Closed box socket contact increases mechanical strength. Preset retainer allows easy wire harness assembly.	Waterproof. Spring separators if not correctly mated. Shorting contact eliminates static discharge. Retainer detects incomplete insertion of socket contact.	Mechanical complete mating method. Spring separators connector if not correctly mated. Shorting contact eliminates static discharge. Retainer detects incomplete insertion.

Visit our online catalog at: <http://www.jae-connectors.com>



Copyright © 201

## Looking for pricing, stock, or lifecycle information?

Click below to explore more details on WIN SOURCE:

 [View M34S75C4F4](#) on WIN SOURCE

 [JAE Electronics](#) Information

## Optimize Your Supply Chain with WIN SOURCE Solutions

-  Global Sourcing Solution
-  Obsolete Management
-  Cost Control Management
-  Shortage Management
-  Alternative Solution
-  Excess Inventory Management