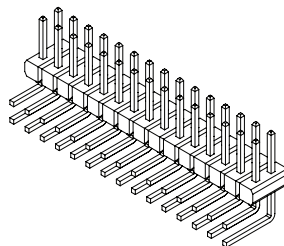




.100" [2.54 mm] Contact Centers, Male Breakaway Headers, Straight/Right Angle/SMT

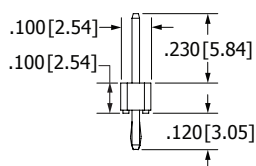
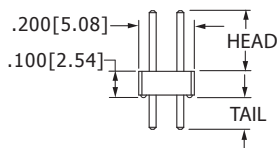
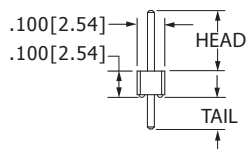
SPECIFICATIONS

- 3 Amps current rating
- UL Flammability Rating: 94V-0
- Insulator: PBT, PA9T, PPS, PEEK
- Contact Material: Phosphor Bronze
- See jumpers section for options available
- Consult Factory for PCB Layout



TERMINATION TYPES

STRAIGHT TERMINATIONS



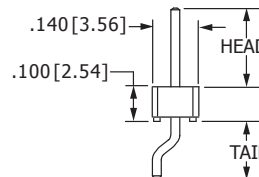
RETENTION LEAD MOUNTING
(EXAMPLE P/N: PBC365AAR)

P/N CODE	HEAD	TAIL
AA	.230 [5.84]	.120 [3.05]
AB	.230 [5.84]	.230 [5.84]
AC	.230 [5.84]	.320 [8.13]
AD	.230 [5.84]	.420 [10.67]
AE	.23 [5.84]	.520 [13.21]
AF	.230 [5.84]	.620 [15.75]
AG	.230 [5.84]	.720 [18.29]
AH	.230 [5.84]	.820 [20.83]
AI*	.230 [5.84]	.900 [22.86]
AJ*	.230 [5.84]	1.000 [25.40]
AK*	.230 [5.84]	.035 [0.89]
FA	.318 [8.08]	.120 [3.05]
FB	.318 [8.08]	.220 [5.59]
FC	.318 [8.08]	.320 [8.13]
FD	.318 [8.08]	.420 [10.67]
FE	.318 [8.08]	.520 [13.21]
FF*	.318 [8.08]	.620 [15.75]
FG*	.318 [8.08]	.710 [18.03]
FH*	.318 [8.08]	.810 [20.57]
FI*	.318 [8.08]	.910 [23.11]
FJ*	.318 [8.08]	.050 [1.27]
ZA	.120 [3.05]	.120 [3.05]
ZB*	.120 [3.05]	.095 [2.41]
ZC	.120 [3.05]	.260 [6.60]
ZD	.120 [3.05]	.610 [15.49]
ZI*	.520 [13.21]	.110 [2.79]
ZJ*	.720 [18.29]	.110 [2.79]
ZO*	.820 [20.83]	.110 [2.79]
ZQ*	1.020 [25.91]	.110 [2.79]
ZR*	1.220 [30.99]	.110 [2.79]

*Consult factory for availability.

SMT TERMINATIONS

Single Row with -M89, -M511, -M308 Modification Code

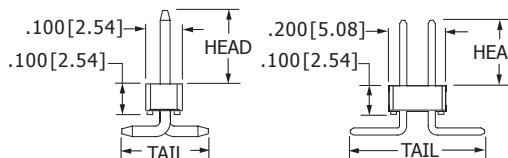


P/N CODE	HEAD	TAIL
BS	.230 [5.84]	.180 [4.57]
GS	.318 [8.08]	.180 [4.57]
ZC*	.120 [3.05]	.180 [4.57]
ZU*	.420 [10.67]	.180 [4.57]

*Consult factory for availability.

SMT TERMINATIONS

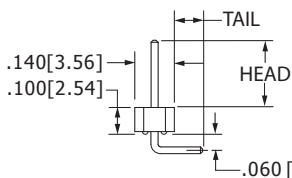
Single or Dual Row with -M30, -M508, -M596 Modification Code



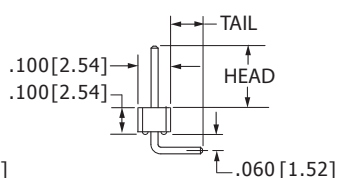
P/N CODE	HEAD	SINGLE ROW TAIL	DUAL ROW TAIL
AB	.230 [5.84]	.320 [8.13]	.420 [10.67]
FB	.318 [8.08]	.300 [7.62]	.400 [10.16]
ZS*	.120 [3.05]	.200 [5.08]	.300 [7.62]
ZT*	.420 [10.67]	.200 [5.08]	.300 [7.62]

*Consult factory for availability.

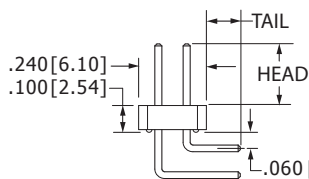
RIGHT ANGLE TERMINATIONS



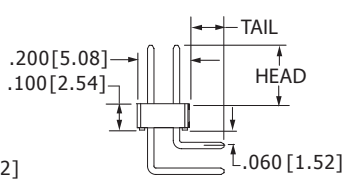
RIGHT ANGLE (Standard)



RIGHT ANGLE SINGLE (Narrow)
-M71, -M509, -M595 Modification Code



RIGHT ANGLE (Standard)



RIGHT ANGLE DUAL (Narrow)
-M71, -M509, -M595 Modification Code

P/N CODE	HEAD	TAIL	-M71, -M509, -M595 TAIL
BA	.230 [5.84]	.100 [2.54]	.120 [3.05]
BB	.230 [5.84]	.200 [5.08]	.220 [5.59]
BC	.230 [5.84]	.300 [7.62]	.320 [8.13]
BD	.230 [5.84]	.400 [10.16]	.420 [10.67]
BE	.230 [5.84]	.500 [12.70]	.520 [13.21]
BF**	.230 [5.84]	.600 [15.24]	.620 [15.75]
BG**	.230 [5.84]	.700 [17.78]	.720 [18.29]
BH*	.230 [5.84]	.800 [20.32]	.820 [20.83]
BI*	.230 [5.84]	.900 [22.86]	.920 [23.37]
BJ*	.230 [5.84]	1.000 [25.40]	1.020 [25.91]
GA	.318 [8.08]	.100 [2.54]	.120 [3.05]
GB	.318 [8.08]	.200 [5.08]	.220 [5.59]
GC**	.318 [8.08]	.300 [7.62]	.320 [8.13]
GD**	.318 [8.08]	.400 [10.16]	.420 [10.67]
GE*	.318 [8.08]	.600 [15.24]	.620 [15.75]
GF*	.318 [8.08]	.800 [20.32]	.820 [20.83]
DA**	.120 [3.05]	.120 [3.05]	.140 [3.56]

*Consult factory for availability.

**Consult factory for availability in Dual Readout.



.100" [2.54 mm] Contact Centers, Male Breakaway Headers, Straight/Right Angle/SMT

PART NUMBER OPTIONS

MATERIALS (INSULATOR/CONTACT)

- P = Black PBT or Equivalent/Phosphor Bronze
Operating Temperature: -65°C to +125°C
Processing Temperature: Manual/Wave Soldering
 - G = Black PA9T/Phosphor Bronze
Operating Temperature: -65°C to +150°C
Processing Temperature: 260°C Max. for 10 sec.
 - *R = Green PPS/Phosphor Bronze (Consult Factory)
Operating Temperature: -65°C to +200°C
Processing Temperature: 260°C Max. for 20 sec.
 - *Q = Tan PEEK/Phosphor Bronze (Consult Factory)
Operating Temperature: -65°C to +250°C
Processing Temperature: 260°C Max. for 20 sec.
- *Available with overall gold plating ('M') only

CONTACT FINISH - RoHS Compliant

All platings are Lead Free and have .000050" Nickel underplate

- | Contact Surface | Termination |
|---------------------------------------|--------------------------|
| B = .000010" Gold | .000100" Pure Tin, Matte |
| C = .000030" Gold | .000100" Pure Tin, Matte |
| E = .000100" Pure Tin, Matte, Overall | |
| G = .000010" Gold | .000005" Gold |
| S = .000010" Gold | .000010" Gold Overall |
| M = .000030" Gold | .000010" Gold Overall |

CONTACT CENTERS

C = .100" [2.54 mm]

NUMBER OF POSITIONS

01 Thru 36 (eg. 36 Dual = 72 Contacts)

READOUT (Opposite Page)

- S = Single
- D = Dual

P B C 36 D AA N - Mxxx

MODIFICATION CODE (Consult Factory)

OMIT FOR STANDARD

- M500 = Brown PPS**
 - M594 = White PA9T***
 - M30 = SMT, Vertical
(M508 for brown PPS**, M596 for white PA9T***)
 - M89 = SMT, Horizontal
(M511 for brown PPS**, M308 for white PA9T***)
Available with single row only
 - M71 = Narrow Body
(M509 for brown PPS**, M595 for white PA9T***)
Available with Right Angle Only
- **Brown PPS available with material code 'R' only
***White PA9T available with material code 'G' only

MOUNTING STYLE

- N = No Mounting
- R = Retention Lead (Single Row & 'AA' Termination Only)

TERMINATION TYPE (Opposite Page)

Straight = AA, AB, AC, AD, AE, AF, AG, AH, AI, AJ, AK, FA, FB, FC, FD, FE, FF, FG, FH, FI, FJ, ZA, ZB, ZC, ZD, ZE, ZF, ZG, ZH, ZI, ZJ, ZK, ZL, ZM, ZN, ZO, ZP, ZQ, ZR

Right Angle = BA, BB, BC, BD, BE, BF, BG, BH, BI, BJ, GA, GB, GC, GD, GE, GF, DA

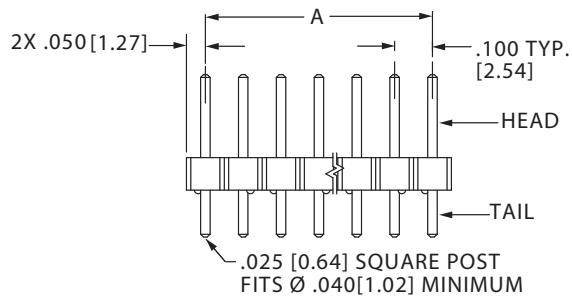
Right Angle with -M71, -M509, -M595 Modification Code = BA, BB, BC, BD, BE, BH, BI, BJ, GA, GB, GE, GF

SMT with -M89, -M511, -M308 Modification Code = BS, GS, ZC, ZU

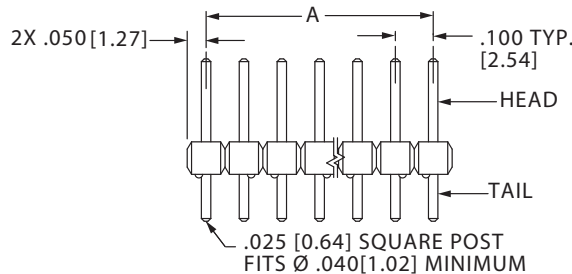
SMT with -M30, -M508, -M596 Modification Code = AB, FB, ZS, ZT

DIMENSIONS

Dimensions in [] are in millimeters, all others are in inches.



SINGLE READOUT, STRAIGHT TAIL SHOWN





DUAL READOUT, STRAIGHT TAIL SHOWN

PART NUMBER	NUMBER OF CONTACTS SINGLE/DUAL	A		B	
		in	mm	in	mm
__C01S(D)___	01/02	0.000	0.00	0.100	2.54
__C02S(D)___	02/04	0.100	2.54	0.200	5.08
__C03S(D)___	03/06	0.200	5.08	0.300	7.62
__C04S(D)___	04/08	0.300	7.62	0.400	10.16
__C05S(D)___	05/10	0.400	10.16	0.500	12.70
__C06S(D)___	06/12	0.500	12.70	0.600	15.24
__C07S(D)___	07/14	0.600	15.24	0.700	17.78
__C08S(D)___	08/16	0.700	17.78	0.800	20.32
__C09S(D)___	09/18	0.800	20.32	0.900	22.86
__C10S(D)___	10/20	0.900	22.86	1.000	25.40
__C11S(D)___	11/22	1.000	25.40	1.100	27.94
__C12S(D)___	12/24	1.100	27.94	1.200	30.48
__C13S(D)___	13/26	1.200	30.48	1.300	33.02
__C14S(D)___	14/28	1.300	33.02	1.400	35.56
__C15S(D)___	15/30	1.400	35.56	1.500	38.10
__C16S(D)___	16/32	1.500	38.10	1.600	40.64
__C17S(D)___	17/34	1.600	40.64	1.700	43.18
__C18S(D)___	18/36	1.700	43.18	1.800	45.72
__C19S(D)___	19/38	1.800	45.72	1.900	48.26
__C20S(D)___	20/40	1.900	48.26	2.000	50.80
__C21S(D)___	21/42	2.000	50.80	2.100	53.34
__C22S(D)___	22/44	2.100	53.34	2.200	55.88
__C23S(D)___	23/46	2.200	55.88	2.300	58.42
__C24S(D)___	24/48	2.300	58.42	2.400	60.96
__C25S(D)___	25/50	2.400	60.96	2.500	63.50
__C26S(D)___	26/52	2.500	63.50	2.600	66.04
__C27S(D)___	27/54	2.600	66.04	2.700	68.58
__C28S(D)___	28/56	2.700	68.58	2.800	71.12
__C29S(D)___	29/58	2.800	71.12	2.900	73.66
__C30S(D)___	30/60	2.900	73.66	3.000	76.20
__C31S(D)___	31/62	3.000	76.20	3.100	78.74
__C32S(D)___	32/64	3.100	78.74	3.200	81.28
__C33S(D)___	33/66	3.200	81.28	3.300	83.82
__C34S(D)___	34/68	3.300	83.82	3.400	86.36
__C35S(D)___	35/70	3.400	86.36	3.500	88.90
__C36S(D)___	36/72	3.500	88.90	3.600	91.44

Looking for pricing, stock, or lifecycle information?

Click below to explore more details on WIN SOURCE:

-  [View PBC16DAAN on WIN SOURCE](#)
-  [Sullins Connector Solutions Information](#)

Optimize Your Supply Chain with WIN SOURCE Solutions

-  Global Sourcing Solution
-  Obsolete Management
-  Cost Control Management
-  Shortage Management
-  Alternative Solution
-  Excess Inventory Management