




**THE DATASHEET OF  
FTM-111-02-F-DV**



# SMT MICRO TERMINAL STRIPS

(1.00 mm) .0394" PITCH • FTMH/FTM SERIES



**FTMH**  
Mates:  
CLM, MLE

**FTM**  
Mates:  
CLM, MLE

FTMH	1	NO. PINS PER ROW	LEAD STYLE	PLATING OPTION	ROW OPTION	FLEX SHROUD OPTION	OTHER OPTION
------	---	------------------	------------	----------------	------------	--------------------	--------------

05  
thru  
50

**-02**  
= (1.91 mm)  
.075" Post  
(Mates with MLE)

**-F**  
= Gold flash  
on post,  
Matte Tin  
on tail

**-DV**  
= Dual  
Vertical

(-DV only with  
9 pins/row  
minimum)

**-A**  
= Alignment Pin  
(3 positions min.)  
Metal or plastic at  
Samtec's discretion  
(-DV only)

**-ES**  
= End Shroud

**-DH**  
= Dual  
Horizontal

**-EC**  
= End Shroud  
with Locking Clip  
(Manual placement  
required)

**-K**  
= (2.50 mm)  
.098" DIA  
Polyimide Film  
Pick & Place Pad  
(-DH only)

**-EP**  
= End Shroud  
with Guide Post  
(Use only when  
mating with CLM)

**-P**  
= Plastic Pick  
& Place Pad  
(6 positions min.)  
(-DV only)

**-TR**  
= Tape & Reel

**-FR**  
= Full Reel  
Tape & Reel  
(must order max.  
quantity per reel;  
contact Samtec for  
quantity breaks)

## SPECIFICATIONS

**Insulator Material:**  
Black Liquid Crystal  
Polymer

**Terminal Material:**  
Phosphor Bronze

**Plating:**

Sn or Au over  
50 μm (1.27 μm) Ni

**Current Rating (FTMH/CLM):**

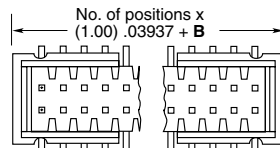
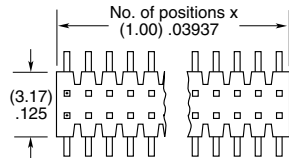
3.1 A per pin  
(2 pins powered)

**Operating Temp Range:**

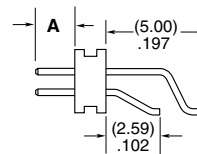
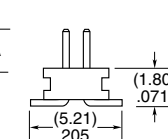
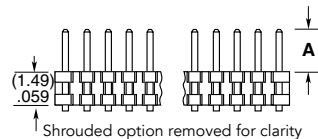
-55 °C to +125 °C

**Voltage Rating:**

FTMH: 270 VAC



OPTION	B
-ES	(1.57) .062
-EC	(4.06) .160
-EP	(5.49) .216



LEAD STYLE	A
-02	(1.91) .075
-03	(1.65) .065

## PROCESSING

**Lead-Free Solderable:**

Yes

**SMT Lead Coplanarity:**

-DV: (0.10 mm) .004" max

-DH: (0.10 mm) .004" max (05-25)

(0.15 mm) .006" max (26-50)\*

\*(.004" stencil solution  
may be available; contact  
ipg@samtec.com)

FTM	1	NO. PINS PER ROW	LEAD STYLE	PLATING OPTION	DV	FLEX SHROUD OPTION	OTHER OPTION
-----	---	------------------	------------	----------------	----	--------------------	--------------

02 thru 50  
= Unshrouded

**-02**  
= (1.91 mm)  
.075" Post  
(Mates with MLE)

**-F**  
= Gold flash  
on post,  
Matte Tin  
on tail

**-S**  
= End Shroud  
(05 positions  
minimum).  
Molded or  
press-fit shroud  
at Samtec's  
discretion

**-P**  
= Plastic Pick  
& Place Pad  
(7 positions min.)

**-TR**  
= Tape & Reel

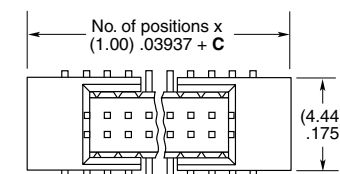
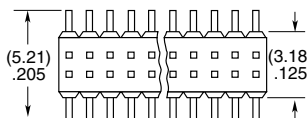
**-FR**  
= Full Reel  
Tape & Reel  
(must order max.  
quantity per reel;  
contact Samtec for  
quantity breaks)

05 thru 46  
= Shrouded

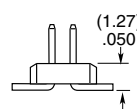
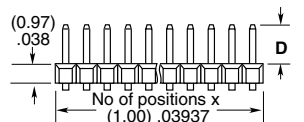
**-03**  
= (1.65 mm)  
.065" Post  
(Mates with CLM)

**-L**  
= 10 μm  
(0.25 μm)  
Gold  
on post,  
Matte Tin  
on tail

**-SA**  
= End Shroud with  
Alignment Pins  
(05 through 46  
positions)



OPTION	C
-S	(4.00) .157
-SA	(7.00) .276



LEAD STYLE	D
-02	(1.91) .075
-03	(1.65) .065

## ALSO AVAILABLE

MOQ Required

End shrouds with board locks

Molded end shrouds for  
05 through 08 positions


Other platings



**Note:**  
Some lengths, styles and  
options are non-standard,  
non-returnable.

## Looking for pricing, stock, or lifecycle information?

Click below to explore more details on WIN SOURCE:

 [View FTM-111-02-F-DV on WIN SOURCE](#)

 [Samtec Inc. Information](#)

## Optimize Your Supply Chain with WIN SOURCE Solutions

-  Global Sourcing Solution
-  Obsolete Management
-  Cost Control Management
-  Shortage Management
-  Alternative Solution
-  Excess Inventory Management