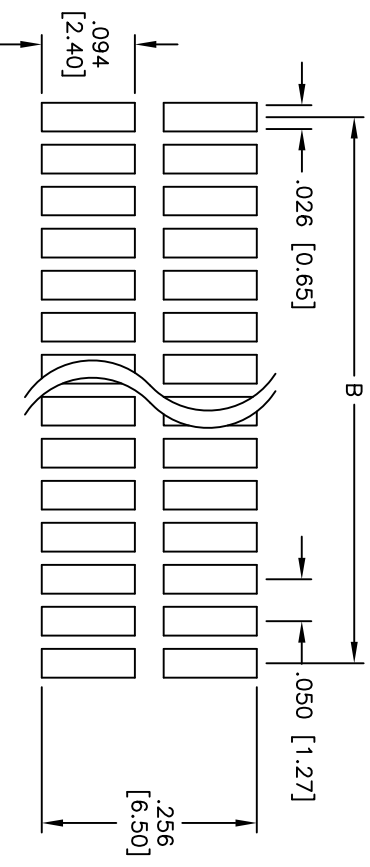
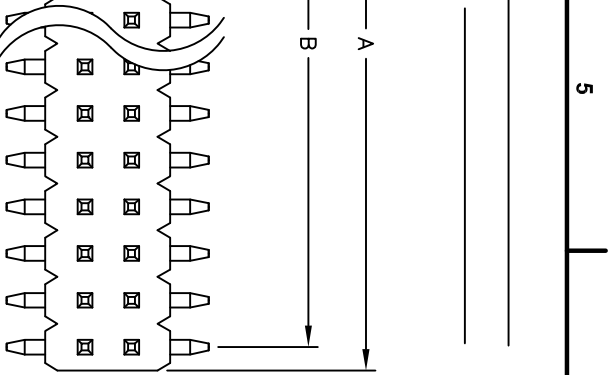




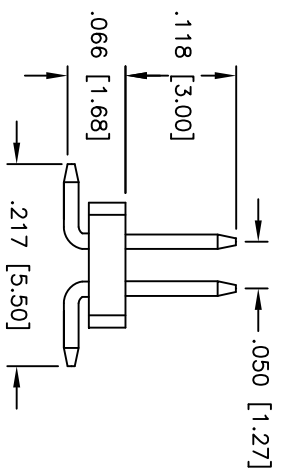
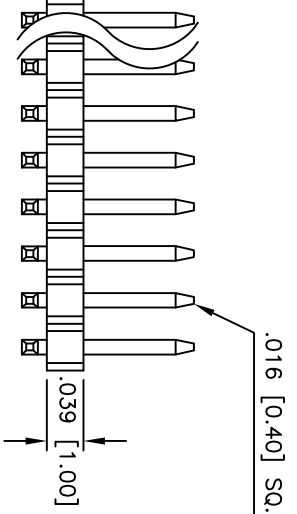
**THE DATASHEET OF
HPH2-A-10-UA-SMT**



Rev	AWO #	Description	Date	Appr
-		RELEASED	2/23/10	



Recommended PCB Layout



Positions: 8 thru 100
 A = .050 [1.27] x No. of Positions per Row
 B = .050 [1.27] x No. of Spaces

UNLESS OTHERWISE SPECIFIED
 ALL DIMENSIONS ARE IN INCHES [MM]
 TOLERANCES: EXCEPT AS NOTED
 INCHES Holes
 .X ± .10 ØX ± .10
 .XX ± .020 ØXXX ± .015
 .XXX ± .015 ØXXXX ± .010
 APPROVALS DATE

ADAM TECH
 909 Rahway Avenue, Union, NJ 07083
 Phone: 908-687-5000 Fax: 908-687-5710
 TITLE: .050 [1.27] DUAL ROW PIN HEADER, SMT,
 GOLD PLATED

DRAWN	DY	2/23/10	SIZE	PART NO.	REV.
CHECKED			X	HPH2-A-XX-UA-SMT	-
APPROVED			REF:	SCALE: NTS	SHEET 1 OF 1

glass reinforced, rated UL 94V-0
 overall.

±105°C
 500 VAC for 1 minute
 500 VDC
 min @ 500 VDC
 ROHS COMPLIANT

Looking for pricing, stock, or lifecycle information?

Click below to explore more details on WIN SOURCE:

- ⊖ [View HPH2-A-10-UA-SMT on WIN SOURCE](#)
- ⊖ [Adam Technologies, Inc. Information](#)

Optimize Your Supply Chain with WIN SOURCE Solutions

- ✓ Global Sourcing Solution
- ✓ Obsolete Management
- ✓ Cost Control Management
- ✓ Shortage Management
- ✓ Alternative Solution
- ✓ Excess Inventory Management