



**THE DATASHEET OF
44WR50KLFT7**



Model 44

Cermet Trimming Potentiometer



Features:

- Space saving SMD package for the most compact board designs
- Sealed to withstand aggressive water wash
- Long life—set and forget construction
- BI quality and reliability
- Available in top and side adjustment versions and J-Hook or gull wing termination



Applications:

- Any application requiring adjustability or calibration
- Medical
- Consumer electronics

Electrical

Standard resistance range	10 Ohms to 2 Megohms
Standard resistance tolerance	±10% (<100 Ohms = ±20%)
Input voltage	300 Vdc max. or rms not to exceed power rating
Slider current	100 mA max. or within rated power, whichever is less
Power rating	0.25 Watts at 85°C derating to 0 at 150°C
End resistance	1% or 2 Ohms max., whichever is greater
Actual electrical travel	9 turns nominal
Dielectric strength	600 Vrms
Insulation resistance	1,000 Megohms minimum
Resolution	Essentially infinite
Contact resistance variation	1% or 3 Ohm max., whichever is greater

Environmental

Seal	85°C Fluorinert® (No Leaks)
Temperature coefficient	±100 ppm/°C (<100 Ohms = ±250 ppm/°C)
Operating temperature range	-65°C to +150°C
Thermal shock	Five cycles -65°C to +150°C (2% ΔRT, 1% ΔVR)
Moisture resistance	Ten 24 hour cycles (2% ΔRT, IR 10 Megohms min.)
Shock	6 ms saw-tooth, 100 G's (1% ΔRT, 1% ΔVR)
Vibration	20 G's, 10 to 2,000 Hz (1% ΔRT, 1% ΔVR)
Rotational life	200 cycles (3% ΔRT, 1% CRV)
Load life	1,000 hours at 85°C & 0.25 Watts (2% ΔRT, 1% CRV)
Resistance to solder heat	260°C for 10 sec. (1% ΔRT)
Temperature exposure	215°C for 3 min. maximum (1% ΔRT)
Solderability	Per MIL-STD-202, method 208

General Note
TT Electronics reserves the right to make changes in product specification without notice or liability. All information is subject to TT Electronics' own data and is considered accurate at time of going to print.

TT Electronics | BI Technologies
413 Rood RD, Suite 7
Callexico, CA 92231
Ph: + 1 (714) 447-2345
www.ttelectronics.com/bi-technologies

Model 44

Cermet Trimming Potentiometer



Mechanical

Mechanical stops	Clutch action, both ends
Torque, starting	3 oz.-in. max. (0.021 N-m)
Weight	0.01 oz. nominal (0.3 grams)

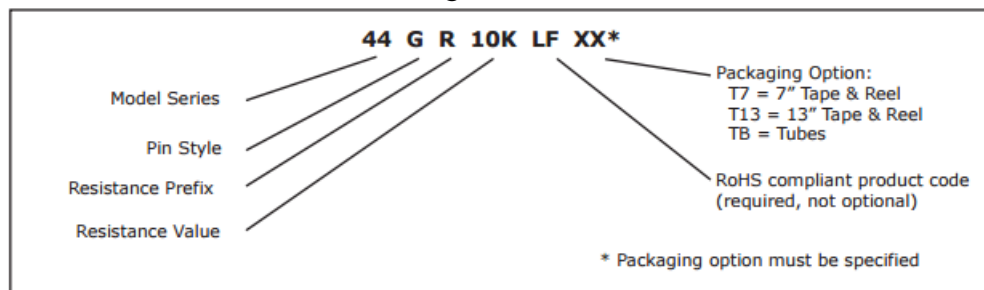
Packaging

Standard: Embossed Tape & Reel. All units oriented with #1 pin to the right of the direction of feed.

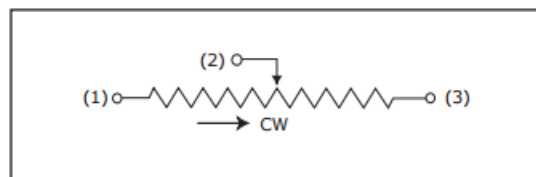
		13" Reel		7" Reel	
Pin Style		G & J	W	G & J	W
Tape	Width =	12 mm	16 mm	12 mm	16 mm
	Sprocket =	4 mm pitch	4 mm pitch	4 mm pitch	4 mm pitch
	Capacity =	1,000 units	1,000 units	500 units	250 units
Reel	Diameter =	13" (330.2 mm)		7" (178 mm)	

Option: Anti-static tubes. All units oriented with #1 pin to same side. Tube capacity = 100 units.

Ordering Information



Circuit Diagram



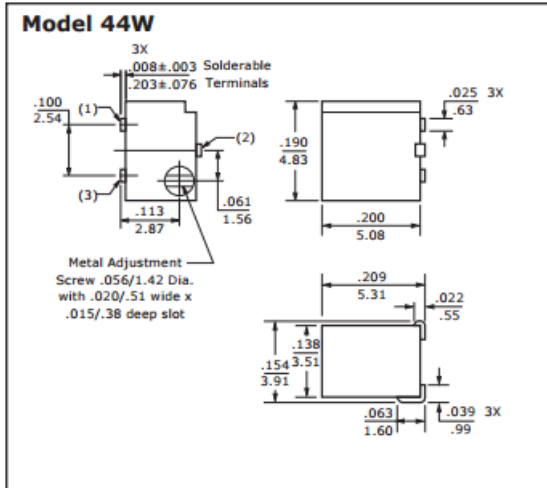
General Note
 TT Electronics reserves the right to make changes in product specification without notice or liability. All information is subject to TT Electronics' own data and is considered accurate at time of going to print.

Model 44

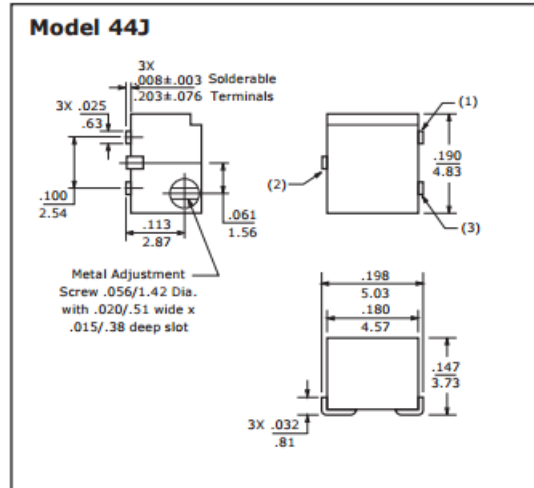
Cermet Trimming Potentiometer



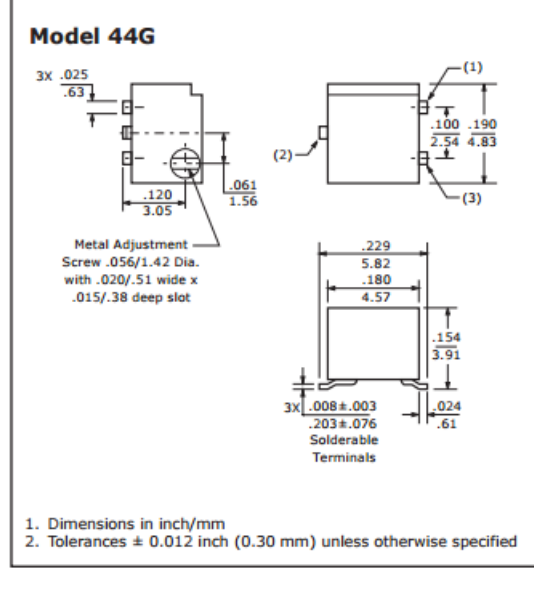
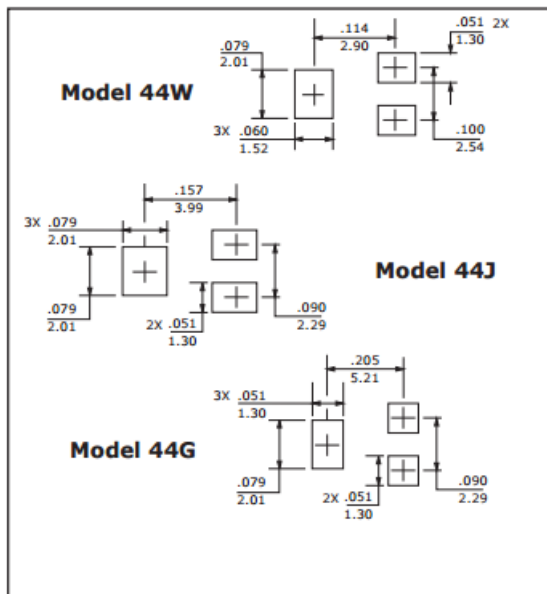
Top Adjustment



Side Adjustment



Solder Pad Layout



Standard Resistance Values

10	100	1K	10K	50K	250K	2Meg
20	200	2K	20K	100K	500K	
50	500	5K	25K	200K	1Meg	

General Note
 TT Electronics reserves the right to make changes in product specification without notice or liability. All information is subject to TT Electronics' own data and is considered accurate at time of going to print.

© TT electronics plc

TT Electronics | BI Technologies
 413 Rood RD, Suite 7
 Calexico, CA 92231
 Ph: + 1 (714) 447-2345
www.ttelectronics.com/bi-technologies

Looking for pricing, stock, or lifecycle information?

Click below to explore more details on WIN SOURCE:

 [View 44WR50KLFT7](#) on WIN SOURCE

 [TT Electronics](#) Information

Optimize Your Supply Chain with WIN SOURCE Solutions

-  Global Sourcing Solution
-  Obsolete Management
-  Cost Control Management
-  Shortage Management
-  Alternative Solution
-  Excess Inventory Management