




## Multilayer Ferrite Beads



### MECHANICAL SPECIFICATIONS

**Solderability:** 90 % coverage after 5 s dip in 235 °C solder following 60 s preheat at 120 °C to 150 °C and type R flux dip

**Resistance to Solder Heat:** 10 s in 260 °C solder, after preheat and flux per above

**Terminal Strength:** 1210: 1.0 kg (2.2 lbs), 1806: 1.0 kg (2.2 lbs), 1812: 1.5 kg (3.3 lbs) for 30 s

**Beam Strength:** 1210: 2.5 kg (5.5 lbs), 1806: 2.5 kg (5.5 lbs), 1812: 2.5 kg (5.5 lbs)

STANDARD ELECTRICAL SPECIFICATIONS			
PART NUMBER	Z ± 25 % AT 100 MHz (Ω)	DCR MAX. (Ω)	RATED DC CURRENT (mA)
ILBB-1210	31	0.30	400
	60	0.30	400
	90	0.30	400
ILBB-1806	80	0.30	400
	100	0.30	300
ILBB-1812	150	0.50	200
	70	0.40	200
	120	0.40	200

### FEATURES

- High reliability
- Surface mountable (multiple case sizes)
- Magnetically self shielded
- Nickel barrier plating virtually eliminates silver migration
- Compliant to RoHS Directive 2011/65/EU
- Halogen-free according to IEC 61249-2-21 definition



**RoHS**  
COMPLIANT  
HALOGEN  
**FREE**

### ENVIRONMENTAL SPECIFICATIONS

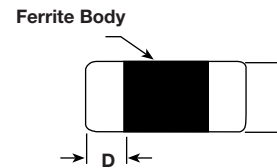
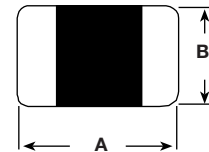
**Operating Temperature:** - 55 °C to + 125 °C

**Thermal Shock:** 300 cycles, - 40 °C to + 125 °C

**Biased Humidity:** 85 % RH at 85 °C, 1000 h at full rated current

### DIMENSIONS in inches [millimeters]

#### Dimensional Outline



SIZE	A	B	C	D
1210	0.126 ± 0.008 [3.2 ± 0.2]	0.098 ± 0.008 [2.5 ± 0.2]	0.051 ± 0.008 [1.3 ± 0.2]	0.020 ± 0.012 [0.5 ± 0.3]
1806	0.177 ± 0.010 [4.5 ± 0.25]	0.063 ± 0.008 [1.6 ± 0.2]	0.063 ± 0.008 [1.6 ± 0.2]	0.024 ± 0.016 [0.6 ± 0.4]
1812	0.177 ± 0.010 [4.5 ± 0.25]	0.126 ± 0.010 [3.2 ± 0.25]	0.059 ± 0.010 [1.5 ± 0.25]	0.024 ± 0.016 [0.6 ± 0.4]

### DESCRIPTION

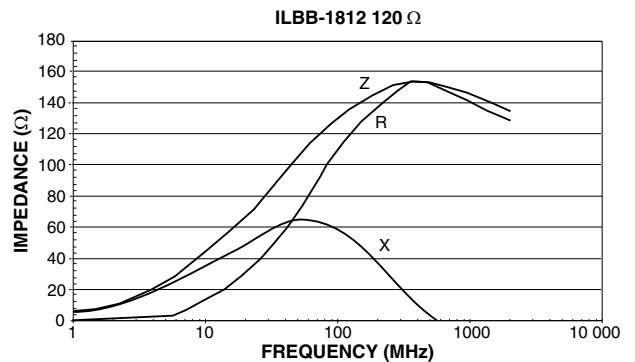
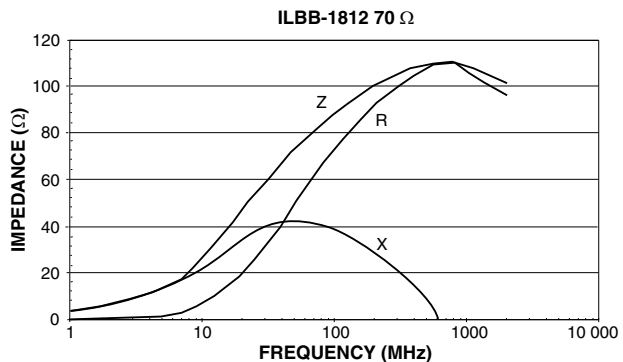
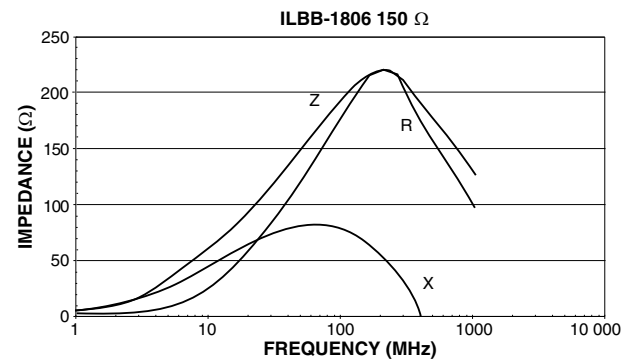
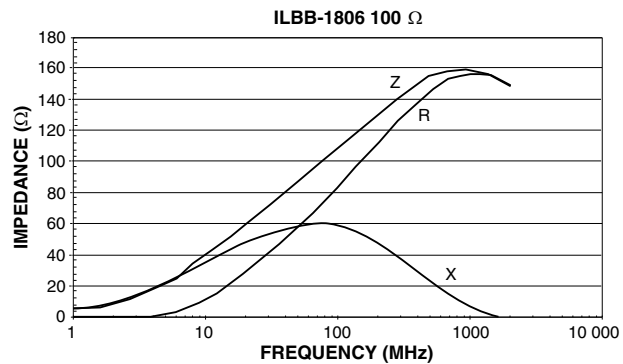
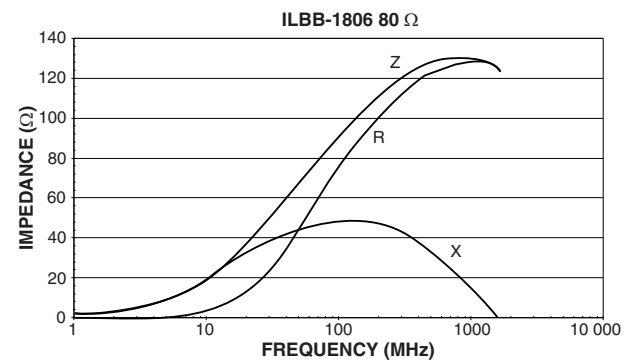
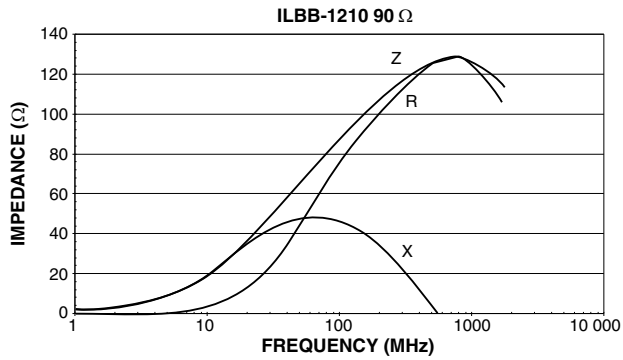
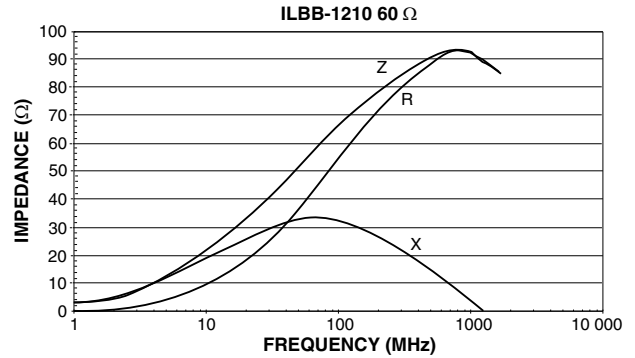
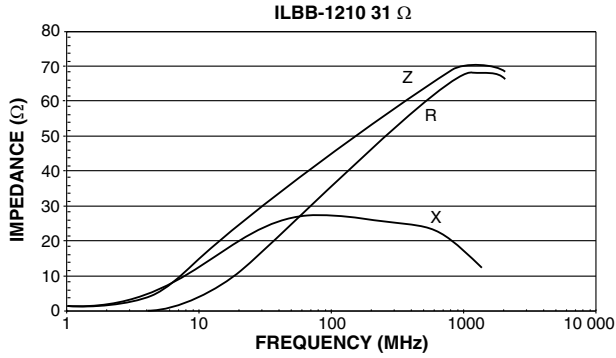
ILBB	1806	80	± 25 %	ER	e3
MODEL	SIZE	IMPEDANCE VALUE	IMPEDANCE TOLERANCE	PACKAGE CODE	JEDEC LEAD (Pb)-FREE STANDARD

### GLOBAL PART NUMBER

I	L	B	B	1	8	0	6	E	R	8	0	0	V
PRODUCT FAMILY				SIZE				PACKAGE CODE		IMPEDANCE VALUE			IMPEDANCE TOLERANCE



**TYPICAL CURVES** - Frequency Characteristics of R, X, and Z





## Disclaimer

ALL PRODUCT, PRODUCT SPECIFICATIONS AND DATA ARE SUBJECT TO CHANGE WITHOUT NOTICE TO IMPROVE RELIABILITY, FUNCTION OR DESIGN OR OTHERWISE.

Vishay Intertechnology, Inc., its affiliates, agents, and employees, and all persons acting on its or their behalf (collectively, "Vishay"), disclaim any and all liability for any errors, inaccuracies or incompleteness contained in any datasheet or in any other disclosure relating to any product.

Vishay makes no warranty, representation or guarantee regarding the suitability of the products for any particular purpose or the continuing production of any product. To the maximum extent permitted by applicable law, Vishay disclaims (i) any and all liability arising out of the application or use of any product, (ii) any and all liability, including without limitation special, consequential or incidental damages, and (iii) any and all implied warranties, including warranties of fitness for particular purpose, non-infringement and merchantability.

Statements regarding the suitability of products for certain types of applications are based on Vishay's knowledge of typical requirements that are often placed on Vishay products in generic applications. Such statements are not binding statements about the suitability of products for a particular application. It is the customer's responsibility to validate that a particular product with the properties described in the product specification is suitable for use in a particular application. Parameters provided in datasheets and / or specifications may vary in different applications and performance may vary over time. All operating parameters, including typical parameters, must be validated for each customer application by the customer's technical experts. Product specifications do not expand or otherwise modify Vishay's terms and conditions of purchase, including but not limited to the warranty expressed therein.

Hyperlinks included in this datasheet may direct users to third-party websites. These links are provided as a convenience and for informational purposes only. Inclusion of these hyperlinks does not constitute an endorsement or an approval by Vishay of any of the products, services or opinions of the corporation, organization or individual associated with the third-party website. Vishay disclaims any and all liability and bears no responsibility for the accuracy, legality or content of the third-party website or for that of subsequent links.

Vishay products are not designed for use in life-saving or life-sustaining applications or any application in which the failure of the Vishay product could result in personal injury or death unless specifically qualified in writing by Vishay. Customers using or selling Vishay products not expressly indicated for use in such applications do so at their own risk. Please contact authorized Vishay personnel to obtain written terms and conditions regarding products designed for such applications.

No license, express or implied, by estoppel or otherwise, to any intellectual property rights is granted by this document or by any conduct of Vishay. Product names and markings noted herein may be trademarks of their respective owners.

## Looking for pricing, stock, or lifecycle information?

Click below to explore more details on WIN SOURCE:

 [View ILBB1210ER600V on WIN SOURCE](#)

 [Vishay Information](#)

## Optimize Your Supply Chain with WIN SOURCE Solutions

-  Global Sourcing Solution
-  Obsolete Management
-  Cost Control Management
-  Shortage Management
-  Alternative Solution
-  Excess Inventory Management