



**THE DATASHEET OF  
FTSH-140-01-L-DV**



# SURFACE MOUNT MICRO HEADER

(1.27 mm) .050" PITCH • FTSH SERIES



## FTSH

**Board Mates:**

CLP, FLE

**Cable Mates:**

FFSD, FFTP

## SPECIFICATIONS

### Insulator Material:

Black Liquid Crystal Polymer

### Terminal Material:

Phosphor Bronze

### Plating:

Sn or Au over  
50 μ" (1.27 μm) Ni

### Current Rating (FTSH/CLP):

3.4 A per pin  
(2 pins powered)

### Operating Temp Range:

-55 °C to +125 °C

## PROCESSING

### Lead-Free Solderable:

Yes

### SMT Lead Coplanarity:

-MT & -DV Tail Option:  
(0.10 mm) .004" max (02-25)

-MT & -DH Tail Option:  
(0.15 mm) .006" max (26-50)\*

\*(.004" stencil solution may be available; contact ipg@samtec.com)

## ALSO AVAILABLE

MOQ Required

Molded Pick & Place pads

Latches

Other platings



## Notes:

Severe Environment Testing qualified; aligns with MIL-DTL-55302. Visit samtec.com/set

Some sizes, styles and options are non-standard, non-returnable.

See SFM/TFM for positive alignment feature.

FTSH	1	NO. PINS PER ROW	LEAD STYLE	PLATING OPTION	TAIL OPTION	OPTION	FLEX SHROUD OPTIONS	OTHER OPTIONS
------	---	------------------	------------	----------------	-------------	--------	---------------------	---------------

02 thru 50

**-01**  
= (3.05 mm) .120" Post (Mates with FFSD)

**-02**  
= (1.91 mm) .075" Post (Mates with FLE)

**-03**  
= (1.65 mm) .065" Post (Mates with CLP-D)

**-04**  
= (3.81 mm) .150" Post (Mates with CLP-DH)

**-05**  
= (4.32 mm) .170" Post (Mates with CLP-BE)

**-F**  
= Gold flash on post, Matte Tin on tail

**-L**  
= 10 μ" (0.25 μm) Gold on post, Matte Tin on tail

**-DV**  
= Double Vertical

**-DH**  
= Double Horizontal (Styles -01, -02 & -04 only)

**-MT**  
= Mixed Technology (Styles -01, -02 & -04 only)

Leave Blank for -DH & -MT

**"XXX"**  
= Polarized Position (Specify position of omitted pin) (Not available with -EX options)

(Style -02 & -03 only, -DH & -MT not available) 9 pins/row minimum (Other positions available. Call Samtec.)

**-ES**  
= End Shroud

**-EC**  
= End Shroud with Locking Clip (Manual placement required)

**-EP**  
= End Shroud with Guide Post

**-EL**  
= End Shroud with Board Lock (Boards are positively locked and cannot be unmated)

**-EJ**  
= Ejector Shroud (Style -01 only) -DH & -MT not available 10 pins/row minimum 25 pins/row maximum

**-K**  
= Keying Shroud for mating with FFSD (Style -01 only, 05 thru 25 pins/row only. 13, 17, 20 & 25 only with -EJ option) (-DV only)

**-A**  
= Alignment Pin (-DV 3 positions minimum) (-DH 5 positions minimum) (Metal or plastic at Samtec discretion)

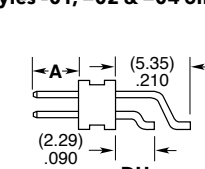
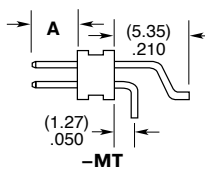
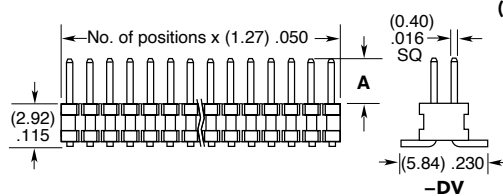
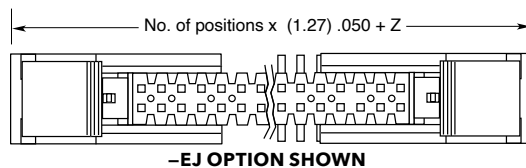
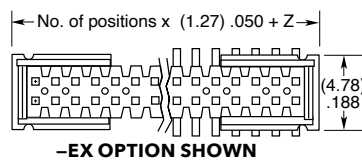
**-C**  
= (5.00 mm) .197" DIA Polyimide film Pick & Place Pad (-DH only)

**-P**  
= Pick & Place Pad (-DV 4 positions minimum) (-DH & -MT not available)

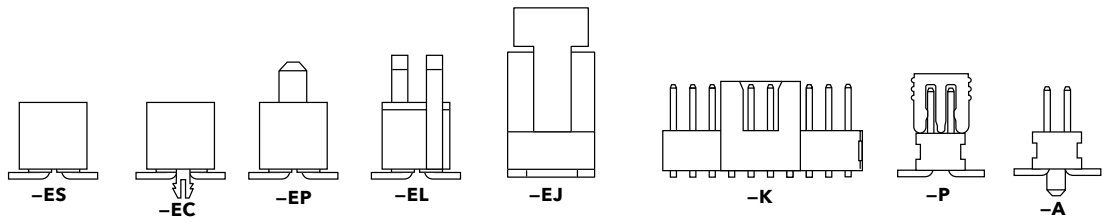
**-TR**  
= Tape & Reel (Flex Shroud options not available except -ES & -EJ)

**-FR**  
= Full Reel Tape & Reel (must order maximum quantity per reel; contact Samtec for quantity breaks)

OPTION	Z
-ES	(2.57) .101
-EJ	(15.77) .621
-EC	(3.33) .131
-EP	(5.87) .231
-EL	(6.53) .257





LEAD STYLE	A
-01	(3.05) .120
-02	(1.91) .075
-03	(1.65) .065
-04	(3.81) .150
-05	(4.32) .170



## Looking for pricing, stock, or lifecycle information?

Click below to explore more details on WIN SOURCE:

-  [View FTSH-140-01-L-DV on WIN SOURCE](#)
-  [Samtec Inc. Information](#)

## Optimize Your Supply Chain with WIN SOURCE Solutions

-  Global Sourcing Solution
-  Obsolete Management
-  Cost Control Management
-  Shortage Management
-  Alternative Solution
-  Excess Inventory Management