



**THE DATASHEET OF
TDUSH3001A**

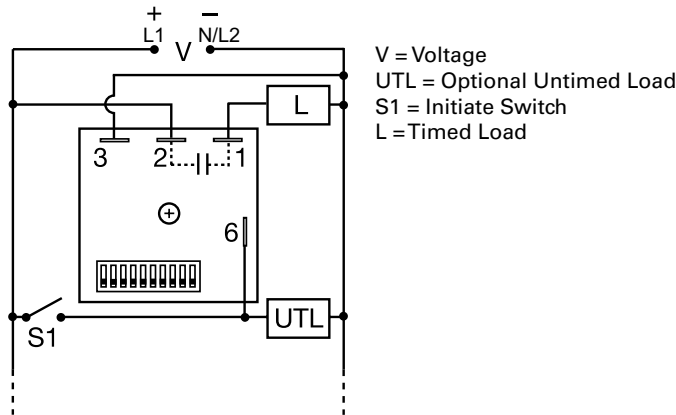


TDUS SERIES

Single Shot Timer



Wiring Diagram



Ordering Information

MODEL	INPUT VOLTAGE	TIME RANGE
TDUS3000A	24 to 120VAC	1 - 1023s
TDUS3001A	100 to 240VAC	1 - 1023s
TDUS3002A	12 to 24VDC	1 - 1023s
TDUSH3001A	100 to 240VAC	0.1 - 102.3m
TDUSL3000A	24 to 120VAC	0.1 - 102.3s

If you don't find the part you need, call us for a custom product 800-843-8848

Description

The TDUS Series combines digital timing circuitry with universal voltage operation. Voltages of 24 to 240VAC and 12 to 24VDC are available in three ranges. The TDUS Series offers DIP switch selectable time delays ranging from 0.1 seconds to 102.3 minutes in three ranges. Its 1A rated output, ability to operate on multiple voltages, and wide range of switch selectable time delays make the TDUS Series an excellent choice for process control systems and OEM equipment.

Operation (Single Shot)

Input voltage must be applied before and during timing. Upon momentary or maintained closure of the initiate switch (leading edge triggered), the output energizes for a measured interval of time. At the end of the delay, the output de-energizes. Opening or reclosing the initiate switch during timing has no effect on the time delay. The output will energize if the initiate switch is closed when input voltage is applied.

Reset: Reset occurs when the time delay is complete and the initiate switch is opened. Loss of input voltage resets the time delay and output.

Features & Benefits

FEATURES	BENEFITS
Microcontroller based	Repeat Accuracy +/- 0.1%
Compact design	Allows flexibility for OEM applications
1A steady, 10A inrush solid-state output	Provides 100 million operations in typical conditions.
Totally solid state and encapsulated	No moving parts to arc and wear out over time and encapsulated to protect against shock, vibration, and humidity

Accessories



P0700-7 Versa-Knob

Designed for 0.25 in (6.35 mm) shaft of Versa-Pot. Semi-gloss industrial black finish.



P1015-64 (AWG 14/16)

Female Quick Connect

These 0.25 in. (6.35 mm) female terminals are constructed with an insulator barrel to provide strain relief.



P1015-18 Quick Connect to Screw Adapter

Screw adapter terminal designed for use with all modules with 0.25 in. (6.35 mm) male quick connect terminals.



C103PM (AL) DIN Rail

35 mm aluminum DIN rail available in a 36 in. (91.4 cm) length.



P1023-20 DIN Rail Adapter

Allows module to be mounted on a 35 mm DIN type rail with two #10 screws.

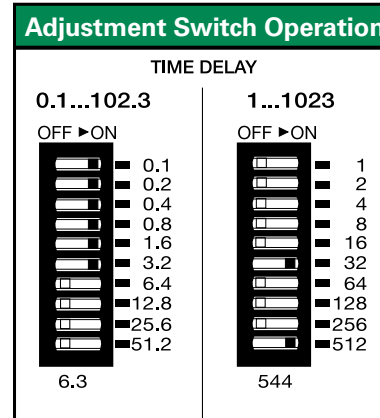
TDUS SERIES

Specifications

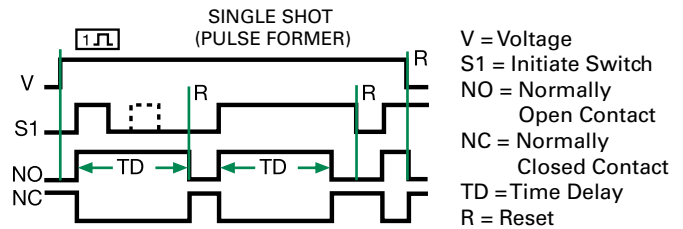
Time Delay	
Range*	0.1 - 102.3s in 0.1s increments 1 - 1023s in 1s increments 0.1 - 102.3m in 0.1m increments
Repeat Accuracy	±0.5% or 20 ms, whichever is greater
Setting Accuracy	≤ ±2% or 20 ms, whichever is greater
Reset Time	≤ 150ms
Initiate Time	≤ 20ms
Time Delay vs. Temperature & Voltage	≤ ±5%
Input	
Voltage/Tolerance	24 to 240VAC, 12 to 24VDC / ±20%
AC Line Frequency/DC Ripple	50/60 Hz / ≤ 10%
Power Consumption	AC ≤ 2VA; DC ≤ 1W
Output	
Type	Solid state
Form	NO, closed during timing
Rating	1A steady state, 10A inrush at 60°C
Voltage Drop	AC ≅ 2.5V @ 1A; DC ≅ 1V @ 1A
Off State Leakage Current	AC ≅ 5mA @ 230VAC; DC ≅ 1 mA
Protection	
Circuitry	Encapsulated
Dielectric Breakdown	≥ 2000V RMS terminals to mounting surface
Insulation Resistance	≥ 100 MΩ
Polarity	DC units are reverse polarity protected
Mechanical	
Mounting	Surface mount with one #10 (M5 x 0.8) screw
Dimensions	H 50.8 mm (2"); W 50.8 mm (2"); D 30.7 mm (1.21")
Termination	0.25 in. (6.35 mm) male quick connect terminals
Environmental	
Operating/Storage Temperature	-40° to 60°C / -40° to 85°C
Humidity	95% relative, non-condensing
Weight	≅ 2.4 oz (68 g)

*For CE approved applications, power must be removed from the unit when a switch position is changed.

Adjustment Switch Operation



Function Diagram



Looking for pricing, stock, or lifecycle information?

Click below to explore more details on WIN SOURCE:

 [View TDUSH3001A on WIN SOURCE](#)

 [Littelfuse Inc. Information](#)

Optimize Your Supply Chain with WIN SOURCE Solutions

-  Global Sourcing Solution
-  Obsolete Management
-  Cost Control Management
-  Shortage Management
-  Alternative Solution
-  Excess Inventory Management