



**THE DATASHEET OF  
0460.375UR**



### 460 Series PICO® Slo-Blo® Surface Mount Fuse



#### Description

The 460 Series Slo-Blo® SMF Fuse is based on Littelfuse PICO® fuse through-hole technology, though offered in a surface mount package.

This series of devices meet the requirements of the RoHS directive.




#### Features

- High inrush current withstand capability
- Wide current rating range: 0.375A to 5A
- Wide operating temperature range
- Halogen free and RoHS compliant

#### Applications

- Wireless basestation
- Network equipment
- Telecom equipment

#### Agency Approvals

AGENCY	AGENCY FILE NUMBER	AMPERE RANGE
	E10480	0.375A - 5A
	29862	0.375A - 5A
	NBK030205-E10480B	1A - 5A

#### Electrical Characteristics for Series

% of Ampere Rating	Opening Time
100%	4 hours, Minimum
200%	1 second, Min.; 120 seconds, Max.
300%	0.2 second, Min.; 3 seconds, Max.
800%	0.002 second, Min.; 0.1 second, Max.

#### Additional Information



Datasheet






Resources

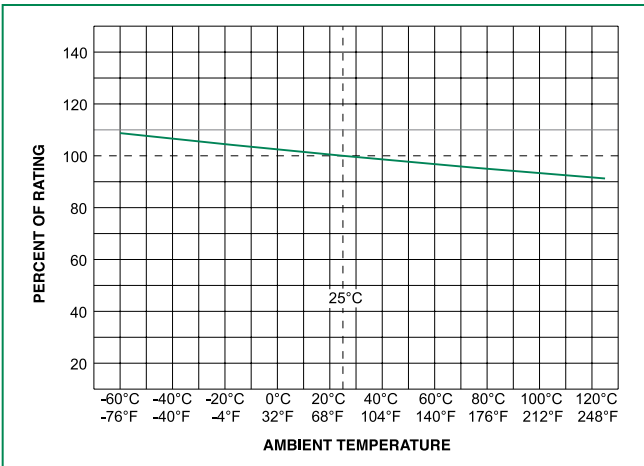


Samples

#### Electrical Specifications by Item

Ampere Rating (A)	Amp Code	Max Voltage Rating (V)	Interrupting Rating	Nominal Cold Resistance (Ohms)	Nominal Melting I <sup>2</sup> t (A <sup>2</sup> sec)	Agency Approvals		
								
0.375	.375	125	50 A @125 VAC 50 A @125 VDC	1.7400	0.085	x	x	
0.500	.500	125		1.1900	0.210	x	x	
0.750	.750	125		0.4970	0.760	x	x	
1.00	001.	125		0.2800	2.01	x	x	x
1.50	01.5	125		0.1170	3.94	x	x	x
2.00	002.	125		0.0720	7.60	x	x	x
2.50	02.5	125		0.0520	13.0	x	x	x
3.00	003.	125		0.0380	18.15	x	x	x
3.50	03.5	125		0.0240	26.8	x	x	x
4.00	004.	125		0.0200	35.0	x	x	x
5.00	005.	125		0.0133	54.8	x	x	x

**Temperature Re-rating Curve**



Note:  
1. Re-rating depicted in this curve is in addition to the standard derating of 25% for continuous operation.

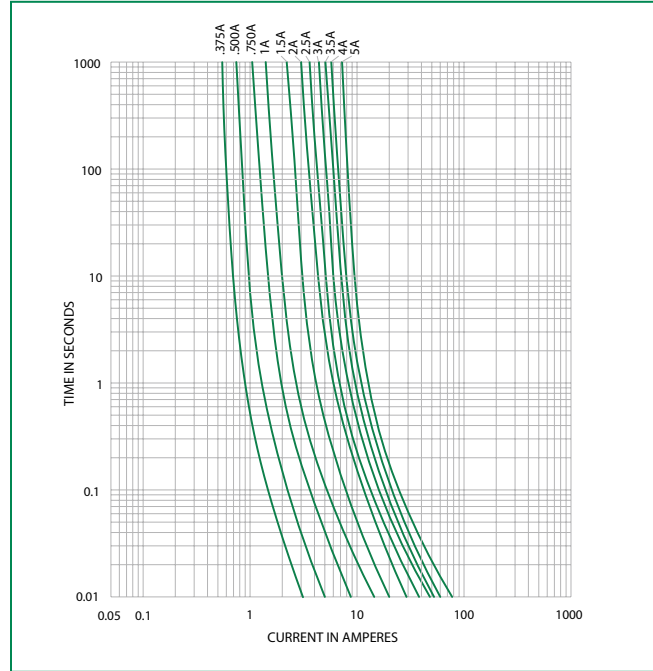
**Soldering Parameters**

Wave Soldering	260°C, 3 seconds max.
Reflow Soldering	230°C, 30 seconds max.

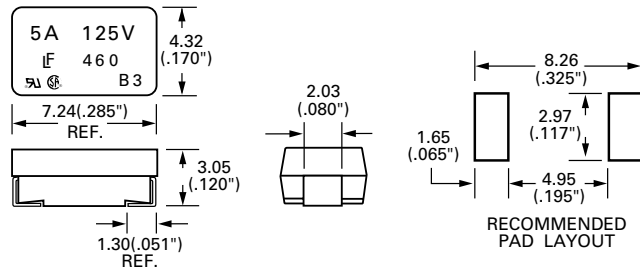
**Product Characteristics**

<b>Materials</b>	<b>Body:</b> Molded Thermoplastic <b>Terminations:</b> 100% Tin-plated Copper
<b>Solderability</b>	MIL-STD-202, Method 208
<b>Product Marking</b>	<b>Body:</b> Brand Logo, Current Rating, Voltage Rating, Series Code, Date Code, Agency Approved Logo
<b>Moisture Sensitivity</b>	Level 1 J-STD - 020
<b>Operating Temp.</b>	-55°C to 125°C (Consider re-rating)
<b>Shock</b>	MIL-STD-202, Method 213, Test Condition I (100 G's peak for 6 msecs.)
<b>Vibration</b>	MIL-STD-202, Method 201 (10-55 Hz, 0.06 inch total excursion)
<b>Salt Spray</b>	MIL-STD-202, Method 101, Test Condition B (48 hours)
<b>Insulation Resistance (After Opening)</b>	MIL-STD-202, Method 302, (10,000 ohms minimum at 100 volts)
<b>Thermal Shock</b>	MIL-STD-202, Method 107, Test Condition B (-65°C to 125°C)
<b>Moisture Resistance</b>	MIL-STD-202, Method 106, High Humidity (90-98 RH), Heat (65°C)

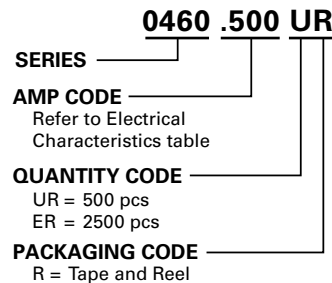
**Average Time Current Curves**



**Dimensions**



**Part Numbering System**



**Example:**  
1 Amp product is 0460 .001 UR (.5 Amp product shown above).

**Packaging**

Packaging Option	Packaging Specification	Quantity	Quantity & Packaging Code
12mm Tape and Reel	EIA RS-481-1 (IEC 286, part 3)	500	UR
		2500	ER

**Disclaimer Notice** - Information furnished is believed to be accurate and reliable. However, users should independently evaluate the suitability of and test each product selected for their own applications. Littelfuse products are not designed for, and may not be used in, all applications. Read complete Disclaimer Notice at: [www.littelfuse.com/disclaimer-electronics](http://www.littelfuse.com/disclaimer-electronics).

## Looking for pricing, stock, or lifecycle information?

Click below to explore more details on WIN SOURCE:

 [View 0460.375UR on WIN SOURCE](#)

 [Littelfuse Inc. Information](#)

## Optimize Your Supply Chain with WIN SOURCE Solutions

-  Global Sourcing Solution
-  Obsolete Management
-  Cost Control Management
-  Shortage Management
-  Alternative Solution
-  Excess Inventory Management