






# Q STRIP® COAX CABLE ASSEMBLIES

14  
Gbps



(0.50 mm) .0197" & (0.80 mm) .0315" PITCH • HQCD/EQCD SERIES

**HQCD**  
Mates:  
QTH, QSH

**EQCD**  
Mates:  
QTE, QSE

## SPECIFICATIONS

**Cable:**  
38 AWG micro coax ribbon  
**Signal Routing:**  
50 Ω Single-Ended  
**Overall Length:**  
(95.3 mm) 03.75" to  
(1 m) 40" standard  
**Cable Flexing Life:**  
>10,000 cycles  
**Cable Bending Radius:**  
<2.5mm  
**Plating:**  
Au over 50 μ" (1.27 μm) Ni  
**Current Rating:**  
EQCD = 500 mA per pin  
HQCD = 300 mA per pin  
(6 adjacent pins powered)  
**Cable Propagation Delay:**  
4.79 nsec/meter  
**Operating Temp Range:**  
-25 °C to +105 °C  
**Unmating Force (-RT1 option):**  
-RT1 option increases  
unmating force up to 50%

SERIES	NO. OF POSITIONS PER ROW	WIRE LENGTH	END NO. 1	END NO. 2	WIRING OPTION	END OPTIONS
<b>HQCD</b> = (0.50 mm) .0197" pitch	<b>-030, -060, -090</b> (HQCD Series)	<b>-"XX.XX"</b> = Wire Length in Inches (43.7 mm) 01.72" minimum	Specify <b>END ASSEMBLIES</b> from chart		<b>-1</b> = Pin 1 to Pin 1	Leave blank for no Screw Mount & Retention End Option
<b>EQCD</b> = (0.80 mm) .0315" pitch	<b>-020, -040, -060</b> (EQCD Series)				<b>-2</b> = Pin 1 to Pin 2	<b>-F</b> = Screw Mount End No. 1 only (Not available with XPX options)
					<b>-3</b> = Pin 1 to Second to Last Pin	<b>-S</b> = Screw Mount End No. 2 only
					<b>-4</b> = Pin 1 to Last Pin	<b>-B</b> = Screw Mount Both Ends (Not available with XPX options)
						<b>-1</b> = End No. 1 Screw Mount. End No. 2 Retention Pin or Socket
						<b>-2</b> = End No. 1 Retention Pin or Socket. End No. 2 Screw Mount Option


  

**END NO. 1  
(-STL SHOWN)**

**END NO. 2  
(-STR SHOWN)**

OAL = Wire Length + (24.13) .950  
Wire Length ± (1.27) .050



**Notes:**  
Cable lengths longer than  
40.00" (1 meter) are not  
supported with S.I. test data.

Design your full cable  
assembly with Samtec's  
High-Speed Cable  
Solutionator® at  
www.samtec.com/cablebuilder

This Series is non-standard,  
non-returnable.



END 1 or END 2	SURFACE MOUNT
TTR	Terminal, Top Mount, Notch Right
TTL	Terminal, Top Mount, Notch Left
TBR	Terminal, Bottom Mount, Notch Right
TBL	Terminal, Bottom Mount, Notch Left
STR	Socket, Top Mount, Notch Right
STL	Socket, Top Mount, Notch Left
SBR	Socket, Bottom Mount, Notch Right
SBL	Socket, Bottom Mount, Notch Left

END 1 or END 2	EDGE MOUNT
TEU	Terminal, Edge Mount, Notch Up
TED	Terminal, Edge Mount, Notch Down
SEU	Socket, Edge Mount, Notch Up
SED	Socket, Edge Mount, Notch Down

END1 ONLY	PANEL MOUNT
TPU	Terminal, Panel Mount, Notch Up
TPD	Terminal, Panel Mount, Notch Down
SPU	Socket, Panel Mount, Notch Up
SPD	Socket, Panel Mount, Notch Down

## Looking for pricing, stock, or lifecycle information?

Click below to explore more details on WIN SOURCE:

-  [View HQCD-090-12.00-TEU-SEU-1 on WIN SOURCE](#)
-  [Samtec Inc. Information](#)

## Optimize Your Supply Chain with WIN SOURCE Solutions

-  Global Sourcing Solution
-  Obsolete Management
-  Cost Control Management
-  Shortage Management
-  Alternative Solution
-  Excess Inventory Management