



**THE DATASHEET OF
TW-03-08-T-D-440-200**



DO NOT SCALE FROM THIS PRINT

UNLESS OTHERWISE NOTED DIMENSIONS ARE IN INCHES TOLERANCES ARE:

ONE PLACE DECIMALS ± .1[2.54mm] THREE PLACE DECIMALS ± .005[.13mm] ANGLES ± 5°
 TWO PLACE DECIMALS ± .01[.25mm] FOUR PLACE DECIMALS ± .0020[.05mm]

TITLE: HIGH TEMP 2mm TERMINAL STRIP (BOARD STACKING)

DWG NO: TW-XX-XX-X-X-XXX-XXX-XXX-XX SHEET 1 OF 3

LEAD STYLE	TERMINAL	"L"		"C"	
		OVERALL LENGTH			
-01	T-1S13-20-X-2	.3228	[8.199]	.100	[2.54]
-02	T-1S13-02-X-2	.3770	[9.576]	.150	[3.81]
-03	T-1S13-03-X-2	.5347	[13.581]	.150	[3.81]
-04	T-1S13-06-X-2	.5550	[14.097]	.100	[2.54]
-05	T-1S13-09-X-2	.5940	[15.088]	.100	[2.54]
-06	T-1S13-10-X-2	.6730	[17.094]	.100	[2.54]
-07	T-1S13-11-X-2	.7510	[19.075]	.100	[2.54]
-08	T-1S13-12-X-2	.8300	[21.082]	.100	[2.54]
-09	T-1S13-13-X-2	.4560	[11.582]	.100	[2.54]
-10	T-1S13-14-X-2	.6140	[15.596]	.100	[2.54]
-11	T-1S13-05-X-2	.3970	[10.084]	.100	[2.54]
-12	T-1S13-16-X-2	1.110	[28.194]	.100	[2.54]

NOTE: LEAD STYLE -08 & -12 NOT AVAILABLE IN -T, -Q-5 & 6 ROW OPTION.

TW-XX-XX-X-X-XXX-XXX-XXX-XX

No. OF POSITIONS EXPRESSED IN # OF POS. -01 THRU -50
 "XX"= No. OF POS. X .07874 [2.00]

LEAD STYLE (SEE TABLE 1) (SEE *NOTE)

PLATING
 -G: 20µ" GOLD ON CONTACT AREA, 3µ" GOLD ON TAIL
 -T: MATTE TIN CONTACT AND TAIL
 -S: 30µ" SELECTIVE GOLD ON CONTACT AREA, MATTE TIN TAIL
 -L: 10µ" SELECTIVE GOLD ON CONTACT AREA, MATTE TIN TAIL
 -TL: TIN/LEAD (90/10+/-5%) CONTACT AND TAIL
 -F: 3µ" FLASH GOLD ON CONTACT AREA, MATTE TIN TAIL
 -H: 30µ" GOLD ON CONTACT AREA, 3µ" GOLD ON TAIL
 -STL: 30µ" SELECTIVE GOLD ON CONTACT AREA, TIN/LEAD (90/10+/-5%) TAIL (-08 & -12 LEAD STYLES ONLY)
 -TM: MATTE TIN CONTACT AND TAIL
 -LM: 10µ" SELECTIVE GOLD ON CONTACT AREA, MATTE TIN TAIL
 -FM: 3µ" FLASH GOLD ON CONTACT AREA, MATTE TIN TAIL
 -SM: 30µ" SELECTIVE GOLD ON CONTACT AREA, MATTE TIN TAIL

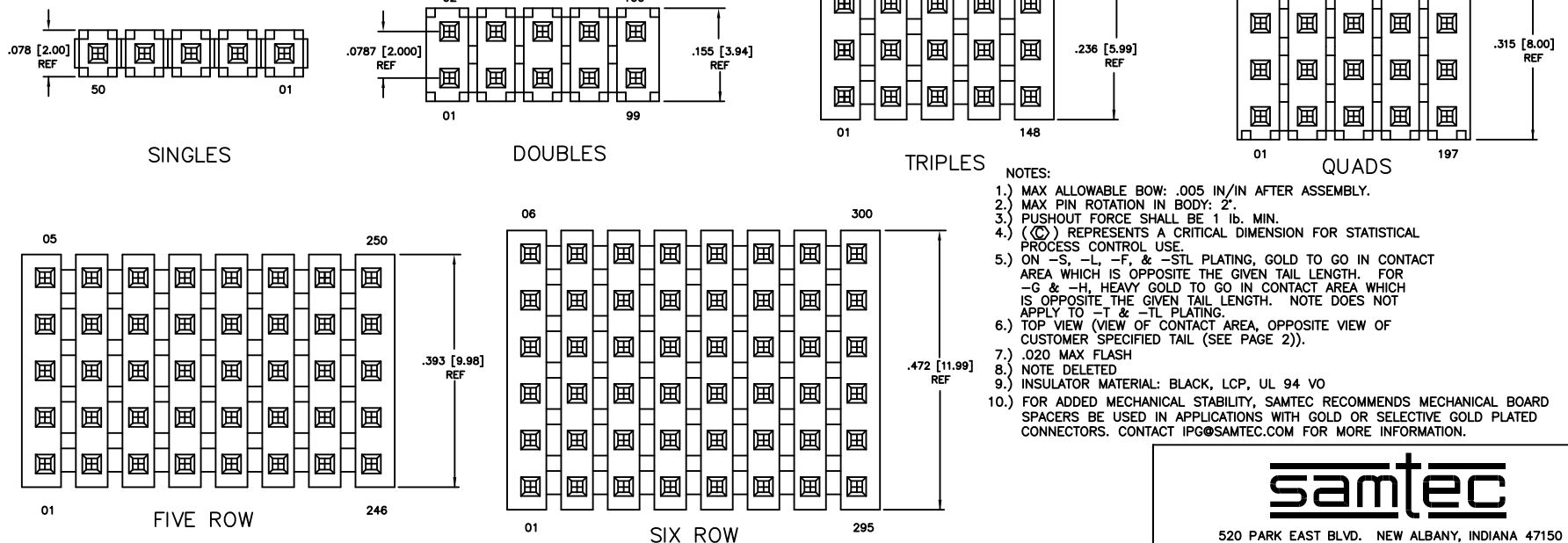
OPTION
 ** -MW: METAL WASHER (NOT AVAILABLE IN -12 LEAD STYLE) (NOT AVAILABLE FOR -S VERSION) (SEE FIG. 2, SHT. 3) (.090 [2.29] MIN TAIL) (.300 [7.62] MAX TAIL ONLY FOR -T & -TL OPTIONS.) (ALL -MW OPTIONS ARE TO BE TUBED)

POLARIZATION OPTION
 SPECIFY POS. TO BE REMOVED (SEE FIGURE 1)

TAIL LENGTH
 SPACE OPTION
 -S, -D, -Q: (.120 MIN.)
 -T, -5, -6: (.160 MIN.)
 MAX = 'L' - .050

ROW OPTION
 -S: SINGLE (USE BODY TMM-50-S)
 -D: DOUBLE (USE BODY TMM-50-D: .120-.1599 BOARD SPACE (ABOVE .160 MIN USE BODY TMMC-50-D) (CAN SUB TMMH-50-D OR TMMH-50-D-L FOR TMMC-50-D)
 -T: TRIPLE (USE BODY TMMH-50-T)
 -Q: QUAD (USE BODY TMM-50-Q)
 -5: FIVE ROW (USE BODY TMMH-50-5)
 -6: SIX ROW (USE BODY TMMH-50-6)

FIG 1
 SCALE: .75x
 (SEE NOTE 6)



** - MW OPTION, DO NOT DESIGN IN. SAMTEC WILL ONLY SUPPORT EXISTING BUSINESS 2/07/02.

- NOTES:
- 1.) MAX ALLOWABLE BOW: .005 IN/IN AFTER ASSEMBLY.
 - 2.) MAX PIN ROTATION IN BODY: 2°.
 - 3.) PUSHOUT FORCE SHALL BE 1 lb. MIN.
 - 4.) (C) REPRESENTS A CRITICAL DIMENSION FOR STATISTICAL PROCESS CONTROL USE.
 - 5.) ON -S, -L, -F, & -STL PLATING, GOLD TO GO IN CONTACT AREA WHICH IS OPPOSITE THE GIVEN TAIL LENGTH. FOR -G & -H, HEAVY GOLD TO GO IN CONTACT AREA WHICH IS OPPOSITE THE GIVEN TAIL LENGTH. NOTE DOES NOT APPLY TO -T & -TL PLATING.
 - 6.) TOP VIEW (VIEW OF CONTACT AREA, OPPOSITE VIEW OF CUSTOMER SPECIFIED TAIL (SEE PAGE 2)).
 - 7.) .020 MAX FLASH
 - 8.) NOTE DELETED
 - 9.) INSULATOR MATERIAL: BLACK, LCP, UL 94 VO
 - 10.) FOR ADDED MECHANICAL STABILITY, SAMTEC RECOMMENDS MECHANICAL BOARD SPACERS BE USED IN APPLICATIONS WITH GOLD OR SELECTIVE GOLD PLATED CONNECTORS. CONTACT IPG@SAMTEC.COM FOR MORE INFORMATION.

FIG 1

PROPRIETARY NOTE
 THIS DOCUMENT CONTAINS INFORMATION CONFIDENTIAL AND PROPRIETARY TO SAMTEC INC. AND SHALL NOT BE REPRODUCED OR TRANSMITTED TO OTHER DOCUMENTS OR DISCLOSED TO OTHERS OR USED FOR ANY PURPOSE OTHER THAN THAT FOR WHICH IT WAS OBTAINED WITHOUT THE EXPRESSED WRITTEN CONSENT OF SAMTEC INC.

samtec



520 PARK EAST BLVD. NEW ALBANY, INDIANA 47150
 PHONE (812) 944-6733 P.O. BOX 1147
 CODE 55322

MISC\MKTG MADE BY: MATT CARTER 6-19-98
 TW-XX-XX-X-X-XXX-XXX-XXX-XX-MKT1

TW-XX-XX-X-X-XXX-XXX-XXX-XX SHEET 1 OF 3

Looking for pricing, stock, or lifecycle information?

Click below to explore more details on WIN SOURCE:

-  [View TW-03-08-T-D-440-200 on WIN SOURCE](#)
-  [Samtec Inc. Information](#)

Optimize Your Supply Chain with WIN SOURCE Solutions

-  Global Sourcing Solution
-  Obsolete Management
-  Cost Control Management
-  Shortage Management
-  Alternative Solution
-  Excess Inventory Management