



**THE DATASHEET OF  
EEJ-L1VD226R**



### Surface Mount Type

Series: TE-L



Japan  
China

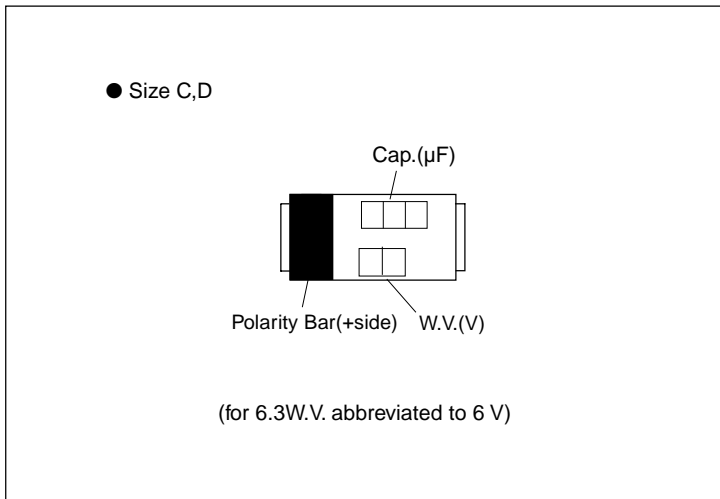


■ Features Low ESR

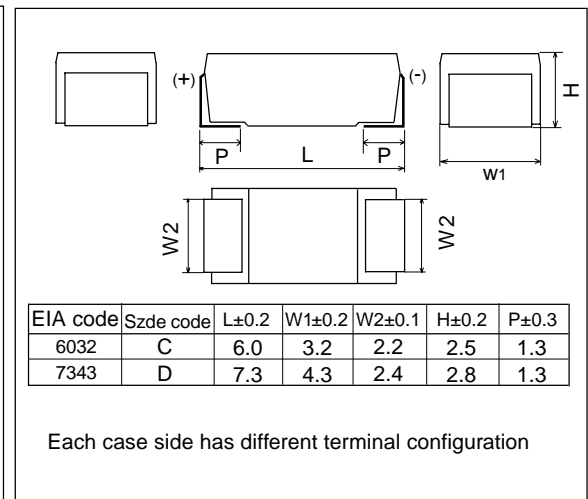
■ Specifications

Category temp. range	-55 to 125°C	
Rated W.V. Range	4 to 35 V .DC	
Nominal Cap. Range	6.8 to 330 μ F	
Capacitance Tolerance	±20 % (120Hz/20°C)	
DC Leakage Current	I ≤ 0.01CV or 0.5 (μA) after 2 minutes application of rated working voltage at 20°C. (Whichever is greater)	
tanδ	Please see the attached standard products list	
Resistance to Soldering Heat	The capacitor shall withstand dipping into solder for 5±1 seconds at 260 ±5°C	
Moisture Resistance	After 500 hours exposure at 40°C and 90 to 95 % R.H. without load, the capacitor shall meet the following limits.	
	Capacitance change	±10% of initial measured value
	tanδ	≤ initial specified value
	DC leakage current	≤ initial specified value
Endurance	After 2000 hours application of rated DC working voltage at 85°C or derated voltage at 125°C, the capacitor shall meet the following limits.	
	Capacitance change	±10% of initial measured value
	tanδ	≤ initial specified value
	DC leakage current	≤125 % of initial specified value

### ■ Marking



### ■ Dimensions in mm (not to scale)



### ■ Case size

Cap.(μF)	W.V.(V,DC)	4(0G)	6.3(0J)	10(1A)	16(1C)	20(1D)	25(1E)	35(1V)
6.8 (685)								C
10 (106)						C	C	D
15 (156)						C	D	D
22 (226)							D	D
33 (336)					C	D	D	
47 (476)				C	D			
68 (686)								
100 (107)		C	C	D				
150 (157)			D	D				
220 (227)		D	D					
330 (337)		D						

Note : 1. ( ) indicates W.V. and capacitance code.  
 2. When selecting W.V. refer to page 20.  
 3. Other rating upon request (voltage, capacitance, tolerance, size)



■ Standard Products

W.V. (V)	Cap. (±20%) (μF)	Case Size		Specification				Part No.	Min. Packaging
		L x W x H (mm)	Size Code	tan δ (120Hz) (20°C)	L.C (μA)	ESR (100kHz) (Ω)	Ripple current (100kHz) (20°C) (mA)		Q'ty Taping (pcs)
4	100	6.0x3.2x2.5	C	0.08	4.0	0.30	606	EEJL0GC107R	750
	220	7.3x4.3x2.8	D	0.12	8.8	0.10	1225	EEJL0GD227R	750
	330	7.3x4.3x2.8	D	0.14	13.2	0.10	1225	EEJL0GD337R	750
6.3	100	6.0x3.2x2.5	C	0.08	6.3	0.30	606	EEJL0JC107R	750
	150	7.3x4.3x2.8	D	0.08	9.5	0.10	1225	EEJL0JD157R	750
	220	7.3x4.3x2.8	D	0.12	13.9	0.10	1225	EEJL0JD227R	750
10	47	6.0x3.2x2.5	C	0.06	4.7	0.40	524	EEJL1AC476R	750
	100	7.3x4.3x2.8	D	0.08	10.0	0.10	1225	EEJL1AD107R	750
	150	7.3x4.3x2.8	D	0.10	15.0	0.10	1225	EEJL1AD157R	750
16	33	6.0x3.2x2.5	C	0.06	5.3	0.40	524	EEJL1CC336R	750
	47	7.3x4.3x2.8	D	0.06	7.6	0.15	1000	EEJL1CD476R	750
20	10	6.0x3.2x2.5	C	0.06	2.0	0.45	494	EEJL1DC106R	750
	15	6.0x3.2x2.5	C	0.06	3.0	0.45	494	EEJL1DC156R	750
	33	7.3x4.3x2.8	D	0.06	6.6	0.20	866	EEJL1DD336R	750
25	10	6.0x3.2x2.5	C	0.06	2.5	0.45	494	EEJL1EC106R	750
	15	7.3x4.3x2.8	D	0.06	3.8	0.25	775	EEJL1ED156R	750
	22	7.3x4.3x2.8	D	0.06	5.5	0.20	866	EEJL1ED226R	750
	33	7.3x4.3x2.8	D	0.08	8.3	0.20	866	EEJL1ED336R	750
35	6.8	6.0x3.2x2.5	C	0.06	2.4	0.60	428	EEJL1VC685R	750
	10	7.3x4.3x2.8	D	0.06	3.5	0.30	707	EEJL1VD106R	750
	15	7.3x4.3x2.8	D	0.06	5.3	0.30	707	EEJL1VD156R	750
	22	7.3x4.3x2.8	D	0.08	7.7	0.30	866	EEJL1VD226R	750

Design, Specifications are subject to change without notice. Ask factory for technical specifications before purchase and/or use. Whenever a doubt about safety arises from this product, please inform us immediately for technical consultation without fail.

## Looking for pricing, stock, or lifecycle information?

Click below to explore more details on WIN SOURCE:

-  [View EEJ-L1VD226R on WIN SOURCE](#)
-  [Panasonic Information](#)

## Optimize Your Supply Chain with WIN SOURCE Solutions

-  Global Sourcing Solution
-  Obsolete Management
-  Cost Control Management
-  Shortage Management
-  Alternative Solution
-  Excess Inventory Management