



**THE DATASHEET OF
CYTMA445A-44LQI35ZZ**



TrueTouch® Multi-Touch All-Points Touchscreen Controller

Features

- Multi-touch capacitive touchscreen controller
 - 32-bit ARM® Cortex™ CPU
 - Register-configurable
 - Noise-suppression technologies for battery charger and display
 - Effective 24-V drive for higher signal-to-noise ratio (SNR)
 - ChargerArmor™ for charger noise immunity
 - External display synchronization
 - Water rejection and wet-finger tracking using DualSense™
 - Multi-touch glove with automatic mode switching
 - Ten fingers with thin glove (≤1-mm thick)
 - Two fingers with thick glove (≤5-mm thick)
 - Fingernail tracking
 - Grip suppression
 - Large object rejection
 - Automatic baseline tracking to environmental changes
 - Low-power look-for-touch mode
 - Field upgrades via bootloader
 - Android™ driver support
 - Cypress Manufacturing Test Kit (MTK)
 - Touchscreen sensor self-test and Panel ID reporting
- System performance (configuration dependent)
 - Screen sizes up to 5.0-inch diagonal
 - 4.8-mm sensor pitch; 16:9 aspect ratio
 - Up to 36 sense pins
 - 308 intersections (22 × 14)
 - Reports up to ten fingers
 - Small finger support down to 4 mm
 - Large finger support up to 30 mm
 - Refresh rate up to 300 Hz; other rates configurable
 - TX frequency up to 500 kHz
 - Best-in-class charger noise immunity
 - Immunity up to 35-V peak-to-peak (V_{PP})
 - Immunity to AT&T® Zero charger noise
- Power (configuration-dependent)
 - 1.71- to 1.95-V or 2.0- to 5.5-V digital and I/O supply
 - 2.65- to 4.7-V analog supply
 - 4-mW average power
 - 5.7- μ W typical deep-sleep power
- Sensor and system design (configuration-dependent)
 - Supports a variety of touchscreen sensors and stackups
 - Manhattan, diamond, Single-Layer Independent Multi-touch (SLIM®), and Totem-pole patterns
 - Sensor-on-Lens (SOL)
 - Plastic (PET) and glass-sensor substrates
 - LCD, AMOLED, and IPS displays
 - Metal mesh
 - Single-layer flexible printed circuit (FPC) routing enabled by flexible TX/RX configurations
- Communication interface
 - I²C slave at 100 and 400 kbps
 - SPI slave bit rates up to 8 Mbps^[1]
- Package options
 - 44-pin 5 × 5 × 0.6-mm QFN (0.35-mm lead pitch)
 - 48-pin 6 × 6 × 0.6-mm QFN (0.4-mm lead pitch)

Note

1. SPI support is only available in 48-pin QFN package.

Ordering Information

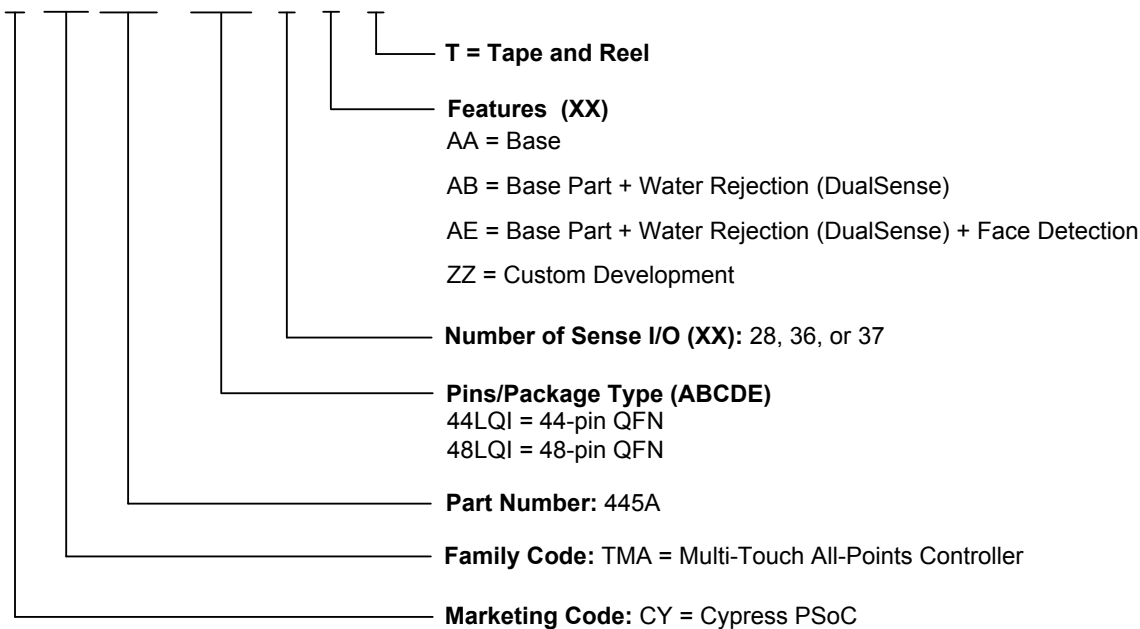
Table 1 lists the CYTMA445A TrueTouch touchscreen controllers. For information on other TrueTouch families, visit <http://www.cypress.com/truetouch>.

Table 1. Device Ordering Information^[2]

Device Part Number		TrueTouch				Package
Segmentation	Part Number	Sense I/O	35-V _{PP} Charger Armor	DualSense	Glove	Type
Base Part	CYTMA445A-44LQI28AA(T)	28	✓	–	–	44-Pin QFN
	CYTMA445A-44LQI33AA(T)	33	✓	–	–	44-Pin QFN
	CYTMA445A-44LQI35AA(T)	35	✓	–	–	44-Pin QFN
	CYTMA445A-48LQI36AA(T)	36	✓	–	–	48-Pin QFN
DualSense	CYTMA445A-44LQI28AB(T)	28	✓	✓	–	44-Pin QFN
	CYTMA445A-44LQI33AB(T)	33	✓	✓	–	44-Pin QFN
	CYTMA445A-44LQI35AB(T)	35	✓	✓	–	44-Pin QFN
	CYTMA445A-48LQI36AB(T)	36	✓	✓	–	48-Pin QFN
Advanced Feature	CYTMA445A-44LQI35AE(T)	35	✓	✓	✓	44-Pin QFN
	CYTMA445A-48LQI36AE(T)	36	✓	✓	✓	48-Pin QFN
Custom (Reserved for Kits)	CYTMA445A-44LQI35ZZ(T)	35	✓	✓	✓	44-Pin QFN
	CYTMA445A-48LQI36ZZ(T)	36	✓	✓	✓	48-Pin QFN

Ordering Code Definitions

CYTMA 445A - ##LQI ## XX (T)



Notes

2. All devices have the following base features: ChargerArmor, CapSense buttons, Large Object Detection and Rejection, and Grip Suppression.

Document History Page

Document Title: CYTMA445A, TrueTouch® Multi-Touch All-Points Touchscreen Controller Document Number: 001-90901				
Revision	ECN	Orig. of Change	Submission Date	Description of Change
**	4379892	SWU	05/14/2014	New datasheet.
*A	4427766	SWU	07/02/2014	Changed maximum V _{DDA} supply from 5.5 V to 4.7 V. Changed Deep Sleep power from 5.674 μW to 6.3 μW. Changed charger noise (ChargerArmor) immunity from 15Vpp to 35 Vpp. Fixed typo for supported Charger Armor voltage in Ordering Information table. Fixed MPN sense I/O typo in Ordering Information table.
*B	4484730	SWU	08/27/2014	Added "Datasheet" to document title.
*C	4670224	SWU	02/25/2015	Fixed typo: Removed footnote link from External display synchronization on the front page. Removed support for On-cell/hybrid in-cell touch-integrated display modules.
*D	5316805	ELG	06/21/2016	Updated Features . Updated Ordering Information . Updated CY Logo and Sales Disclaimer.

Sales, Solutions, and Legal Information

Worldwide Sales and Design Support

Cypress maintains a worldwide network of offices, solution centers, manufacturer's representatives, and distributors. To find the office closest to you, visit us at [Cypress Locations](#).

Products

ARM® Cortex® Microcontrollers	cypress.com/arm
Automotive	cypress.com/automotive
Clocks & Buffers	cypress.com/clocks
Interface	cypress.com/interface
Lighting & Power Control	cypress.com/powerpsoc
Memory	cypress.com/memory
PSoC	cypress.com/psoc
Touch Sensing	cypress.com/touch
USB Controllers	cypress.com/usb
Wireless/RF	cypress.com/wireless

PSoC® Solutions

[PSoC 1](#) | [PSoC 3](#) | [PSoC 4](#) | [PSoC 5LP](#)

Cypress Developer Community

[Forums](#) | [Projects](#) | [Video](#) | [Blogs](#) | [Training](#) | [Components](#)

Technical Support

cypress.com/support



© Cypress Semiconductor Corporation, 2013-2016. This document is the property of Cypress Semiconductor Corporation and its subsidiaries, including Spansion LLC ("Cypress"). This document, including any software or firmware included or referenced in this document ("Software"), is owned by Cypress under the intellectual property laws and treaties of the United States and other countries worldwide. Cypress reserves all rights under such laws and treaties and does not, except as specifically stated in this paragraph, grant any license under its patents, copyrights, trademarks, or other intellectual property rights. If the Software is not accompanied by a license agreement and you do not otherwise have a written agreement with Cypress governing the use of the Software, then Cypress hereby grants you a personal, non-exclusive, nontransferable license (without the right to sublicense) (1) under its copyright rights in the Software (a) for Software provided in source code form, to modify and reproduce the Software solely for use with Cypress hardware products, only internally within your organization, and (b) to distribute the Software in binary code form externally to end users (either directly or indirectly through resellers and distributors), solely for use on Cypress hardware product units, and (2) under those claims of Cypress's patents that are infringed by the Software (as provided by Cypress, unmodified) to make, use, distribute, and import the Software solely for use with Cypress hardware products. Any other use, reproduction, modification, translation, or compilation of the Software is prohibited.

TO THE EXTENT PERMITTED BY APPLICABLE LAW, CYPRESS MAKES NO WARRANTY OF ANY KIND, EXPRESS OR IMPLIED, WITH REGARD TO THIS DOCUMENT OR ANY SOFTWARE OR ACCOMPANYING HARDWARE, INCLUDING, BUT NOT LIMITED TO, THE IMPLIED WARRANTIES OF MERCHANTABILITY AND FITNESS FOR A PARTICULAR PURPOSE. To the extent permitted by applicable law, Cypress reserves the right to make changes to this document without further notice. Cypress does not assume any liability arising out of the application or use of any product or circuit described in this document. Any information provided in this document, including any sample design information or programming code, is provided only for reference purposes. It is the responsibility of the user of this document to properly design, program, and test the functionality and safety of any application made of this information and any resulting product. Cypress products are not designed, intended, or authorized for use as critical components in systems designed or intended for the operation of weapons, weapons systems, nuclear installations, life-support devices or systems, other medical devices or systems (including resuscitation equipment and surgical implants), pollution control or hazardous substances management, or other uses where the failure of the device or system could cause personal injury, death, or property damage ("Unintended Uses"). A critical component is any component of a device or system whose failure to perform can be reasonably expected to cause the failure of the device or system, or to affect its safety or effectiveness. Cypress is not liable, in whole or in part, and you shall and hereby do release Cypress from any claim, damage, or other liability arising from or related to all Unintended Uses of Cypress products. You shall indemnify and hold Cypress harmless from and against all claims, costs, damages, and other liabilities, including claims for personal injury or death, arising from or related to any Unintended Uses of Cypress products.

Cypress, the Cypress logo, Spansion, the Spansion logo, and combinations thereof, PSoC, CapSense, EZ-USB, F-RAM, and Traveo are trademarks or registered trademarks of Cypress in the United States and other countries. For a more complete list of Cypress trademarks, visit cypress.com. Other names and brands may be claimed as property of their respective owners.

Looking for pricing, stock, or lifecycle information?

Click below to explore more details on WIN SOURCE:

-  [View CYTMA445A-44LQI35ZZ on WIN SOURCE](#)
-  [Cypress Semiconductor Corp](#) Information

Optimize Your Supply Chain with WIN SOURCE Solutions

-  Global Sourcing Solution
-  Obsolete Management
-  Cost Control Management
-  Shortage Management
-  Alternative Solution
-  Excess Inventory Management