



THE DATASHEET OF
3364X-1-503E



AVAILABLE THROUGH DISTRIBUTION



BOURNS®

Features

- SMD Single-Turn / Cermet / Industrial Open Frame
- Cross slot rotor designs suitable for automatic adjustment equipment
- Supplied in 12mm embossed tape, compatible with automatic pick-and-place assembly equipment

- Recommended for reflow solder processing only

3364 - 4mm Square Trimming Potentiometer

Electrical Characteristics

Standard Resistance Range
100 ohms to 1 megohm
 (see standard resistance table)
 Resistance Tolerance±25% std.
 End Resistance
 <1K20 ohms max.
 >1K2%
 Contact Resistance Variation
 (Voltage Divider)5% max.
 ResolutionInfinite
 Adjustment Angle260°±20°

Environmental Characteristics

Power Rating (50 volts max.)
 70°C0.2 watt
 Temperature Range
-40°C to +125°C
 Temperature Coefficient
±250ppm/°C
 Humidity500 hours (5% ΔTR)
 Load Life500 hours
 0.2 watt @ 70°C (5% ΔTR)
 Rotational Life20 cycles (15% ΔTR)

Physical Characteristics

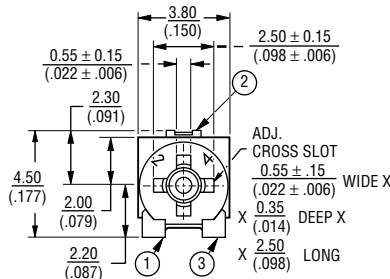
Torque20 to 200g-cm
 Mechanical AngleContinuous
 MarkingResistance code, manufacturer's full part number and date code on packaging
 TerminalsSolder coated
 Standard Packaging
1000 pcs./7" reel
 Adjustment ToolH-90
 Reflow solder processing recommended

How To Order

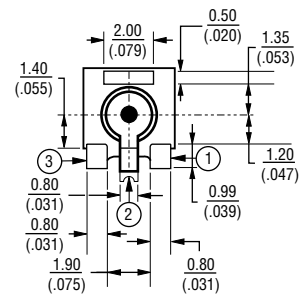
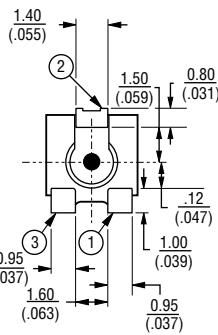
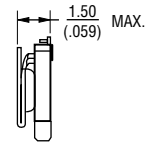
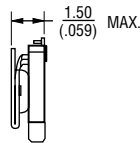
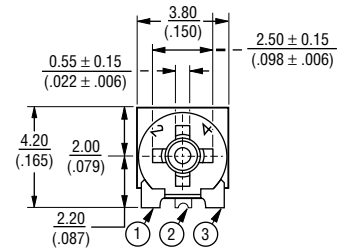
3364 X - 1 - 103 E

Model _____
 Style _____
 Orientation of parts in tape:
 Styles W,A
 Terminals toward sprocket holes
 Styles X,B
 Terminals away from sprocket holes
 Standard Product _____
 Resistance Code _____
 Embossed Tape Designator _____
 E = 1000 pcs./7" reel (-1 standard)
 G = 5000 pcs./14.5" reel (-1 optional)
 Consult factory for other available options.

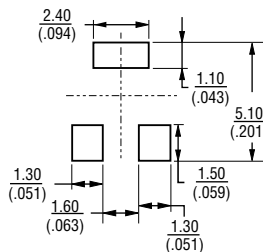
Common Dimensions 3364W, X 3-Terminal



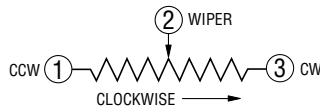
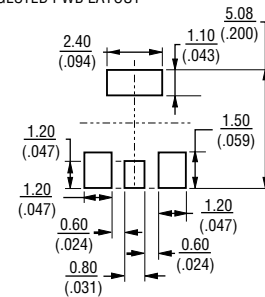
3364A, B 3-Terminal



SUGGESTED PWB LAYOUT



SUGGESTED PWB LAYOUT



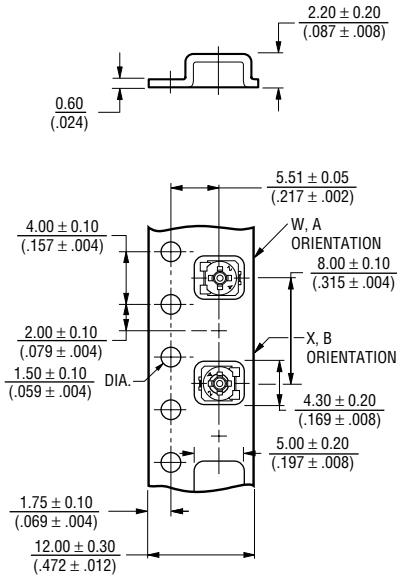
TOLERANCES: ± 0.25 (.010) EXCEPT WHERE NOTED

DIMENSIONS ARE: METRIC (INCHES)

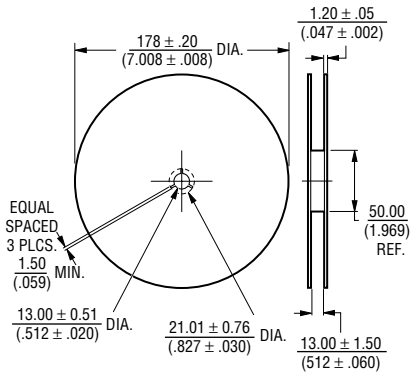
3364 - 4mm Square Trimming Potentiometer

BOURNS®

Packaging Specifications



TAPE



REEL

Conforms with EIA specification RS-481.

Standard Resistance Table

| Resistance (Ohms) | Resistance Code | Part Marking |
|-------------------|-----------------|--------------|
| 100 | 101 | 12 |
| 200 | 201 | 22 |
| 500 | 501 | 52 |
| 1,000 | 102 | 13 |
| 2,000 | 202 | 23 |
| 5,000 | 502 | 53 |
| 10,000 | 103 | 14 |
| 20,000 | 203 | 24 |
| 50,000 | 503 | 54 |
| 100,000 | 104 | 15 |
| 200,000 | 204 | 25 |
| 500,000 | 504 | 55 |
| 1,000,000 | 105 | 16 |

Popular values listed in boldface. Special resistances available.

Looking for pricing, stock, or lifecycle information?

Click below to explore more details on WIN SOURCE:

- [View 3364X-1-503E on WIN SOURCE](#)
- [Bourns Inc. Information](#)

Optimize Your Supply Chain with WIN SOURCE Solutions

- ✓ Global Sourcing Solution
- ✓ Obsolete Management
- ✓ Cost Control Management
- ✓ Shortage Management
- ✓ Alternative Solution
- ✓ Excess Inventory Management