



**THE DATASHEET OF  
MT3672B**





### MT4500 Series Two Layer ESD Table Mat

**Protect your sensitive items as well as your work surface with durable ESD matting.**

The 4500 series ESD control mats from Transforming Technologies are made of a durable 0.080" thick rubber. A conductive layer backs the static dissipative top layer that creates outstanding electrical performance characteristics. The 4500 series offers excellent resistance to hot solders, soldering irons and most solvents.

MT4500 is available in rolls or cut mats. Cut mats are packaged individually with 10mm snaps and a common point ground cord. Full rolls are 50ft long and can be easily cut with a utility knife to fit your unique workstation. Available in nasa blue, royal blue, green and gray colors.

Meets or exceeds the requirements of ANSI/ESD S20.20 per ANSI/ESD STM4.1



### Features

- **Two Layer Rubber: 10<sup>6</sup>-10<sup>8</sup> Rtt**
- **Excellent Resistance to Hold Solders, Soldering Irons and Most Solvents**
- **Available in 50ft rolls or an Assortment of Ready Made Table Mats**
- **Nasa Blue, Royal Blue, Green, and Gray**

### Applications:

**Creates an ESD safe work area by providing a path-to-ground for electrical charges as well as protecting the work surface from damage.**

#### Specifications:

Thickness	0.080"
Hardness	60 Shore A
Tensile Strength	>1000 PSI
Elongation	>300%
Temperature	190F (87C)
Color	Nasa Blue, Gray, Royal Blue
Rubber	Premium NBR
RTGP	8 x 10 <sup>6</sup> ohms
RTT	2 x 10 <sup>6</sup> ohms
Charge Decay	0.01Seconds

Meets or exceeds the requirements of ANSI/ESD S20.20 per ANSI/ESD STM4.1

The ESD matting is rated to 190F (87C). The mats are heat resistant, not heat proof. They will withstand exposure to high temperatures, but it is dependant on exposure time.

#### Part Numbers:

Full Rolls	
MT4524B	Roll Nasa Blue, 24" x 50' x .080"
MT4530B	Roll, Nasa Blue, 30" x 50' x .080"
MT4536B	Roll, Nasa Blue, 36" x 50' x .080"
MT4548B	Roll, Nasa Blue, 48" x 50' x .080"

Replace "B" at the end of the part number with "RB" for royal blue, "GN" from green or "GY" for gray

#### Part Numbers:

Cut Mats	
MT2436	Mat, 24" x 36" x .080", Hardware
MT2448	Mat, 24" x 48" x .080", Hardware
MT2460	Mat, 24" x 60" x .080", Hardware
MT2472	Mat, 24" x 72" x .080", Hardware
MT3648	Mat, 36" x 48" x .080", Hardware
MT3672	Mat, 36" x 72" x .080", Hardware



#### Shipping Dimensions and Weights

Roll, 24"x50':	60lbs - 25"x 9"x 9"
Roll, 30"x50':	74lbs - 31"x 9"x 9"
Roll, 36"x50':	95lbs - 37"x 9"x 9"
Roll, 48"x50':	116lbs - 49"x 9"x 9"

This document is prepared for our customers as a service, and is to the best of our knowledge true and accurate. However, it is understood and agreed by the users of this document that we will accept no liability for the conclusions reached. Users of this document may therefore wish to perform additional testing before determining that products mentioned are suitable.

## Looking for pricing, stock, or lifecycle information?

Click below to explore more details on WIN SOURCE:

-  [View MT3672B on WIN SOURCE](#)
-  [Transforming Technologies, LLC Information](#)

## Optimize Your Supply Chain with WIN SOURCE Solutions

-  Global Sourcing Solution
-  Obsolete Management
-  Cost Control Management
-  Shortage Management
-  Alternative Solution
-  Excess Inventory Management