



# THE DATASHEET OF RD-1205D



# Features


# Unregulated Converters

- 2W dual output converter
- Industry standard SIP7 packages
- Power sharing on outputs
- Optional continuous short circuit protection
- 1kVDC and 2kVDC basic isolation
- UL94 V-0 package material
- Efficiency up to 87%



## RD

**2 Watt  
SIP7  
Dual Output**



EN60950-1 certified  
IEC60950-1 certified

## Description

The RD series have been specifically designed for applications where dual power rails need to be created from a single rail supply and a low cost solution is required. With efficiencies up to 87%, the full output power is available over the operating temperature range -40°C to +85°C and the converters can be used in ambient temperatures of up to 100°C with derating. The wide selection of industry standard input voltage and output voltage options plus an input to output isolation of 1kVDC or 2kVDC makes these converters suitable for many industrial applications.

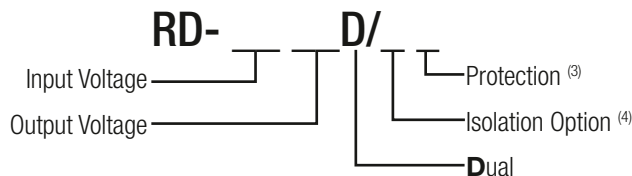
## Selection Guide

| Part Number               | nom. Input Voltage [VDC] | Output Voltage [VDC] | Output Current [mA] | Efficiency typ. <sup>(1)</sup> [%] | max. Capacitive Load <sup>(2)</sup> [µF] |
|---------------------------|--------------------------|----------------------|---------------------|------------------------------------|--|
| RD-xx05D <sup>(3,4)</sup> | 5, 12, 24                | ±5                   | ±200                | 75-86                              | ±470                                     |
| RD-xx12D <sup>(3,4)</sup> | 5, 12, 24                | ±12                  | ±84                 | 81-85                              | ±330                                     |
| RD-xx15D <sup>(3,4)</sup> | 5, 12, 24                | ±15                  | ±66                 | 82-86                              | ±330                                     |
| RD-xx24D <sup>(3,4)</sup> | 5, 12, 24                | ±24                  | ±42                 | 82-86                              | ±100                                     |

### Notes:

- Note1: Efficiency is tested at nominal input and full load at +25°C ambient  
 Note2: Max Cap Load is tested at nominal input and full resistive load and is defined as the capacitive load that will allow start up in under 1s without damage to the converter

## Model Numbering



### Notes:

- Note3: standard part is without Continuous Short Circuit Protection  
 add suffix „/P“ for Continuous Short Circuit Protection  
 Note4: add suffix „/H“ for 2kVDC Isolation  
 or add suffix „/HP“ for Continuous Short Circuit Protection and 2kVDC Isolation

### Ordering Examples:

- RD-123.3D/P: 12V Input Voltage, ±3.3V Output Voltage, Dual Output with continuous short circuit protection  
 RD-0509D/HP: 5V Input Voltage, ±9V Output Voltage, Dual Output with 2kVDC Isolation and continuous short circuit protection

**Specifications** (measured @ Ta= 25°C, nom. Vin and full load unless otherwise stated)

**BASIC CHARACTERISTICS**

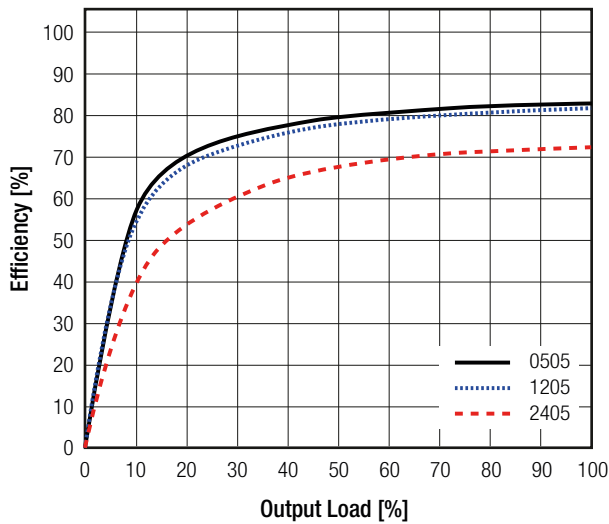
| Parameter                    | Condition | Min.  | Typ.  | Max.     |
|------------------------------|-----------|-------|-------|----------|
| Input Voltage Range          |           |       | ±10%  |          |
| Minimum Load <sup>(5)</sup>  |           | 0%    |       |          |
| Internal Operating Frequency |           | 20kHz | 50kHz | 85kHz    |
| Output Ripple and Noise      | 20MHz BW  |       |       | 150mVp-p |

**Notes:**

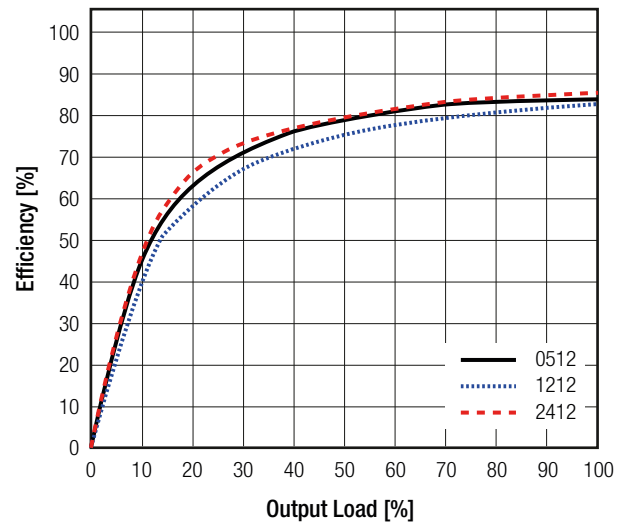
Note5: Operation below 10% load will not harm the converter, but specifications may not be met

**Efficiency vs. Load**

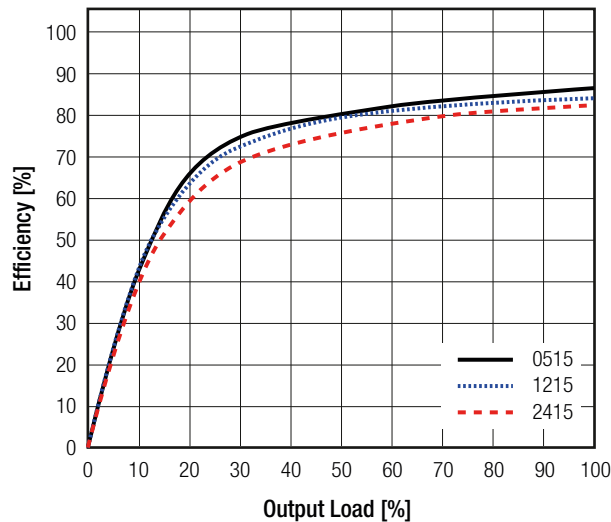
**RD-xx05D**



**RD-xx12D**



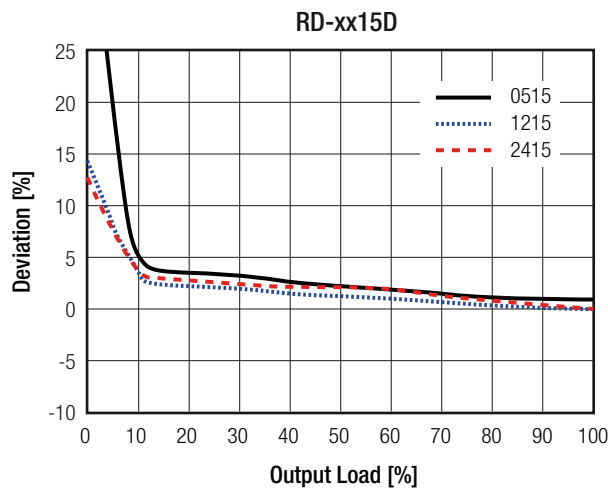
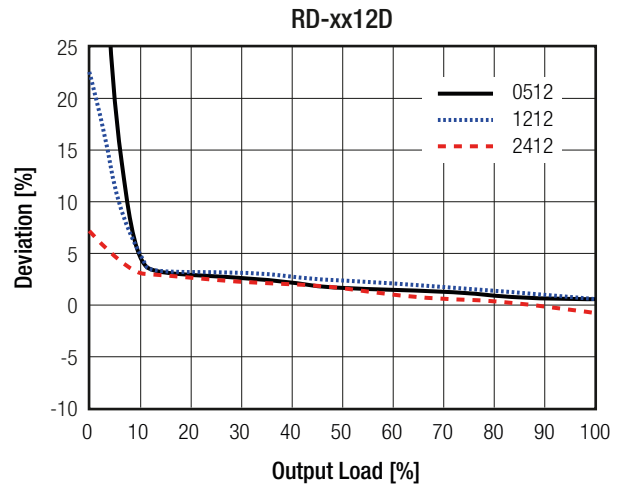
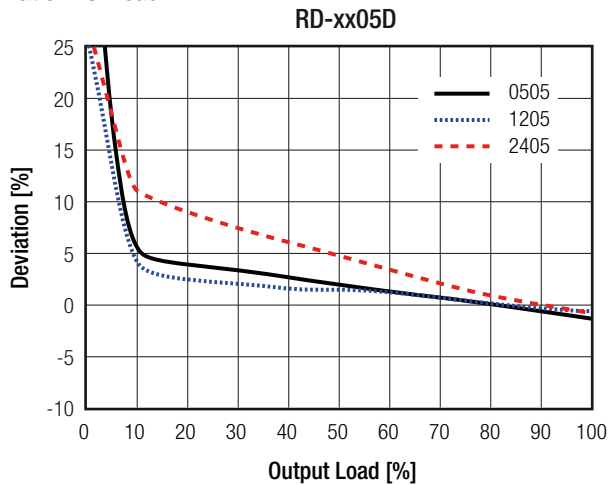
**RD-xx15D**



**Specifications** (measured @ Ta= 25°C, nom. Vin and full load unless otherwise stated)

| REGULATIONS     |                                  |                   |                        |
|-----------------|----------------------------------|-------------------|------------------------|
| Parameter       | Condition                        |                   | Value                  |
| Output Accuracy |                                  |                   | ±5.0% max.             |
| Line Regulation | low line to high line, full load |                   | ±1.2% of 1.0% Vin typ. |
| Load Regulation | 10% to 100% load                 | 5Vout             | 15.0% max.             |
|                 |                                  | 12, 15 and 24Vout | 10.0% max.             |

**Deviation vs. Load**



| PROTECTIONS                      |                  |                  |   |
|----------------------------------|------------------|------------------|---|
| Parameter                        | Type             |                  | Value   |
| Short Circuit Protection (SCP)   | without suffix   |                  | 1 second  |
|                                  | with suffix "/P" |                  | continuous  |
| Isolation Voltage <sup>(6)</sup> | I/P to O/P       | without suffix   | tested for 1 second<br>rated for 1 minute<br>1kVDC<br>500VAC/60Hz |
|                                  |                  | with suffix "/H" | tested for 1 second<br>rated for 1 minute<br>2kVDC<br>1kVAC/60Hz  |
| Isolation Resistance             |                  |                  | 10GΩ min.   |
| Isolation Capacitance            |                  |                  | 40pF min. /115pF max.   |
| Insulation Grade                 |                  |                  | basic   |

**Notes:**

Note6: For repeat Hi-Pot testing, reduce the time and/or the test voltage

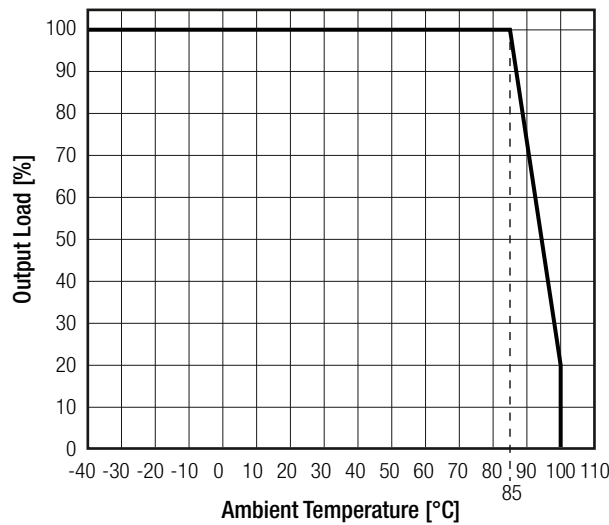
Note7: Refer to local wiring regulations if input over-current protection is also required. Recommended fuse: T2A slow blow type

**Specifications** (measured @ Ta= 25°C, nom. Vin and full load unless otherwise stated)

**ENVIRONMENTAL**

| Parameter                   | Condition                                   |                | Value   |
|-----------------------------|---|----------------|---|
| Operating Temperature Range | full load @ free air convection (see graph) |                | -40°C to +85°C  |
| Operating Altitude          |   |                | 2000m   |
| Operating Humidity          | non-condensing                              |                | 95% RH max.   |
| Pollution Degree            |   |                | PD2   |
| MTBF                        | according to MIL-HDBK-217F, G.B.            | +25°C<br>+85°C | 18300 x 10 <sup>3</sup> hours<br>8070 x 10 <sup>3</sup> hours |

**Derating Graph**  
(@ free air convection)



**SAFETY AND CERTIFICATIONS**

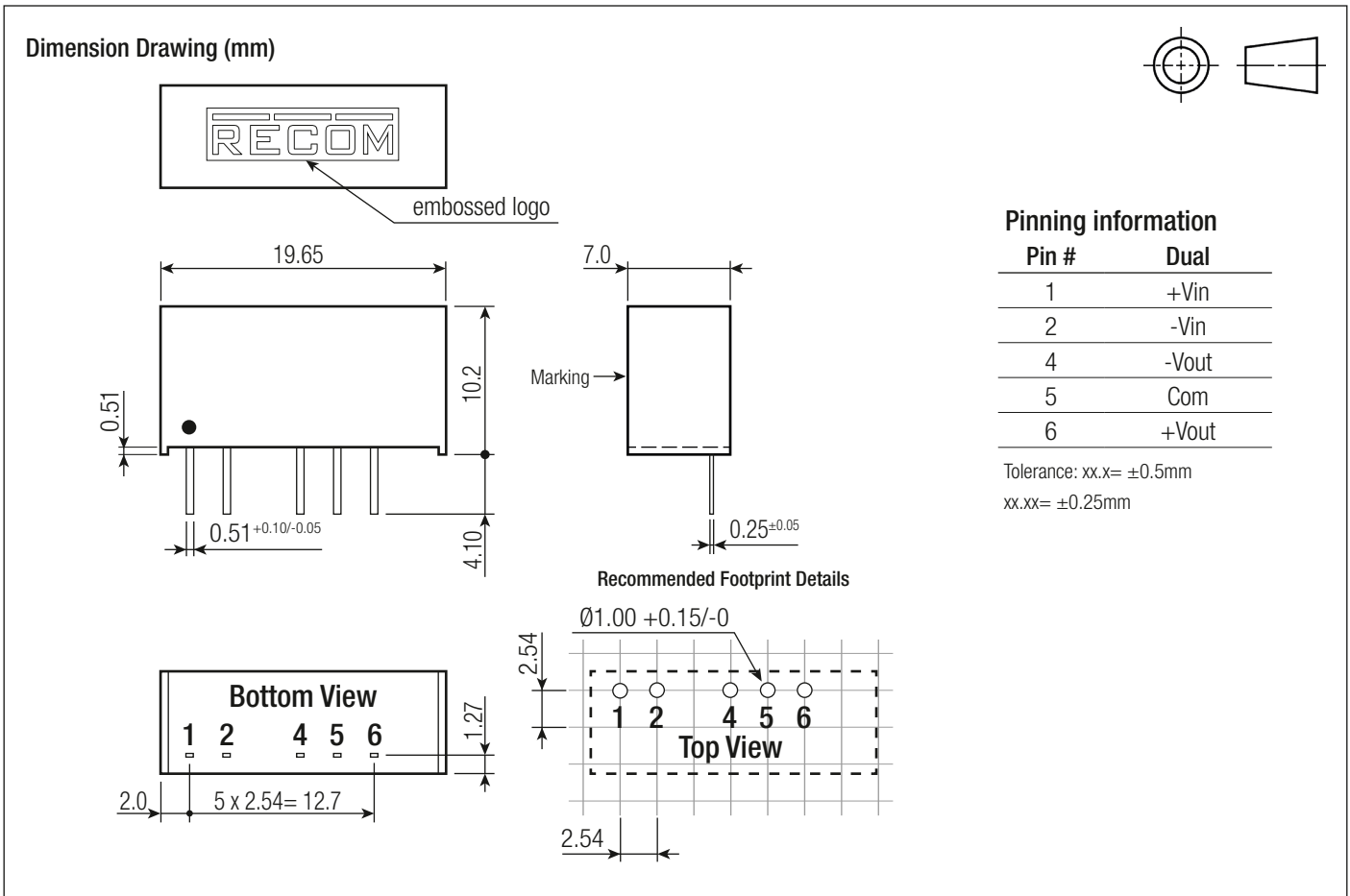
| Certificate Type (Safety)   | Report / File Number | Standard   |
|---|----------------------|--|
| Information Technology Equipment, General Requirements for Safety | 1602031              | IEC60950-1:2005, 2nd Edition + A2:2013<br>EN60950-1:2006 + A2:2013 |
| EAC   | RU-AT.49.09571       | TP TC 004/2011   |
| RoHs 2+   |                      | RoHS-2011/65/EU + AM-2015/863                                      |

**DIMENSION AND PHYSICAL CHARACTERISTICS**

| Parameter         | Type    | Value                                   |
|-------------------|---------|---|
| Material          | case    | non-conductive black plastic (JL94 V-1) |
|                   | potting | epoxy, (JL94 V-0)                       |
|                   | PCB     | FR4, (JL94 V-0)                         |
| Dimension (LxWxH) |         | 19.65x 7.05 x 10.2mm                    |
| Weight            |         | 2.8g typ.                               |

continued on next page

**Specifications** (measured @ Ta= 25°C, nom. Vin and full load unless otherwise stated)





**PACKAGING INFORMATION**

| Parameter                   | Type | Value                |
|-----------------------------|------|----------------------|
| Packaging Dimension (LxWxH) | tube | 520.0 x 16.0 x 9.0mm |
| Packaging Quantity          | tube | 25pcs                |
| Storage Temperature Range   |      | -55°C to +125°C      |
| Storage Humidity            |      | 95% RH max.          |

The product information and specifications may be subject to changes even without prior written notice. The product has been designed for various applications; its suitability lies in the responsibility of each customer. The products are not authorized for use in safety-critical applications without RECOM's explicit written consent. A safety-critical application is an application where a failure may reasonably be expected to endanger or cause loss of life, inflict bodily harm or damage property. The applicant shall indemnify and hold harmless RECOM, its affiliated companies and its representatives against any damage claims in connection with the unauthorized use of RECOM products in such safety-critical applications.

## Looking for pricing, stock, or lifecycle information?

Click below to explore more details on WIN SOURCE:

-  [View RD-1205D on WIN SOURCE](#)
-  [Recom Power Information](#)

## Optimize Your Supply Chain with WIN SOURCE Solutions

-  Global Sourcing Solution
-  Obsolete Management
-  Cost Control Management
-  Shortage Management
-  Alternative Solution
-  Excess Inventory Management