




**THE DATASHEET OF
IH2412S**



2 Watts IH Series



- Dual Output Unregulated
- SIP or DIP Package
- 1.0kV DC Isolation
- Optional 3.0kV–6.0kV DC Isolation
- MTBF >1.1 Mhrs
- -40 °C to +85 °C Operation
- 3 Year Warranty

Specification

Input

- | | |
|----------------------------------|---|
| Input Voltage Range | • Nominal $\pm 10\%$ |
| Input Reflected Ripple Current | • 20mA pk-pk through 12 μ H inductor, 5Hz to 20 MHz |
| Input Reverse Voltage Protection | • None |
| Input Filter | • Capacitor |

Output

- | | |
|-------------------------|---|
| Output Voltage | • See table |
| Minimum Load | • None ⁽³⁾ |
| Line Regulation | • 1.2%/1% Δ Vin |
| Load Regulation | • $\pm 10\%$ 20-100% load change (3.3 V models $\pm 20\%$) |
| Setpoint Accuracy | • $\pm 3\%$ |
| Ripple & Noise | • 75 mV pk-pk max, 20 MHz bandwidth |
| Temperature Coefficient | • 0.02%/°C |
| Maximum Capacitive Load | • $\pm 220 \mu$ F |
| Cross Regulation | • 3.3 V and 5 V: $\pm 8\%$, all others: $\pm 5\%$ ⁽⁴⁾ |

General

- | | |
|-----------------------|---|
| Efficiency | • See table |
| Isolation Voltage | • 1000 VDC ⁽²⁾ |
| Isolation Resistance | • 10 ⁹ Ω |
| Isolation Capacitance | • 60 pF typical |
| MTBF | • >1.1 Mhrs to MIL-HDBK-217F at 25 °C, GB |

Environmental

- | | |
|-----------------------|---------------------|
| Operating Temperature | • -40°C to +85°C |
| Storage Temperature | • -40°C to +125°C |
| Case Temperature | • 100°C max |
| Cooling | • Convection-cooled |

Safety

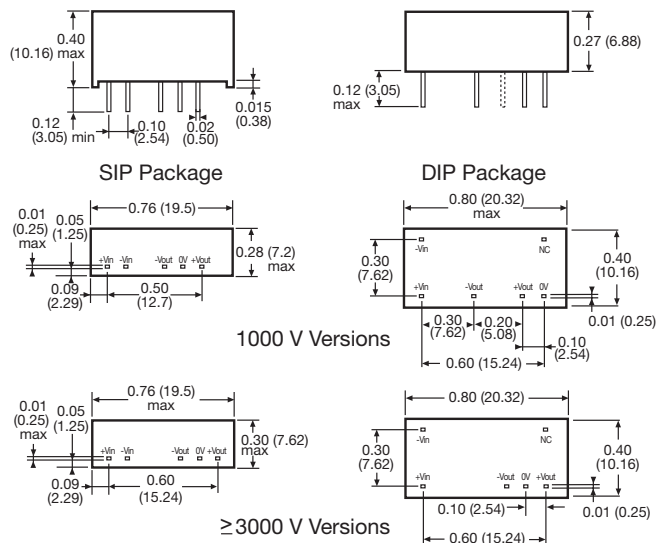
- | | |
|---------------|--|
| Safety Agency | • CE & UKCA meets all applicable directives & legislation. |
|---------------|--|

Input Voltage	No Load Input Current	Output Voltage	Output Current	Efficiency	Model Number ^(1,2)
5 VDC	30 mA	± 3.3 V	± 200 mA	65%	IH0503S
	30 mA	± 5.0 V	± 200 mA	72%	IH0505S
	30 mA	± 9.0 V	± 111 mA	77%	IH0509S
	30 mA	± 12.0 V	± 84 mA	78%	IH0512S
	30 mA	± 15.0 V	± 66 mA	80%	IH0515S
	30 mA	± 24.0 V	± 42 mA	80%	IH0524S
12 VDC	20 mA	± 3.3 V	± 200 mA	67%	IH1203S
	20 mA	± 5.0 V	± 200 mA	75%	IH1205S
	20 mA	± 9.0 V	± 111 mA	77%	IH1209S
	20 mA	± 12.0 V	± 84 mA	82%	IH1212S
	20 mA	± 15.0 V	± 66 mA	82%	IH1215S
	20 mA	± 24.0 V	± 42 mA	82%	IH1224S
24 VDC	10 mA	± 3.3 V	± 200 mA	68%	IH2403S
	10 mA	± 5.0 V	± 200 mA	75%	IH2405S
	10 mA	± 9.0 V	± 111 mA	80%	IH2409S
	10 mA	± 12.0 V	± 84 mA	82%	IH2412S
	10 mA	± 15.0 V	± 66 mA	82%	IH2415S
	10 mA	± 24.0 V	± 42 mA	82%	IH2424S

Notes



- For DIP package, replace 'S' with 'D' in model number.
- Add suffix 'H' to model number for 3000 VDC isolation. For higher VDC isolation, add suffix 'Hx' to model number where x=4 for 4000 VDC isolation, x=5 for 5200 VDC isolation and x=6 for 6000 VDC isolation.
- Operation at no load will not damage unit but it may not meet all specifications.
- When one output is set to 100% load and the other varies between 25%-100% load.
- All dimensions in inches (mm).
- Pin pitch tolerance: ± 0.014 (± 0.35)
- Case tolerance: ± 0.02 (± 0.5)
- Weight: SIP 0.004 lbs (2.2 g), DIP 0.005 lbs (2.4 g)

Mechanical Details









Looking for pricing, stock, or lifecycle information?

Click below to explore more details on WIN SOURCE:

-  [View IH2412S on WIN SOURCE](#)
-  [XP Power Information](#)

Optimize Your Supply Chain with WIN SOURCE Solutions

-  Global Sourcing Solution
-  Obsolete Management
-  Cost Control Management
-  Shortage Management
-  Alternative Solution
-  Excess Inventory Management