



**THE DATASHEET OF  
HW-11-17-H-S-290-SM**



# FLEX STACK

## FLEXIBLE .025" SQ BOARD STACKERS

(2.54 mm) .100" PITCH • HW SERIES



### HW

#### Board Mates:

SSW, SSQ, ESW, ESQ, CES, SLW, BSW, BCS, SSM, HLE, PHF

#### Cable Mates:

IDSS, IDSD

### SPECIFICATIONS

#### Insulator Material:

HW-SM Top = Natural LCP  
HW-SM Bottom = Black LCP  
HW-TH = Natural LCP

#### Terminal Material:

Phosphor Bronze

#### Plating:

Au or Sn over  
50 μm (1.27 μm) Ni

#### Operating Temp Range:

-55 °C to +125 °C with Gold  
-55 °C to +105 °C with Tin

### PROCESSING

#### Lead-Free Solderable:

Yes

#### SMT Lead Coplanarity:

(0.15 mm) .006" max\*  
\*(.004" stencil solution may be available; contact ipg@samtec.com)

### ALSO AVAILABLE MOQ Required

#### Other platings

Locking Clip available with double row HW-SM  
(Manual placement required)

#### Notes:

For added mechanical stability, Samtec recommends mechanical board spacers be used in applications with gold or selective gold plated connectors. Contact ipg@samtec.com for more information.

This Series is non-standard, non-returnable.

| HW | NO. PINS PER ROW | LEAD STYLE | PLATING OPTION | ROW OPTION | STACKER HEIGHT | SM | OTHER OPTION |
|----|------------------|------------|----------------|------------|----------------|----|--------------|
|----|------------------|------------|----------------|------------|----------------|----|--------------|

01 thru 50  
(Through-hole)

02 thru 36  
(Surface mount)

Specify LEAD STYLE from chart

**-F**  
= Gold flash on contact, Matte Tin on tail

**-L**  
= 10 μm (0.25 μm) Gold on contact area of longer tail, Matte Tin on tail

**-G**  
= 10 μm (0.25 μm) Gold on contact area of longer tail, Gold flash on balance

**-T**  
= Matte Tin

**-S**

= Single Row

**-D**

= Double Row

**-T**

= Triple Row (Through-hole only)

**-Q**

= Double Row .200" (5.08 mm) row space (Through-hole only)

**-Q**

= Double Row .200" (5.08 mm) row space (Through-hole only)

**-"XXX"**

= Stacker Height (in inches)

Through-hole = (5.08 mm) .200" Min.

Surface mount = (6.35 mm) .250" Min.

**SM**

Leave blank for Through-hole

**-"XXX"**

= HW-TH Tail Length (in inches) (1.40 mm) .055" min.

Example: -250 = (6.35 mm) .250"

**-LL**

= Locking Lead (Through-hole only) (Shortest dimension between the tail and the post is the end that will be crimped.

Available on tails from (2.29 mm) .090" to (7.87 mm) .310" only.)

Single row, 01 & 02 positions & -Q row not available

**-"XXX"**

= Polarized (Specify omitted pin position)

**-A**

= Alignment Pin (Metal or plastic at Samtec discretion) (Surface mount only)

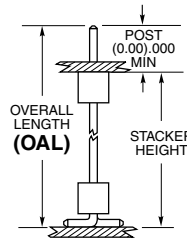
**-TR**

= Tape & Reel (4-27 pins per row only) (Not Available on Lead Styles 10, 11, 12 & 20) (Surface mount only)

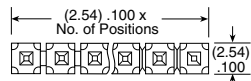
**-FR**

= Full Reel Tape & Reel (must order max. quantity per reel; contact Samtec for quantity breaks) (4-27 pins per row only) (Not Available on Lead Styles 10, 11, 12 & 20) (Surface mount only)

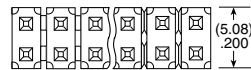
| LEAD STYLE | OAL (TH)      |
|------------|---------------|
| -07        | (10.92) .430  |
| -08        | (13.46) .530  |
| -09        | (18.54) .730  |
| -10        | (21.08) .830  |
| -11        | (23.62) .930  |
| -12        | (26.16) 1.030 |
| -13        | (31.24) 1.230 |
| -14        | (36.32) 1.430 |
| -15        | (16.00) .630  |
| -16        | (11.30) .445  |
| -17        | (12.19) .480  |
| -19        | (33.78) 1.330 |
| -20        | (28.70) 1.130 |



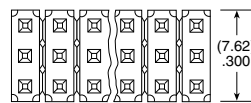
| LEAD STYLE | OAL (SMT)     |
|------------|---------------|
| -08        | (11.81) .465  |
| -09        | (16.89) .665  |
| -10        | (19.43) .765  |
| -11        | (21.97) .865  |
| -12        | (24.51) .965  |
| -15        | (14.35) .565  |
| -16        | (9.65) .380   |
| -17        | (10.54) .415  |
| -20        | (27.05) 1.065 |



**-S**

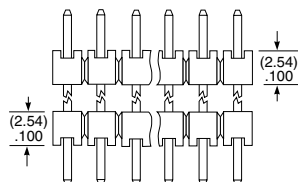


**-D**

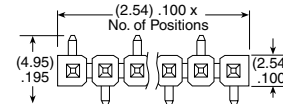


**-T or -Q\***

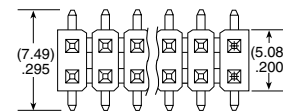
-Q\* same as -T except middle row pins are removed



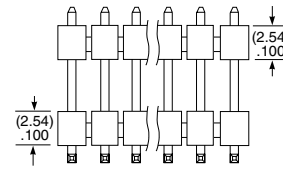
**HW-TH**



**-S**





**-D**



**HW-SM**

## Looking for pricing, stock, or lifecycle information?

Click below to explore more details on WIN SOURCE:

-  [View HW-11-17-H-S-290-SM on WIN SOURCE](#)
-  [Samtec Inc. Information](#)

## Optimize Your Supply Chain with WIN SOURCE Solutions

-  Global Sourcing Solution
-  Obsolete Management
-  Cost Control Management
-  Shortage Management
-  Alternative Solution
-  Excess Inventory Management