



**THE DATASHEET OF
LDT565630T-001**



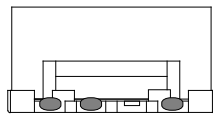
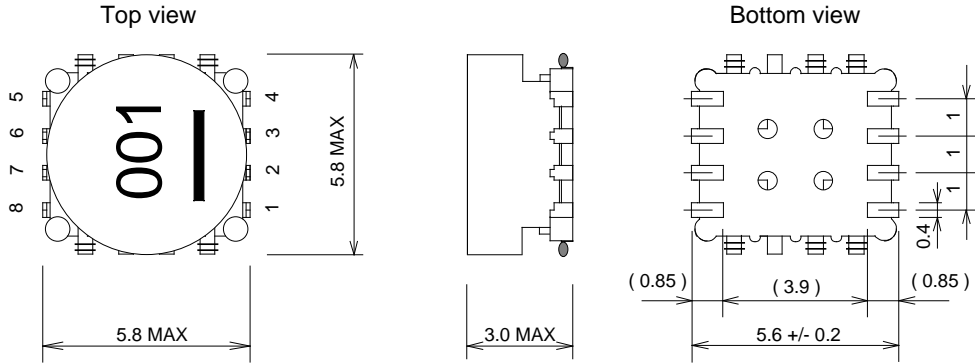
TDK SMD Transformers

Photoflash Capacitor Charging Transformer

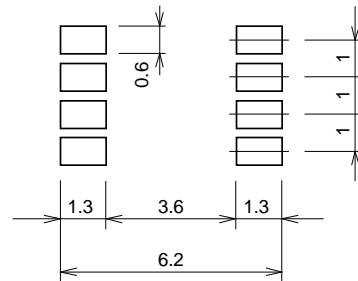
LDT565630T-001

Mechanical

RoHS Compliant: Conformity to RoHS Directive: This means that, in conformity with EU Directive 2002/95/EC, cadmium, mercury, hexavalent chromium, and specific bromine-based flame retardants, PBB and PBDE, have not been used except for exempted applications.



Pad Layout



Mass : 0.25 g

Unit : mm.

Note : Non applicable application : Military, Medical.

Electrical Specifications at 25degreesC

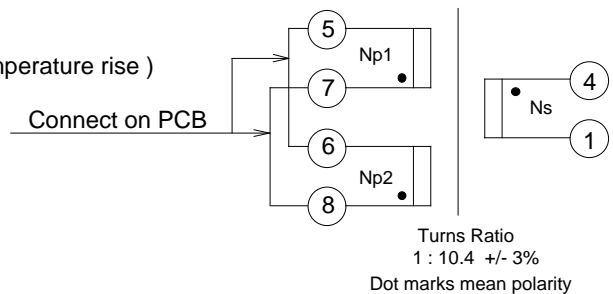
1. Inductance 5,6 - 7,8 : 6.0uH +/-15% at 100kHz, 20mVrms
2. Leakage Inductance 5,6 - 7,8 (short 1 - 4) : 200nH MAX. at 100kHz, 20mVrms
3. DC Resistance 5,6 - 7,8 : 100 mOhm MAX.
1 - 4 : 7.10 Ohm MAX.
4. Capacitance 5,6 - 1 : 30pF MAX.
5. Withstanding Voltage Pri. - Sec. : 500Vrms
6. Operating Temperature -20 ~ 110 deg. (included self temperature rise)

Maximum primary switching current : 1.5A at 100degreesC

waveform



Schematics



Looking for pricing, stock, or lifecycle information?

Click below to explore more details on WIN SOURCE:

 [View LDT565630T-001 on WIN SOURCE](#)

 [TDK Corporation](#) Information

Optimize Your Supply Chain with WIN SOURCE Solutions

-  Global Sourcing Solution
-  Obsolete Management
-  Cost Control Management
-  Shortage Management
-  Alternative Solution
-  Excess Inventory Management