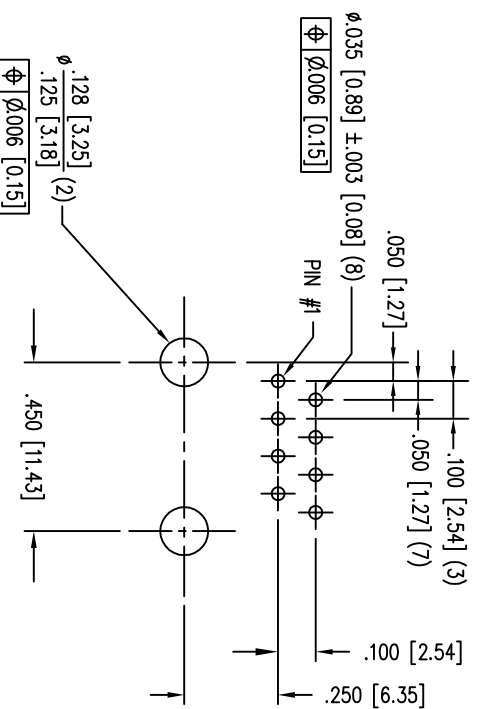





**THE DATASHEET OF
SS63800-004G**



DATE	REV	ECN	APP'D. BY
7-15-05	B0	7119	DG
11-11-05	B1	7375	TRM
4-18-06	B2	7588	JM
5-31-12	B3	9483	SMN
1-13-15	B4	10184	TRM



B

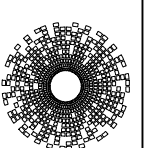
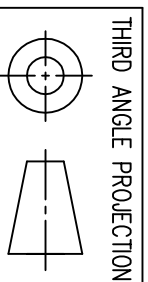


P.C.B. RECOMMENDED HOLE LAYOUT
SEEN FROM COMPONENT SIDE
ALL CENTERLINE DIMENSIONS ARE BASIC.

- NOTES:
- CONNECTOR MATERIALS:
HOUSING: THERMOPLASTIC UL94 V-0
CONTACTS: COPPER ALLOY
CONTACT PLATING: SELECTIVE GOLD IN CONTACT AREA
SEE CHART FOR PART NUMBER
 - FOR PRODUCT SPECIFICATION SEE PRO22-01
 - TOLERANCES COMPLY WITH F.C.C. DIMENSION REQUIREMENTS.


30 MICRO-INCHES [0.76um]	SS-6388-NF
CONTACT PLATING IN MATING AREA	PART NUMBER

A



STEWART CONNECTOR
d/bel group
11118 Susquehanna Trail South
Glen Rock, PA 17327-9199
(717) 235-7512
<http://www.stewartconnector.com>

DO NOT SCALE DRAWING	TITLE:	DRN BY:	DATE
DRAWING IS SUBJECT TO CHANGE WITHOUT NOTICE	EIGHT CONTACT, EIGHT POSITION UNSHIELDED JACK NON-FLANGE	SAR	2-6-03
DIMENSIONS: INCHES [METRIC]		APP'D BY:	DATE
UNLESS OTHERWISE SPECIFIED TOLERANCES ARE ±.005 [0.13] ANGLES ARE ± 1°		RGC	2-24-03
		DWG NO.	REV.
		CT630019	B4
SHEET NO. 1 OF 1			



Looking for pricing, stock, or lifecycle information?

Click below to explore more details on WIN SOURCE:

[View SS63800-004G on WIN SOURCE](#)

[Stewart Connector Information](#)

Optimize Your Supply Chain with WIN SOURCE Solutions

- ✓ Global Sourcing Solution
- ✓ Obsolete Management
- ✓ Cost Control Management
- ✓ Shortage Management
- ✓ Alternative Solution
- ✓ Excess Inventory Management