




**THE DATASHEET OF
PC312-12H-X**




FEATURES

- Subminiature Design
- PC Terminals on 0.1" Grid Pattern
- Meets FCC Part 68 Voltage Surge
- 0.300" 12 Pin DIL Socket Footprint


UL / CUL Ratings

Contact Form	1 Form C, SPDT	
Rated Load	Voltage	Amps
NO, General Purpose, 20K cycles, 40°C	125VAC	3A, 5A
NC, General Purpose, 10K cycles, 40°C	125VAC	3A, 5A
NO, Resistive, 50K cycles, 40°C	30VDC	3A, 5A
NC, Resistive, 30K cycles, 40°C	30VDC	3A, 5A

CONTACT DATA

Maximum Switching Power	150W
Maximum Switching Voltage	300VAC, 48VDC
Maximum Switching Current	5A
Material	AgNi+Au
Initial Contact Resistance	50 mΩ max.
Service Life	Mechanical 1 x 10 ⁷ operations
	Electrical 1 x 10 ⁵ operations

CHARACTERISTICS

Insulation Resistance	100MΩ min. at 500 VDC
Dielectric Strength	500V rms, between contacts 1250V rms, between coil & contacts
Power Consumption	.20 W, .36W, .45W
Terminal Strength	5N
Solderability	260°C 5 s ± 0.5 s
Operating Temperature	-40°C to 85°C
Storage Temperature	-40°C to 155°C
Shock Resistance	100 m/s ² 11 ms
Vibration Resistance	10-40 Hz double amplitude 1.5mm
Weight	3.5g

ORDERING INFORMATION

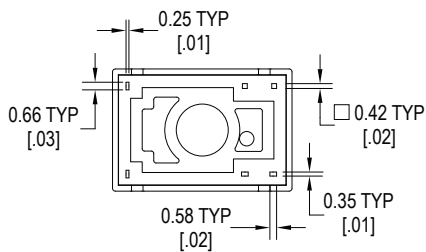
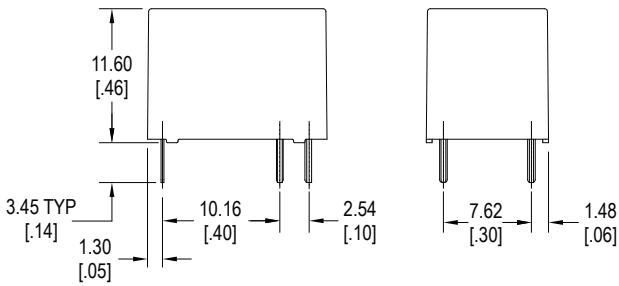
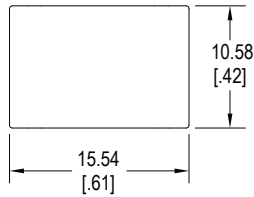
Example	PC312	-12	H	-X
Model:	PC312			
Contact Form:	Nil = 1C			
Coil Voltage:	3 = 3VDC 5 = 5VDC 6 = 6VDC 9 = 9VDC 12 = 12VDC 24 = 24VDC			
Contact Material:	Nil = AgNi + Au			
Sensitivity:	Nil = 360mW B = 450mW H = 200mW			
Current Rating:	Nil = 3A S = 5A			
RoHS Compliant:	X = RoHS Compliant			

Values can change due to the switching frequency, desired reliability levels, environmental conditions, and in-rush current levels. It is recommended to test to actual load conditions for the application. It is the users responsibility to determine the performance suitability for their specific application. The use of any coil voltage less than the rated coil voltage may compromise the operation of the relay.

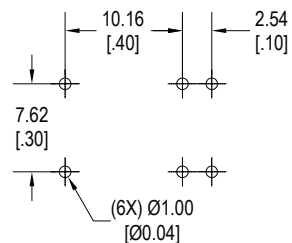
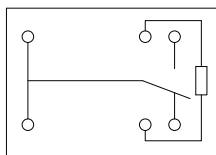
COIL DATA

Coil Voltage		Resistance (Ohms ± 10%)			Pick Up Voltage Max. VDC	Release Voltage Min. VDC	Coil Power W	Operate Time ms	Release Time ms
Rated	Maximum	.20W	.36W	.45W					
3	3.9	45	25	20	2.25	.3	.20 .36 .45	5	5
5	6.5	125	75	56	3.75	.5			
6	7.8	180	100	80	4.50	.6			
9	11.7	405	225	180	6.75	.9			
12	15.6	720	400	320	9.00	1.2			
24	31.2	2880	1600	1280	18.00	2.4			

DIMENSIONS *mm (inches)*





SCHEMATICS & PC LAYOUT *Bottom Views*



Looking for pricing, stock, or lifecycle information?

Click below to explore more details on WIN SOURCE:

-  [View PC312-12H-X on WIN SOURCE](#)
-  [Picker Components](#) Information

Optimize Your Supply Chain with WIN SOURCE Solutions

-  Global Sourcing Solution
-  Obsolete Management
-  Cost Control Management
-  Shortage Management
-  Alternative Solution
-  Excess Inventory Management