



THE DATASHEET OF KSCK100-1



Wire Pulling Grips

Klein Tools has been manufacturing grips for over 135 years. Klein combines strength and durability to create an extremely high-quality line of grips. With ease-of-use and reliability, Klein wire-pulling grips set the mark.



For Professionals...
Since 1857™

Recommended Care and Maintenance

Grip Cleaning, Lubricating and Inspecting

The following guidelines have been established to keep all grips in good working condition.

Cleaning



◀ **Step 1.** Use the Klein Grip Cleaning Wire Brush Set (Cat. No. 25450) or emery cloth to clean the surfaces of grip jaws



▲ **Step 2.** Spray degreaser on the grip jaws, all joints and moving parts




◀ **Step 3.** Use the Klein Grip Cleaning Wire Brush to remove dirt and debris from the grip jaws



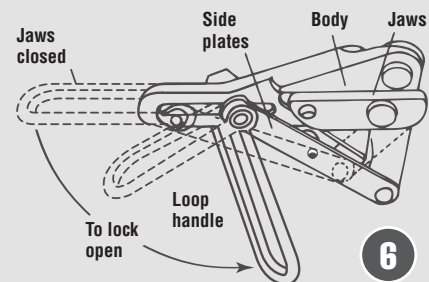
Step 4. Wipe grips dry with soft cloth. ▶ Repeat all cleaning steps as necessary until grip is completely clean

Lubricating



◀ **Step 5.** Apply lubricant to all joints and moving parts. Do NOT lubricate gripping surfaces of jaws

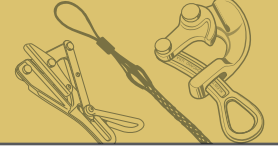
Step 6. Carefully inspect jaw condition, proper alignment of jaws and all parts, and possible distortion caused by exceeding safe-load specifications. Grips should operate smoothly. Spring-loaded grips should lock open with loop handle in "Down" position and should close automatically with loop handle "Up." The Klein Parallel Jaw Grip may be tested by opening and closing the jaws by hand, exercising proper caution. All parts and rivets should be checked for distortion



Note: Conductors may have a die-grease coating which can deposit on grip jaws. New conductors should be wiped clean before grip application. Grip jaws should be wiped clean of all grease before use.

Never repair any grip. Grips that are bent, misaligned, or otherwise distorted should be discarded and replaced.

If there is ever a question about the safe condition of any grip, please contact Klein Tools Customer Service directly at 844-395-3235 or email Hisupport@kleintools.com.



Types of Wire Pulling Grips

Klein Chicago™, Parallel Jaw and Haven's™ Grips are widely used in the power, communications, and general construction fields to pull wire and cable. The grips maintain temporary tension until the wire or cable can be permanently terminated.

Klein Chicago™ Grips

Designed for use on aluminum, copper, weatherproof coated wire, PVC covered conductors and messenger and guy strand

- Locking loop handles allow the jaws to be held in an open position for easy placement on wire or cable
- Available in Round, Double V, Single V and Aggressive jaw contours



Parallel Jaw Grips

Lightweight compact grips pull an exceptionally wide range of cable types and sizes

- Latch helps maintain cable position
- Large-diameter eye accommodates large hooks on hoists, winches and tackle blocks
- Available in Round and Double V jaw contours



Haven's™ Grips

Designed for use when a light, compact grip is desired where conductor deformation is not a factor


- Knurled eccentric jaw applies gripping pressure to 1/4" of cable area
- Some models include a swing latch that holds cable securely in jaw
- Recommended for messenger and guy strand and wire rope
- 1625 Series can be used for wire rope



Hot-line Latch

Designed for placing a grip on cable with a hot-line stick.

- The three notches in the hot-line latch adjust the balance of the grip to better match the direction of the cable sag
- When stick is removed, latch closes automatically to guard against grip accidentally disengaging from wire
- Standard hot-line grips are not supplied with springs or lock-open features
- Some grips are available with a positionable latch



Wire Pulling Grips Warnings

WARNING: Grips are to be used for temporary installation, not for permanent anchorage.




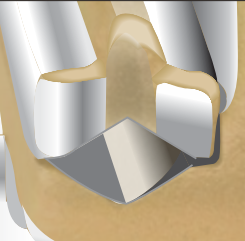

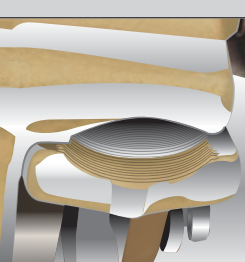




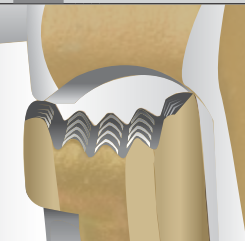
WARNING: When used on/or near energized lines, ground, insulate, or isolate grip before pulling.

WARNING: Do not exceed rated capacity.

WARNING: Always match proper size and type of grip to application.

WARNING: Before each use, clean jaw area and inspect grip for proper operation to avoid slippage.

Types of Jaw Contours

 Single V		Steel Strand Cat. No.			
 <ul style="list-style-type: none"> Simple three-point contact jaws. Designed for use on small diameter bare wire and cable (solid and stranded). 	1613-30				-
 Double V		Steel Strand Cat. No.	Wide Range of Cables Cat. No.		
 <ul style="list-style-type: none"> Four-point contact provides greater gripping pressure and assures proper alignment of wire and cable within the jaws. Designed for high strength messenger and guy strand and extra high-strength cables and conductors. 	1613-40 and 1613-40H, 1628-16 1628-16AT (Bell System) 1628-17, 1628-18, 1684-5 1684-5AT (Bell System) 1684-5H, 1692-5 1692-5AT (Bell System) 1684-74 and S1684-74H (EHS Cable) 1684-5F	1671-10 1672-10 1686-10 1686-20			
 Round		ACSR and AAC Cat. No.	Weatherproof and PVC Covered Copper Cat. No.	Steel Strand Cat. No.	Wide Range of Cables Cat. No.
 <ul style="list-style-type: none"> Round jaws provide maximum contact and gripping power to minimize conductor deformation. (Smooth and knurled styles). Recommended for use on bare aluminum, and copper conductors. 	1628-16P SERIES 1628-30 SERIES 1628-40 SERIES 1628-50 SERIES 1656-20 and 1656-20H 1656-30 and 1656-30H 1656-40 and 1656-40H 1656-50 and 1656-50H 1656-60 and 1656-60H	 Notched Jaw 1611-20 1611-30 1611-40 1611-50	 Serpentine Jaw 1659-20 1659-30 1659-40 1659-50	 Serpentine Jaw 1659-5AT	1685-20 1685-31
 Aggressive		Steel Strand Cat. No.			
 <ul style="list-style-type: none"> Recommended for use when conductor deformation is not an issue or when a more aggressive bite is needed. 	1604-10 1604-20 1604-20L 1625-20 (For Wire Rope) 1625-20 1 (For Wire Rope) 1625-20 7/8 (For Wire Rope) 1684-5C (EHS)				-

Selecting the Proper Grip


Grip Recommendation

Klein Tools offers a service of recommending the proper grip for a particular application based on a sample of cable. This service is free of charge. All that we require is a minimum 6-9 foot (2-3 m) length of cable.

If there is ever a question about the safe condition of any grip, please contact Klein Tools at **844.395.3235** or email: HiSupport@kleintools.com

Three basic factors are needed in order to determine the proper grip for each specific application:

- 1. Type of wire or cable**
(ACSR, ACSS, AAC, Copper, Steel Strand).
- 2. AWG or MCM (diameter) of wire or cable.**
- 3. Maximum safe load required.**



ACSR (Aluminum Conductor Steel Reinforced)

For Cable Diameter
4 AWG - 636 MCM
.250" - .953" (6.35 mm - 24.21 mm)

MAXIMUM SAFE LOAD

AWG or MCM Cable Size	Diameter inches (mm)	No. of Alum. & Steel Strands	Code Word	MAXIMUM SAFE LOAD			
				A 4,500 lbs (2041 kg)	B 8,000 lbs (3629 kg)	C 15,000 lbs (6803 kg)	D 20,000 lbs (9072 kg)
				Cat. No.	Cat. No.	Cat. No.	Cat. No.
4	.250" (6.35 mm)	6 x 1	Swan	1656-20, 1656-20H & S1656-20H			
4	.257" (6.53 mm)	7 x 1	Swanate	1656-20, 1656-20H & S1656-20H			
2	.316" (8.03 mm)	6 x 1	Sparrow	1656-20, 1656-20H, S1656-20H, 1656-30, 1656-30H & S1656-30H			
2	.325" (8.26 mm)	7 x 1	Sparate	1656-20, 1656-20H, S1656-20H, 1656-30, 1656-30H & S1656-30H			
1	.354" (9.02 mm)	6 x 1	Robin	1656-20, 1656-20H, S1656-20H, 1656-30, 1656-30H & S1656-30H			
1/0	.398" (10.11 mm)	6 x 1	Raven	1656-20, 1656-20H, S1656-20H, 1656-30, 1656-30H & S1656-30H			
2/0	.447" (11.35 mm)	6 x 1	Quail	1656-30, 1656-30H & S1656-30H		1628-16PG*	
3/0	.502" (12.75 mm)	6 x 1	Pigeon	1656-30, 1656-30H & S1656-30H		1628-16PH*	
4/0	.563" (14.30 mm)	6 x 1	Penguin		1656-40, 1656-40H & S1656-40H	1628-16PI*	
266.8 MCM	.609" (15.47 mm)	18 x 1	Waxwing		1656-40, 1656-40H & S1656-40H	1628-16PJ*	
266.8 MCM	.642" (16.31 mm)	26 x 7	Partridge		1656-40, 1656-40H & S1656-40H	1628-16PK*	
300 MCM	.680" (17.27 mm)	26 x 7	Ostrich		1656-40, 1656-40H & S1656-40H	1628-16PK*	
336.4 MCM	.684" (17.37 mm)	18 x 1	Merlin		1656-40, 1656-40H & S1656-40H	1628-16PK*	
336.4 MCM	.720" (18.31 mm)	26 x 7	Linnet		1656-40, 1656-40H & S1656-40H	1628-16PL*	
336.4 MCM	.741" (18.82 mm)	30 x 7	Oriole		1656-50, 1656-50H & S1656-50H	1628-16PL*	
397.5 MCM	.743" (18.87 mm)	18 x 1	Chickadee		1656-50, 1656-50H & S1656-50H	1628-16PL*	
397.5 MCM	.772" (19.61 mm)	24 x 7	Brant		1656-50, 1656-50H & S1656-50H	1628-16PM*	
397.5 MCM	.783" (19.89 mm)	26 x 7	Ibis		1656-50, 1656-50H & S1656-50H	1628-16PM*	
397.5 MCM	.806" (20.47 mm)	30 x 7	Lark		1656-50, 1656-50H & S1656-50H	1628-16PM*	
477 MCM	.814" (20.68 mm)	18 x 1	Pelican		1656-50, 1656-50H & S1656-50H	1628-16PM*	
477 MCM	.846" (21.49 mm)	24 x 7	Flicker		1656-50, 1656-50H & S1656-50H	1628-16PN*	1628-30N*
477 MCM	.858" (21.79 mm)	26 x 7	Hawk		1656-50, 1656-50H & S1656-50H	1628-16PN*	1628-30N*
477 MCM	.883" (22.43 mm)	30 x 7	Hen		1656-60, 1656-60H & S1656-60H	1628-16PN*	1628-30N*
556.5 MCM	.879" (22.33 mm)	18 x 1	Osprey		1656-60, 1656-60H & S1656-60H	1628-16PN*	1628-30N*
556.5 MCM	.914" (23.22 mm)	24 x 7	Parakeet		1656-60, 1656-60H and S1656-60H		1628-300*
556.5 MCM	.927" (23.55 mm)	26 x 7	Dove		1656-60, 1656-60H & S1656-60H		1628-300*
556.5 MCM	.953" (24.21 mm)	30 x 7	Eagle		1656-60, 1656-60H & S1656-60H		1628-300*
605 MCM	.953" (24.21 mm)	24 x 7	Peacock		1656-60, 1656-60H & S1656-60H		1628-300*
636 MCM	.940" (23.88 mm)	18 x 1	Kingbird		1656-60, 1656-60H & S1656-60H		1628-300*

"S" is for spring. "H" is for hot latch.
 *Special order only. Please allow 30 days for delivery. These are not returnable.

For grip details
 See pages 281 and 282.

ACSR (Aluminum Conductor Steel Reinforced)


For Cable Diameter
605 - 2515 MCM
.966" - 1.88" (24.54 mm - 47.75 mm)

MAXIMUM SAFE LOAD

MCM Cable Size	Diameter inches (mm)	No. of Alum. & Steel Strands	Code Word	MAXIMUM SAFE LOAD		
				D 20,000 lbs (9,072 kg)	E 25,000 lbs (11,340 kg)	F 25,000 lbs. with bolt on jaw (11,340 kg)
Cat. No.	Cat. No.	Cat. No.				
605 MCM	.966" (24.54 mm)	26 x 7	Squab	1628-30P*		1628-50P*
605 MCM	.994" (25.25 mm)	30 x 19	Teal	1628-30P*		1628-50P*
605 MCM	.994" (25.25 mm)	30 x 7	Wood Duck	1628-30P*		1628-50P*
636 MCM	.940" (23.88 mm)	18 x 1	Kingbird	1628-300*		1628-50P*
636 MCM	.977" (24.82 mm)	24 x 7	Rook	1628-30P*		1628-50P*
636 MCM	1.019" (25.88 mm)	30 x 19	Egret	1628-30R*		1628-50R*
636 MCM	1.019" (25.88 mm)	30 x 7	Scoter	1628-30R*		1628-50R*
636 MCM	.991" (25.15 mm)	26 x 7	Grosbeak	1628-30P*		1628-50P*
666.6 MCM	1.00" (25.40 mm)	24 x 7	Flamingo	1628-30P*		1628-50P*
666.6 MCM	1.014" (25.76 mm)	26 x 7	Gannet	1628-30P*		1628-50P*
715.5 MCM	1.051" (26.70 mm)	26 x 7	Starling	1628-30R*		1628-50R*
715.5 MCM	1.081" (27.46 mm)	30 x 19	Redwing	1628-30S*		1628-50S*
795 MCM	1.040" (26.41 mm)	36 x 1	Coot	1628-30R*		1628-50R*
795 MCM	1.063" (27.00 mm)	45 x 7	Tern	1628-30R*		1628-50R*
795 MCM	1.092" (27.76 mm)	54 x 7	Condor	1628-30S*		1628-50S*
795.0 MCM	1.092" (27.74 mm)	24 x 7	Cuckoo	1628-30S*		1628-50S*
795 MCM	1.107" (28.14 mm)	26 x 7	Drake	1628-30S*		1628-50S*
795 MCM	1.140" (28.96 mm)	30 x 19	Mallard	1628-30S*		1628-50S*
900 MCM	1.131" (28.73 mm)	45 x 7	Ruddy	1628-30S*		1628-50S*
900 MCM	1.162" (29.51 mm)	54 x 7	Canary	1628-30T*		1628-50T*
954 MCM	1.165" (29.59 mm)	20 x 7	Corncrake	1628-30T*		1628-50T*
954 MCM	1.165" (29.59 mm)	45 x 7	Rail	1628-30T*		1628-50T*
954 MCM	1.175" (29.85 mm)	48 x 7	Towhee	1628-30T*		1628-50T*
954 MCM	1.196" (30.38 mm)	54 x 7	Cardinal	1628-30T*		1628-50T*
954 MCM	1.196" (30.38 mm)	24 x 7	Redbird	1628-30T*		1628-50T*
1033.5 MCM	1.212" (30.81 mm)	45 x 7	Ortolan	1628-30U*	1628-40U*	1628-50U*
1033.5 MCM	1.245" (31.65 mm)	54 x 7	Curlew	1628-30U*	1628-40U*	1628-50U*
1113 MCM	1.258" (31.95 mm)	45 x 7	Bluejay	1628-30U*	1628-40U*	1628-50U*
1113 MCM	1.292" (32.84 mm)	54 x 19	Finch		1628-40W*	1628-50W*
1192.5 MCM	1.302" (33.07 mm)	45 x 7	Bunting		1628-40W*	1628-50W*
1192.5 MCM	1.337" (33.99 mm)	54 x 19	Grackle		1628-40X*	1628-50X*
1272 MCM	1.317" (33.45 mm)	36 x 1	Skylark		1628-40W*	1628-50W*
1272 MCM	1.345" (34.16 mm)	45 x 7	Bittern		1628-40X*	1628-50X*
1272 MCM	1.381" (35.10 mm)	54 x 19	Pheasant		1628-40X*	1628-50X*
1351.5 MCM	1.386" (35.20 mm)	45 x 7	Dipper		1628-40X*	1628-50X*
1351.5 MCM	1.424" (36.17 mm)	54 x 19	Martin		1628-40Y*	1628-50Y*
1431 MCM	1.427" (36.25 mm)	45 x 7	Bobolink		1628-40Y*	1628-50Y*
1431 MCM	1.465" (37.21 mm)	54 x 19	Plover		1628-40Z*	1628-50Z*
1590 MCM	1.504" (38.15 mm)	45 x 7	Lapwing		1628-40Z*	1628-50Z*
1590 MCM	1.544" (39.24 mm)	54 x 19	Falcon		1628-40A*	1628-50A*
1780 MCM	1.602" (40.69 mm)	84 x 19	Chukar			1628-50B*
2034.5 MCM	1.681" (42.70 mm)	72 x 7	Mockingbird			1628-50C*
2156 MCM	1.762" (44.75 mm)	84 x 19	Bluebird			1628-50D*
2167 MCM	1.735" (44.12 mm)	72 x 7	Kiwi			1628-50D*
2312 MCM	1.802" (45.77 mm)	76 x 19	Thrasher			1628-50E*
2515 MCM	1.88" (47.75 mm)	76 x 19	Joree			1628-50F*

*Special order only. Please allow 30 days for delivery. These are not returnable.

For grip details
 See pages 281 and 282.



ACSS (Aluminum Conductor Steel Supported)

For Cable Diameter

605 - 2515 MCM

.966" - 1.88" (24.54 mm - 47.75 mm)

MAXIMUM SAFE LOAD

F

25,000 lbs.
(11,340 kg)
with bolt on jaw

MCM Cable Size	Diameter inches (mm)	No. of Alum. & Steel Strands	Code Word	Cat. No.
605 MCM	.966* (24.54 mm)	26 x 7	Squab/ACSS	1628-50P*
605 MCM	.994* (25.25 mm)	30 x 7	Wood Duck/ACSS	1628-50P*
605 MCM	.994* (25.25 mm)	30 x 19	Teal/ACSS	1628-50P*
636 MCM	.977* (24.82 mm)	24 x 7	Rook/ACSS	1628-50P*
636 MCM	.991* (25.15 mm)	26 x 7	Grosbeak/ACSS	1628-50P*
636 MCM	1.019* (25.88 mm)	30 x 19	Egret/ACSS	1628-50R*
636 MCM	1.019* (25.88 mm)	30 x 7	Scoter/ACSS	1628-50R*
666.6 MCM	1.00* (25.40 mm)	24 x 7	Flamingo/ACSS	1628-50P*
666.6 MCM	1.014* (25.76 mm)	26 x 7	Gannet/ACSS	1628-50P*
715.5 MCM	1.081* (27.46 mm)	30 x 19	Redwing/ACSS	1628-50S*
715.5 MCM	1.051* (26.70 mm)	26 x 7	Starling/ACSS	1628-50R*
795 MCM	1.063* (27.00 mm)	45 x 7	Tern/ACSS	1628-50R*
795 MCM	1.092* (27.74 mm)	24 x 7	Cuckoo/ACSS	1628-50S*
795 MCM	1.092* (27.76 mm)	54 x 7	Condor/ACSS	1628-50S*
795 MCM	1.139* (28.93 mm)	30 x 19	Mallard/ACSS	1628-50S*
795 MCM	1.107* (28.14 mm)	26 x 7	Drake/ACSS	1628-50S*
900 MCM	1.131* (28.73 mm)	45 x 7	Ruddy/ACSS	1628-50S*
900 MCM	1.162* (29.51 mm)	54 x 7	Canary/ACSS	1628-50T*
954 MCM	1.165* (29.59 mm)	20 x 7	Corncrake/ACSS	1628-50T*
954 MCM	1.165* (29.59 mm)	45 x 7	Rail/ACSS	1628-50T*
954 MCM	1.175* (29.85 mm)	48 x 7	Towhee/ACSS	1628-50T*
954 MCM	1.196* (30.38 mm)	54 x 7	Cardinal/ACSS	1628-50T*
954 MCM	1.196* (30.38 mm)	24 x 7	Redbird/ACSS	1628-50T*
954 MCM	1.248* (31.70 mm)	30 x 19	Canvasback/ACSS	1628-50U*
1033.5 MCM	1.212* (30.81 mm)	45 x 7	Ortolan/ACSS	1628-50U*
1033.5 MCM	1.245* (31.65 mm)	54 x 7	Curlew/ACSS	1628-50U*
1113 MCM	1.258* (31.95 mm)	45 x 7	Bluejay/ACSS	1628-50U*
1113 MCM	1.292* (32.84 mm)	54 x 19	Finch/ACSS	1628-50W*
1192.5 MCM	1.302* (33.07 mm)	45 x 7	Bunting/ACSS	1628-50W*
1192.5 MCM	1.337* (33.99 mm)	54 x 19	Grackle/ACSS	1628-50X*
1272 MCM	1.345* (34.16 mm)	45 x 7	Bittern/ACSS	1628-50X*
1272 MCM	1.381* (35.10 mm)	54 x 19	Pheasant/ACSS	1628-50X*
1351.5 MCM	1.386* (35.20 mm)	45 x 7	Dipper/ACSS	1628-50X*
1351.5 MCM	1.424* (36.17 mm)	54 x 19	Martin/ACSS	1628-50Y*
1431 MCM	1.427* (36.25 mm)	45 x 7	Bobolink/ACSS	1628-50Y*
1431 MCM	1.465* (37.21 mm)	54 x 19	Plover/ACSS	1628-50Z*
1590 MCM	1.504* (38.15 mm)	45 x 7	Lapwing/ACSS	1628-50Z*
1590 MCM	1.544* (39.24 mm)	54 x 19	Falcon/ACSS	1628-50A*
1780 MCM	1.602* (40.69 mm)	84 x 19	Chukar/ACSS	1628-50B*
2034.5 MCM	1.681* (42.70 mm)	72 x 7	Mockingbird/ACSS	1628-50C*
2167 MCM	1.735* (44.12 mm)	72 x 7	Kiwi/ACSS	1628-50D*
2156 MCM	1.762* (44.75 mm)	84 x 19	Bluebird/ACSS	1628-50D*
2312 MCM	1.802* (45.77 mm)	76 x 19	Thrasher/ACSS	1628-50E*
2515 MCM	1.88* (47.75 mm)	76 x 19	Joree/ACSS	1628-50F*

Special order only.
Please allow 30 days for delivery. These are not returnable.

For grip details
See pages 281 and 282.

ACSS/TW (Aluminum Conductor Steel Supported/Trapezoidal Wire)

For Cable Diameter

795 - 2627.3 MCM

.960" - 1.762" (24.38 mm - 44.75 mm)


MAXIMUM SAFE LOAD

F
25,000 lbs.
 (11,340 kg)
 with bolt on jaw

MCM Cable Size	Diameter inches (mm)	No. of Alum. & Steel Strands	Code Word	Cat. No
762.8 MCM	.990" (25.15 mm)	20 x 7	Wabash/ACSS/TW	1628-50P*
768.2 MCM	.977" (24.82 mm)	20 x 7	Maumee/ACSS/TW	1628-50P*
795 MCM	.960" (24.38 mm)	17 x 7	Tern/ACSS/TW	1628-50P*
795 MCM	.980" (24.89 mm)	18 x 7	Puffin/ACSS/TW	1628-50P*
795 MCM	.993" (25.22 mm)	20 x 7	Condor/ACSS/TW	1628-50P*
795 MCM	1.010" (25.65 mm)	20 x 7	Drake/ACSS/TW	1628-50P*
946.7 MCM	1.077" (27.36 mm)	35 x 7	Fraser/ACSS/TW	1628-50R*
954.0 MCM	1.044" (26.52 mm)	30 x 7	Phoenix/ACSS/TW	1628-50R*
954.0 MCM	1.061" (26.94 mm)	32 x 7	Rail/ACSS/TW	1628-50R*
954.0 MCM	1.080" (27.43 mm)	20 x 7	Cardinal/ACSS/TW	1628-50S*
957.2 MCM	1.060" (26.92 mm)	32 x 7	Kettle/ACSS/TW	1628-50R*
959.6 MCM	1.110" (28.19 mm)	22 x 7	Suwannee/ACSS/TW	1628-50S*
966.2 MCM	1.092" (27.73 mm)	21 x 7	Columbia/ACSS/TW	1628-50S*
1033.5 MCM	1.089" (27.66 mm)	30 x 7	Snowbird/ACSS/TW	1628-50S*
1033.5 MCM	1.102" (27.99 mm)	32 x 7	Ortolan/ACSS/TW	1628-50S*
1033.5 MCM	1.132" (28.75 mm)	22 x 7	Curlew/ACSS/TW	1628-50S*
1113.0 MCM	1.129" (28.68 mm)	30 x 7	Avocet/ACSS/TW	1628-50S*
1113.0 MCM	1.185" (30.10 mm)	38 x 19	Finch/ACSS/TW	1628-50T*
1113.0 MCM	1.143" (29.03 mm)	33 x 7	Bluejay/ACSS/TW	1628-50T*
1158 MCM	1.165" (29.59 mm)	34 x 7	Genessee/ACSS/TW	1628-50T*
1158.4 MCM	1.196" (30.38 mm)	24 x 7	Hudson/ACSS/TW	1628-50T*
1168.1 MCM	1.155" (29.34 mm)	30 x 7	Cheyenne/ACSS/TW	1628-50T*
1192.5 MCM	1.170" (29.72 mm)	30 x 7	Oxbird/ACSS/TW	1628-50T*
1192.5 MCM	1.181" (29.99 mm)	34 x 7	Bunting/ACSS/TW	1628-50T*
1192.5 MCM	1.225" (31.12 mm)	38 x 19	Grackle/ACSS/TW	1628-50U*
1233.6 MCM	1.245" (31.62 mm)	38 x 19	Yukon/ACSS/TW	1628-50U*
1257.1 MCM	1.213" (30.81 mm)	35 x 7	Nelson/ACSS/TW	1628-50U*
1272 MCM	1.203" (30.56 mm)	30 x 7	Scissortail/ACSS/TW	1628-50T*
1272 MCM	1.203" (30.56 mm)	30 x 7	Catawba/ACSS/TW	1628-50T*
1272 MCM	1.264" (32.11 mm)	39 x 19	Pheasant/ACSS/TW	1628-50U*
1272 MCM	1.220" (30.99 mm)	38 x 7	Bittern/ACSS/TW	1628-50U*
1334.6 MCM	1.290" (32.77 mm)	39 x 19	Thames/ACSS/TW	1628-50W*
1351.5 MCM	1.300" (33.02 mm)	42 x 19	Martin/ACSS/TW	1628-50W*
1351.5 MCM	1.256" (31.90 mm)	35 x 7	Dipper/ACSS/TW	1628-50U*
1359.7 MCM	1.259" (31.98 mm)	36 x 7	Mackenzie/ACSS/TW	1628-50W*
1372.5 MCM	1.248" (31.70 mm)	30 x 7	Truckee/ACSS/TW	1628-50U*
1431 MCM	1.291" (32.79 mm)	36 x 7	Bobolink/ACSS/TW	1628-50W*
1431 MCM	1.337" (33.96 mm)	44 x 19	Plover/ACSS/TW	1628-50X*
1433.6 MCM	1.340" (34.04 mm)	39 x 19	Merrimack/ACSS/TW	1628-50X*
1455.3 MCM	1.302" (33.07 mm)	36 x 7	Miramichi/ACSS/TW	1628-50W*
1467.8 MCM	1.292" (32.82 mm)	33 x 7	St. Croix/ACSS/TW	1628-50W*
1533.3 MCM	1.380" (35.05 mm)	38 x 19	Rio Grande/ACSS/TW	1628-50X*
1557.4 MCM	1.350" (34.29 mm)	36 x 7	Potomac/ACSS/TW	1628-50X*
1569 MCM	1.334" (33.88 mm)	33 x 7	Platte/ACSS/TW	1628-50X*
1590 MCM	1.358" (34.49 mm)	36 x 7	Lapwing/ACSS/TW	1628-50X*
1590 MCM	1.410" (35.81 mm)	42 x 19	Falcon/ACSS/TW	1628-50Y*
1657.4 MCM	1.386" (35.20 mm)	36 x 7	Schuykill/ACSS/TW	1628-50X*
1622 MCM	1.420" (36.07 mm)	39 x 19	Pecos/ACSS/TW	1628-50Y*
1730.6 MCM	1.470" (37.34 mm)	34 x 19	James/ACSS/TW	1628-50Z*
1758.6 MCM	1.427" (36.25 mm)	38 x 7	Pee Dee/ACSS/TW	1628-50Y*
1780 MCM	1.445" (36.70 mm)	38 x 19	Chukar/ACSS/TW	1628-50Y*
1949.6 MCM	1.504" (38.20 mm)	44 x 7	Athabaska/ACSS/TW	1628-50Z*
1926.9 MCM	1.550" (39.37 mm)	42 x 19	Cumberland/ACSS/TW	1628-50A*
2153.8 MCM	1.602" (40.69 mm)	64 x 19	Powder/ACSS/TW	1628-50B*
2156 MCM	1.608" (40.84 mm)	64 x 19	Bluebird/ACSS/TW	1628-50B*
2627.3 MCM	1.761" (44.73 mm)	64 x 19	Santee/ACSS/TW	1628-50D*

Special order only. Application must be confirmed prior to ordering. Please allow 30 days for delivery

For grip details see pages 281 and 282.



AAC (All Aluminum Conductor)

For Cable Diameter

4 AWG - 650 MCM

.231" - .928" (5.87 mm - 23.57 mm)

MAXIMUM SAFE LOAD

AWG or MCM Cable Size	Diameter inches (mm)	No. of Alum. Strands	Code Word	MAXIMUM SAFE LOAD			
				A 4,500 lbs (2041 kg)	B 8,000 lbs (3629 kg)	C 15,000 lbs (6803 kg)	D 20,000 lbs (9072 kg)
				Cat. No.	Cat. No.	Cat. No.	Cat. No.
4	.231" (5.87 mm)	7	Rose	1656-20, 1656-20H and S1656-20H			
2	.292" (7.42 mm)	7	Iris	1656-20, 1656-20H and S1656-20H			
1	.328" (8.33 mm)	7	Pansy	1656-20, 1656-20H, S1656-20H, 1656-30, 1656-30H and S1656-30H			
1/0	.369" (9.36 mm)	7	Poppy	1656-20, 1656-20H, S1656-20H, 1656-30, 1656-30H and S1656-30H			
2/0	.414" (10.51 mm)	7	Aster	1656-30, 1656-30H and S1656-30H			
3/0	.465" (11.81 mm)	7	Phlox	1656-30, 1656-30H and S1656-30H			
4/0	.522" (13.25 mm)	7	Oxlip	1656-30, 1656-30H and S1656-30H			
250 MCM	.567" (14.40 mm)	7	Sneezewort		1656-40, 1656-40H and S1656-40H	1628-16PI*	
250 MCM	.574" (14.58 mm)	19	Valerian		1656-40, 1656-40H and S1656-40H	1628-16PI*	
266.8 MCM	.586" (14.88 mm)	7	Daisy		1656-40, 1656-40H and S1656-40H	1628-16PJ*	
266.8 MCM	.593" (15.05 mm)	19	Laurel		1656-40, 1656-40H and S1656-40H	1628-16PJ*	
300 MCM	.628" (15.95 mm)	19	Peony		1656-40, 1656-40H and S1656-40H	1628-16PJ*	
336.4 MCM	.665" (16.90 mm)	19	Tulip		1656-40, 1656-40H and S1656-40H	1628-16PK*	
350 MCM	.678" (17.22 mm)	19	Daffodil		1656-40, 1656-40H and S1656-40H	1628-16PK*	
397.5 MCM	.724" (18.38 mm)	19	Canna		1656-40, 1656-40H and S1656-40H	1628-16PL*	
450 MCM	.769" (19.53 mm)	19	Goldentuft		1656-50, 1656-50H and S1656-50H	1628-16PM*	
477 MCM	.792" (20.12 mm)	19	Cosmos			1628-16PM*	
477 MCM	.794" (20.18 mm)	37	Syringa			1628-16PM*	
500 MCM	.811" (20.60 mm)	19	Zinnia			1628-16PM*	
500 MCM	.813" (20.65 mm)	37	Hyacinth			1628-16PM*	
556.5 MCM	.856" (21.73 mm)	19	Dahlia			1628-16PN*	1628-30N*
556.5 MCM	.858" (21.80 mm)	37	Mistletoe			1628-16PN*	1628-30N*
600 MCM	.891" (22.63 mm)	37	Meadowsweet				1628-300*
636 MCM	.918" (23.31 mm)	37	Orchid				1628-300*
650 MCM	.928" (23.57 mm)	37	Heuchera				1628-300*

"S" is for spring. "H" is for hot latch.

*Special order only. Please allow 30 days for delivery. These are not returnable.

For grip details
See pages 281 and 282.

AAC (All Aluminum Conductor)

For Cable Diameter
700 - 2500 MCM
.963" - 1.823" (24.46 mm - 46.30 mm)

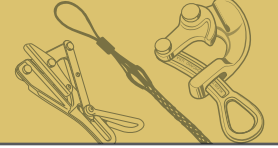
MAXIMUM SAFE LOAD

MCM Cable Size	Diameter inches (mm)	No. of Alum. & Steel Strands	Code Word	MAXIMUM SAFE LOAD		
				D 20,000 lbs (9,072 kg)	E 25,000 lbs (11,340 kg)	F 25,000 lbs. (11,340 kg) with bolt on jaw
			Cat. No.	Cat. No.	Cat. No.	
700 MCM	.963" (24.46 mm)	37	Verbena	1628-30P*		1628-50P*
700 MCM	.964" (24.49 mm)	61	Flag	1628-30P*		1628-50P*
715.5 MCM	.974" (24.73 mm)	37	Violet	1628-30P*		1628-50P*
715.5 MCM	.975" (24.76 mm)	61	Nasturtium	1628-30P*		1628-50P*
750 MCM	.997" (25.32 mm)	37	Petunia	1628-30P*		1628-50P*
750 MCM	.998" (25.35 mm)	61	Cattail	1628-30P*		1628-50P*
795 MCM	1.026" (26.07 mm)	37	Arbutus	1628-30R*		1628-50R*
795 MCM	1.028" (26.11 mm)	61	Lilac	1628-30R*		1628-50R*
800 MCM	1.029" (26.14 mm)	37	Fuchsia	1628-30R*		1628-50R*
800 MCM	1.031" (26.19 mm)	61	Heliotrope	1628-30R*		1628-50R*
874.5 MCM	1.076" (27.37 mm)	37	Anemone	1628-30R*		1628-50R*
874.5 MCM	1.077" (27.36 mm)	61	Crocus	1628-30R*		1628-50R*
900 MCM	1.092" (27.74 mm)	37	Cockscomb	1628-30S*		1628-50S*
954 MCM	1.124" (28.55 mm)	37	Magnolia	1628-30S*		1628-50S*
954 MCM	1.126" (28.60 mm)	61	Goldenrod	1628-30S*		1628-50S*
1000 MCM	1.152" (29.26 mm)	61	Camellia	1628-30T*		1628-50T
1000 MCM	1.152" (29.26 mm)	37	Hawkweed	1628-30T*		1628-50T*
1033.5 MCM	1.170" (29.71 mm)	37	Bluebell	1628-30T*		1628-50T*
1033.5 MCM	1.172" (29.76 mm)	61	Larkspur	1628-30T*		1628-50T*
1113 MCM	1.216" (30.88 mm)	61	Marigold	1628-30U*	1628-40U*	1628-50U*
1192.5 MCM	1.258" (31.96 mm)	61	Hawthorn	1628-30U*	1628-40U*	1628-50U*
1272 MCM	1.297" (32.94 mm)	61	Narcissus		1628-40W*	1628-50W*
1351.5 MCM	1.339" (34.02 mm)	61	Columbine		1628-40X*	1628-50X*
1431 MCM	1.379" (35.02 mm)	61	Carnation		1628-40X*	1628-50X*
1510.5 MCM	1.417" (35.98 mm)	61	Gladiolus		1628-40Y*	1628-50Y*
1590 MCM	1.454" (36.93 mm)	61	Coreopsis		1628-40Z*	1628-50Z*
1750 MCM	1.524" (38.72 mm)	61	Jessamine		1628-40A*	1628-50A*
2000 MCM	1.630" (41.41 mm)	91	Cowslip			1628-50B*
2250 MCM	1.729" (43.92 mm)	91	Sagebrush			1628-50D*
2500 MCM	1.823" (46.30 mm)	91	Lupine			1628-50E*

Maximum safe stringing tension 12,500 lbs to minimize cable deformation.

* Special order. Please allow 30 days for delivery. These are not returnable.

For grip details
 See pages 281 and 282.



Chicago™ Grips

1656 Series

- Round, smooth inside jaw contour on this series of grips is ideal for bare ACSR
- Smooth jawed grips with maximum contact are less likely to cause cable deformation



1656-30



1656-40

A 4,500 lbs. (2,041 kg) Maximum Safe Load

Cat. No.	Hot Latch Model No.	Hot Latch/Spring Model No.	Cable Diameter	Jaw Length	Weight
1656-20	1656-20H	S1656-20H	0.20" to 0.40" (5.08 to 10.16 mm)	4" (101.6 mm)	3.0 lbs. (1.36 kg)
1656-30	1656-30H	S1656-30H	0.31" to 0.53" (7.87 to 13.46 mm)	4-3/4" (120.7 mm)	3.8 lbs. (1.70 kg)

B 8,000 lbs. (3,629 kg) Maximum Safe Load

Cat. No.	Hot Latch Model No.	Hot Latch/Spring Model No.	Cable Diameter	Jaw Length	Weight
1656-40	1656-40H	S1656-40H	0.53" to 0.74" (13.46 mm to 18.80 mm)	5-1/2" (139.7 mm)	8.3 lbs. (3.76 kg)
1656-50	1656-50H	S1656-50H	0.74" to 0.86" (18.80 to 21.84 mm)	5-1/2" (139.7 mm)	8.3 lbs. (3.76 kg)
1656-60	1656-60H	S1656-60H	0.86" to 0.96" (21.84 to 24.38 mm)	5-1/2" (139.7 mm)	8.3 lbs. (3.76 kg)


1628-16P and 1628-30 Series

- Round jaws are shaped to provide maximum contact with the cable, virtually eliminating cable deformation
- Designed for large-diameter ACSR cables
- These grips are special order only; please allow 30 days for delivery; special order grips are not returnable

C 15,000 lbs. (6,803 kg) Maximum Safe Load

Cat. No.	Cable Diameter Range	Jaw Length	Weight
162816PE	0.31" to 0.33" (7.87 to 8.38 mm)	7-1/4" (184.15 mm)	17.0 lbs. (7.73 kg)
162816PF	0.33" to 0.39" (8.38 to 9.90 mm)	7-1/4" (184.15 mm)	17.0 lbs. (7.73 kg)
162816PG	0.40" to 0.45" (9.93 to 11.50 mm)	7-1/4" (184.15 mm)	17.0 lbs. (7.73 kg)
162816PH ‡	0.46" to 0.52" (11.53 to 13.08 mm)	7-1/4" (184.15 mm)	17.0 lbs. (7.73 kg)
162816PI	0.52" to 0.58" (13.11 to 14.68 mm)	7-1/4" (184.15 mm)	17.0 lbs. (7.73 kg)
162816PJ	0.58" to 0.64" (14.71 to 16.25 mm)	7-1/4" (184.15 mm)	17.0 lbs. (7.73 kg)
162816K	0.64" to 0.70" (16.28 to 17.86 mm)	7-1/4" (184.15 mm)	17.0 lbs. (7.73 kg)
162816PL	0.71" to 0.76" (17.89 mm -19.43 mm)	7-1/4" (184.15 mm)	17.0 lbs. (7.73 kg)
162816PM	0.77" to 0.82" (19.46 to 21.03 mm)	7-1/4" (184.15 mm)	17.0 lbs. (7.73 kg)
162816PN	0.83" to 0.89" (21.06 to 22.61 mm)	7-1/4" (184.15 mm)	17.0 lbs. (7.73 kg)

‡ The "H" suffix does not mean Hot Latch, this is only for Cat. No. 1628-16PH.



1628-16P



1628-30

D 20,000 lbs. (9,072 kg) Maximum Safe Load

Cat. No.	Cable Diameter Range	Jaw Length	Weight
162930N	0.83" to 0.89" (21.06 to 22.61 mm)	10-3/4" (273.05 mm)	27.0 lbs. (12.27 kg)
1628300	0.89" to 0.96" (22.63 to 24.21 mm)	10-3/4" (273.05 mm)	27.0 lbs. (12.27 kg)

Chicago™ Grips

1628 Series

- Round jaws are shaped to provide maximum contact with the cable, virtually eliminating cable deformation
- These grips are special order only; please allow 30 days for delivery; special order grips are not returnable

D 20,000 lbs. (9,072 kg) Maximum Safe Load

Cat. No.	Cable Diameter Range	Jaw Length	Weight
162830P	0.95" to 1.02" (24.23 to 25.78 mm)	10-3/4" (273.05 mm)	27.0 lbs. (12.27 kg)
162830R	1.02" to 1.08" (25.81 to 27.38 mm)	10-3/4" (273.05 mm)	27.0 lbs. (12.27 kg)
162830S	1.08" to 1.14" (27.41 to 28.96 mm)	10-3/4" (273.05 mm)	27.0 lbs. (12.27 kg)
162830T	1.14" to 1.20" (28.95 to 30.55 mm)	10-3/4" (273.05 mm)	27.0 lbs. (12.27 kg)
162830U	1.21" to 1.26" (30.7 to 32 mm)	10-3/4" (273.05 mm)	27.0 lbs. (12.27 kg)

E 25,000 lbs. (11,340 kg) Maximum Safe Load


Cat. No.	Cable Diameter Range	Jaw Length	Weight
162840U	1.20" to 1.26" (30.48 to 32 mm)	10-3/4" (273.05 mm)	34.0 lbs. (15.45 kg)
162840W	1.27" to 1.32" (32.25 to 33.52 mm)	10-3/4" (273.05 mm)	34.0 lbs. (15.45 kg)
162840X	1.33" to 1.39" (33.78 to 35.30 mm)	10-3/4" (273.05 mm)	34.0 lbs. (15.45 kg)
162840Y	1.39" to 1.45" (35.30 to 36.83 mm)	10-3/4" (273.05 mm)	34.0 lbs. (15.45 kg)
162840Z	1.45" to 1.52" (36.83 to 38.6 mm)	10-3/4" (273.05 mm)	34.0 lbs. (15.45 kg)
162840A	1.52" to 1.58" (38.6 to 40.13 mm)	10-3/4" (273.05 mm)	34.0 lbs. (15.45 kg)

F 25,000 lbs. (11,340 kg) Maximum Safe Load with bolt on jaw


Cat. No.	Cable Diameter Range	Jaw Length	Weight
1628-50P	0.95" to 1.02" (24.23 to 25.78 mm)	10-3/4" (273.05 mm)	34.0 lbs. (15.45 kg)
1628-50R	13.9 oz. (394 g)	10-3/4" (273.05 mm)	34.0 lbs. (15.45 kg)
162850S	1.08" to 1.14" (27.41 to 28.96 mm)	10-3/4" (273.05 mm)	34.0 lbs. (15.45 kg)
162850T	1.14" to 1.20" (28.95 to 30.55 mm)	10-3/4" (273.05 mm)	34.0 lbs. (15.45 kg)
162850U	1.20" to 1.27" (30.48 to 32.25 mm)	10-3/4" (273.05 mm)	34.0 lbs. (15.45 kg)
162850W	1.27" to 1.33" (32.25 to 33.78 mm)	10-3/4" (273.05 mm)	34.0 lbs. (15.45 kg)
162850X	1.33" to 1.39" (33.78 to 35.30 mm)	10-3/4" (273.05 mm)	34.0 lbs. (15.45 kg)
162850Y	1.39" to 1.45" (35.30 to 36.83 mm)	10-3/4" (273.05 mm)	34.0 lbs. (15.45 kg)
162850Z	1.45" to 1.52" (36.83 to 38.6 mm)	10-3/4" (273.05 mm)	34.0 lbs. (15.45 kg)
162850A	1.52" to 1.58" (38.6 to 40.13 mm)	10-3/4" (273.05 mm)	34.0 lbs. (15.45 kg)
162850B	1.58" to 1.64" (40.13 to 41.65 mm)	10-3/4" (273.05 mm)	34.0 lbs. (15.45 kg)
162850C	1.64" to 1.70" (41.65 to 43.18 mm)	10-3/4" (273.05 mm)	34.0 lbs. (15.45 kg)
162850D	1.70" to 1.77" (43.18 to 44.95 mm)	10-3/4" (273.05 mm)	34.0 lbs. (15.45 kg)
162850E	1.77" to 1.83" (44.95 to 46.48 mm)	10-3/4" (273.05 mm)	34.0 lbs. (15.45 kg)
162850F	1.83" to 1.89" (46.48 to 48 mm)	10-3/4" (273.05 mm)	34.0 lbs. (15.45 kg)



1628-30



1628-40



1628-50

- Removable bolt on floating jaw, secured by a slotted nut and cotter pin. Jaw provides increased cable coverage
- Cat. No. 555 replacement bolt available
- NOTE: Jaw must be removed to insert cable
- These grips are special order only; please allow 30 days for delivery; special order grips are not returnable



Chicago™ Grip-Dual Conductor

- Designed specifically for VR2® (vibration-resistant) and TransPow® T-2® dual conductor twisted pair cables
- Machined upper and lower jaws eliminate scoring or damage to second conductor
- Currently available in U size. Made to order. Please call Klein Tools for expected delivery dates. These are not returnable

E 25,000 lbs. (11,340 kg) Maximum Safe Load

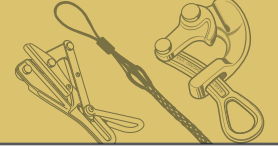
Cat. No.	Cable Diameter Range	Jaw Length	Weight
162840VRU	1.20" to 1.27" (30.5 to 32.3 mm)	10-3/4" (273.1 mm)	34 lbs. (15.45 kg)

VR2 is a registered trademark of Southwire Company.

TransPow and T-2 are registered trademarks of General Cable Technologies Corporation.




1628-40VRU



Chicago™ Grips

Aircraft Cable, EHS (Extra-High-Strength), Messenger and Guy Strand-1613, 1628, 1684 and 1692 Series




1613-40



1684-5C


- Sawtooth jaw profile provides extra gripping power.



1684-5F



With file insert



1684-74



Milled curved jaw



Replacement parts available: Screws (Cat. No. 573) and file (Cat. No. 578).


- Designed for cable sizes from 0.12" (3.10 mm) to 1" (25.4 mm)
- Double V grooves provide four-point contact, reducing chance of slipping and providing proper alignment of wire and cable.
- Cat. No. 1684-5F is a Single V with file insert.
- Cat. No. 1684-5C is Aggressive jaw profile
- Sawtooth jaw profile provides extra gripping power
- Replacement parts available: Screws (Cat. No. 573) and file (Cat. No. 578)

Cat. No.	Hot Latch Model No.	Hot Latch/Spring Model No.	Cable Diameter	Jaw Length	Weight
4,500 lbs. (2,041 kg) Maximum Safe Load					
1613-40	1613-40H	S1613-40H	0.12" to 0.37" (3.05 to 9.40 mm)	4-3/16" (106.4 mm)	3.0 lbs. (1.36 kg)
8,000 lbs. (3,629 kg) Maximum Safe Load					
1684-5F	—	—	0.16" to 0.55" (4.06 to 13.97 mm)	5" (127.0 mm)	6.3 lbs. (2.86 kg)
1684-5	1684-5H	S1684-5H	0.218" to 0.550" (5.54 to 13.97 mm)	5" (127.0 mm)	6.3 lbs. (2.86 kg)
1692-5	—	—	0.218" to 0.550" (5.54 to 13.97 mm)	5" (127.0 mm)	6.4 lbs. (2.90 kg)
8,000 lbs. (3,629 kg) Maximum Safe Load – EHS Specific					
1684-5C	—	—	0.16" to 0.55" (4.06 to 13.97 mm)	5" (127.0 mm)	6.3 lbs. (2.86 kg)
1684-74	—	S1684-5H	0.218" to 0.550" (5.54 to 13.97 mm)	5" (127.0 mm)	6.3 lbs. (2.86 kg)
15,000 lbs. (6,803 kg) Maximum Safe Load					
1628-16	—	—	0.31" to 0.62" (7.87 to 15.75 mm)	7-1/4" (184.2 mm)	15.3 lbs. (6.94 kg)
1628-17	—	—	0.50" to 0.75" (12.70 to 19.05 mm)	7-1/4" (184.2 mm)	16.3 lbs. (7.39 kg)
1628-18	—	—	0.75" to 1.0" (19.05 to 25.40 mm)	7-1/4" (184.2 mm)	15.7 lbs. (7.12 kg)

Weatherproof Stranded and Solid Cable -1611 Series

- Round inside jaw contour for weatherproof coated wire
- Notches in jaw provide firm grip on insulation

Cat. No.	Cable Diameter	Jaw Length	Weight
4,500 lbs. (2,041 kg) Maximum Safe Load			
1611-20	0.20" to 0.40" (5.08 to 10.16 mm)	4-3/16" (106.4 mm)	3.0 lbs. (1.36 kg)
1611-30	0.31" to 0.53" (7.87 to 13.46 mm)	4-3/4" (120.7 mm)	3.8 lbs. (1.72 kg)
8,000 lbs. (3,629 kg) Maximum Safe Load			
1611-40	0.53" to 0.70" (13.46 to 17.78 mm)	5-11/16" (144.5 mm)	7.8 lbs. (3.54 kg)
1611-50	0.74" to 0.86" (18.80 to 21.84 mm)	5-11/16" (144.5 mm)	7.8 lbs. (3.54 kg)



1611-30




Notched Jaw

Chicago™ Grips

Bare Wire-1613 Series

- Designed for working with solid and stranded bare wire from 0.08" (2 mm) to 0.20" (5.1 mm)
- Lightweight, cost-effective grip
- Single "V" groove jaw
- Cat. Nos. 1613-35 and 1613-35H pulls #6 and #8 bare copper wire without damaging or deforming the cable




1613-30



1613-35



Cat. No.	Latch Model	Minimum Cable	Maximum Cable	Jaw Length	Weight
1,500 lbs. (680 kg) Maximum Safe Load					
1613-30	—	12 B and S solid 0.08" (2.03 mm)	4 B and S solid 0.20" (5.08 mm)	3" (76.2 mm)	1.5 lbs. (0.68 kg)
4,500 lbs. (2,041 kg) Maximum Safe Load					
1613-35	1613-35H	#8 AWG Bare Copper	#6 AWG Bare Copper	4-3/16" (106.4 mm)	6.0 lbs. (2.72 kg)



1613-35 and 1613-35H pulls #6 and #8 bare copper wire

PVC-Covered Cable -1659 Series

- Specially machined serpentine jaws allow insulated conductor to be inserted through jaws
- Eliminates necessity of stripping insulation from conductor
- Round inside-jaw contour



Cat. No.	Cable Diameter	Jaw Length	Weight
4,500 lbs. (2,041 kg) Maximum Safe Load			
1659-20	0.20" to 0.42" (5.08 to 10.67 mm)	4-3/16" (106.4 mm)	3.0 lbs. (1.36 kg)
1659-30	0.31" to 0.50" (7.87 to 12.70 mm)	4-3/4" (120.7 mm)	3.8 lbs. (1.72 kg)
8,000 lbs. (3,629 kg) Maximum Safe Load			
1659-40	0.49" to 0.79" (12.45 to 20.07 mm)	5-11/16" (144.5 mm)	7.8 lbs. (3.54 kg)
1659-50	0.79" to 1.01" (20.07 to 25.65 mm)	5-11/16" (144.5 mm)	7.8 lbs. (3.54 kg)



1659-30



Serpentine Jaw

Bell System B, L, and H-1628, 1659, 1684 & 1692 Series

- All are equipped with chain, toggle and shackle - keeps the grip from falling off of cable
- 1659-5AT is similar to Bell-System type "B" Strand Puller. Designed to pull 1/4" (6.35 mm) figure-8 telephone cable. Also has serpentine jaw



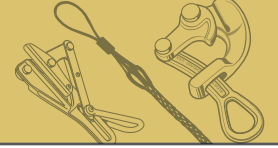
Serpentine Jaw

Cat. No.	Type	Cable Diameter	Jaw Length	Weight
5,000 lbs. (2,268 kg) Maximum Safe Load				
1659-5AT	"B" Strand Puller	0.20" to 0.37" (5.08 to 9.4 mm)	5" (127.0 mm)	6.7 lbs. (3.04 kg)
8,000 lbs. (3,629 kg) Maximum Safe Load				
1684-5AT	"L" Strand Puller	0.218" to 0.550" (5.54 to 13.97 mm)	5" (127.0 mm)	6.9 lbs. (3.13 kg)
1692-5AT	"L" Strand Puller	0.218" to 0.550" (5.54 to 13.97 mm)	5" (127.0 mm)	6.6 lbs. (2.99 kg)
15,000 lbs. (6,803 kg) Maximum Safe Load				
1628-16AT	"H" Strand Puller	0.31" to 0.62" (7.87 to 15.75 mm)	7-1/4" (184.2 mm)	15.8 lbs. (7.17 kg)

*1692-5AT (larger clamping force than 1684-5AT)




1659-5AT



Steel Strand – Haven's™ Grips

Messenger and Guy Strand - 1604 Series

- Designed for use when light, compact grip is desired and where cable deformation is not a factor
- Gripping pressure of the knurled jaw is applied to 1/4" (6.35 mm) cable area
- Latch on Cat. No. 1604-20L helps hold cable in the jaw



1604-10



1604-20L



Cat. No.	Latch Model	Cable Diameter	Weight
2,500 lbs. (1,134 kg) Maximum Safe Load			
1604-10	—	0.06" to 0.25" (1.52 to 6.35 mm)	4.0 lbs. (1.81 kg)
5,000 lbs. (2,268 kg) Maximum Safe Load			
1604-20	1604-20L	0.125" to 0.500" (3.18 to 12.70 mm)	2.1 lbs. (0.95 kg)

Wire Rope-1625 Series

- Designed for use when light, compact grip is desired and where cable deformation is not a factor
- Gripping pressure of the knurled jaw is applied to 1/4" (6.35 mm) cable area
- All 1625 series have a swing latch to help hold cable in the jaw



1625-20



Cat. No.	Cable Diameter	Weight
8,000 lbs. (3,629 kg) Maximum Safe Load		
1625-20	0.28" to 0.75" (7.11 to 19.05 mm)	4.0 lbs. (1.81 kg)
162520-7/8	0.38" to 0.88" (9.65 to 22.35 mm)	4.0 lbs. (1.81 kg)
162520-1	0.50" to 1.00" (12.70 to 25.40 mm)	4.0 lbs. (1.81 kg)

Parallel Jaw Grips

Parallel Jaw Grip - Hendrix® Tree Wire

- Securely pulls HDPE-coated cable commonly known as "tree wire"
- Innovative high-traction surface grips the cable without damaging the outer jacket
- Tough carbide grit technology withstands even the harshest jobsite conditions
- The only grip solution specifically designed for Hendrix® Aerial Cable
- Spring-loaded for one-handed operation and easy placement on the conductor
- Hendrix® is a registered trademark of Marmon Utility LLC



NEW!




1716-60


Cat. No.	Cable Diameter	Jaw Length	Weight
12,000 lbs. (5,443 kg) Maximum Safe Load			
1716-60 NEW!	0.70" to 1.30" (17.78 to 33.02 mm)	5-1/8" (130.2 mm)	8.1 lbs. (3.67 kg)

Parallel Jaw Grips

KT4500, KT4600 and KT4800 Series



KT4500



KT4650

KT4602

- The KT4500, KT4600 and KT4800 Series feature a round serrated jaw
- KT4501, KT4502, KT4601, KT4602, KT4801, KT4802 are supplied with hot latches
- Hot latch closes automatically to guard against grip accidentally disengaging from wire
- Large opening in the handle to accommodate a wide variety of hooks on hoists, winches and tackle blocks


Cat. No.	Cable Diameter	Hot Latch	Spring	Locking Handle	Jaw Length	Weight
5,000 lbs. (2,268 kg) Maximum Safe Load						
KT4500	0.18" to 0.60" (4.57 to 15.20 mm)		•		4" (101.6 mm)	3.8 lbs. (1.72 kg)
KT4501	0.18" to 0.60" (4.57 to 15.20 mm)	•	•	•	4" (101.6 mm)	3.8 lbs. (1.72 kg)
KT4502	0.18" to 0.60" (4.57 to 15.20 mm)	•			4" (101.6 mm)	3.8 lbs. (1.72 kg)
KT4650	0.16" to 0.90" (4.06 to 22.86 mm)		•		4-1/2" (114.3 mm)	4.9 lbs. (2.22 kg)
KT4652	0.16" (4 mm) to 0.9" (23 mm)	•	•		4-1/2" (114.3 mm)	4.9 lbs. (2.22 kg)
10,000 lbs. (4,536 kg) Maximum Safe Load						
KT4600	0.3" to 0.8" (7.62 to 20.3 mm)		•		5" (127.0 mm)	7.0 lbs. (3.18 kg)
KT4601	0.3" to 0.8" (7.62 to 20.3 mm)	•	•	•	5" (127.0 mm)	7.0 lbs. (3.18 kg)
KT4602	0.3" to 0.8" (7.62 to 20.3 mm)	•			5" (127.0 mm)	7.0 lbs. (3.18 kg)
12,000 lbs. (5,443 kg) Maximum Safe Load						
KT4800	0.70" to 1.25" (17.78 to 31.75 mm)		•		5-1/8" (130.2 mm)	9.0 lbs. (4.08 kg)
KT4801	0.70" to 1.25" (17.78 to 31.75 mm)	•	•	•	5-1/8" (130.2 mm)	9.0 lbs. (4.08 kg)
KT4802	0.70" to 1.25" (17.78 to 31.75 mm)	•			5-1/8" (130.2 mm)	9.0 lbs. (4.08 kg)

Parallel Jaw Grips-1685

- Lightweight, compact grips pull an exceptionally wide range of cable types and sizes
- Designed with a round inside-jaw contour for maximum contact to minimize cable deformation
- Lower jaw is serrated to firmly grip insulated cables and conductors
- Design includes a latch that prevents the grip from falling in case of jaw disengagement from the cable
- Large-diameter eye accommodates large hooks on hoists, winches and tackle blocks




1685-20



1685-31

Cat. No.	Cable Diameter	Jaw Length	Weight
4,500 lbs. (2,041 kg) Maximum Safe Load			
1685-20	0.157" to 0.875" (3.98 to 22.22 mm)	2-1/2" (63.5 mm)	3.0 lbs. (1.36 kg)
7,500 lbs. (3,400 kg) Maximum Safe Load			
1685-31	0.625" to 1.250" (15.87 to 31.75 mm)	4-1/2" (114.3 mm)	5.0 lbs. (2.27 kg)



Parallel Jaw Grips

Parallel Jaw Grips-1686-10, 1686-20, 1671-10 and 1672-10

- Longer jaws achieve a firm hold, reducing potential deformation to cable
- Designed with a Double V jaw contour, a latch, plus a large-diameter eye that accommodates large hooks on hoists, winches, and tackle blocks
- When latch is closed, it helps maintain cable position in grip jaws
- Cat. Nos. 1686-20 and 1672-10 have knurled jaws

Cat. No.	Cable Diameter	Jaw Length	Weight
10,000 lbs. (4,536 kg) Maximum Safe Load			
1686-10	0.20" to 0.40" (5.08 to 10.16 mm)	4-3/8" (111.1 mm)	5.0 lbs. (2.27 kg)
1686-20	0.20" to 0.40" (5.08 to 10.16 mm)	4-3/8" (111.1 mm)	5.0 lbs. (2.27 kg)
1671-10	0.37" to 0.75" (9.40 to 19.05 mm)	4-3/8" (111.1 mm)	5.0 lbs. (2.27 kg)
1672-10	0.37" to 0.75" (9.40 to 19.05 mm)	4-3/8" (111.1 mm)	5.0 lbs. (2.27 kg)




1672-10

Interchangeable Jaw Grips & Liners

OPGW Conductors - 1628-80 Series - Grip

- Suitable for Optical Ground Wire (OPGW) conductors 0.236" to 0.906" (6 mm - 23 mm)
- Constructed of high strength alloy steel, hot forged, heat treated, and galvanized for toughness, strength and corrosion resistance
- Offers a full range of interchangeable liners to be inserted between the upper and lower jaws of the grip



1628-80

Cat. No.	Cable Diameter	Weight
6,750 lbs. (3,062 kg) Maximum Safe Load		
1628-80	0.236" to 0.906" (5.99 to 23.01 mm)	15.0 lbs. (6.80 kg)

OPGW Conductors - 1628-80 Series - Grip Liners

- **Lower liner** - Polyurethane (provides cushioning for the optical cable) **Upper liner** - Aluminum
- Liners are made to order. Call Customer Service with details of cable diameter, cable type and working load requirements for availability and lead time



1628-80AA


Cat. No.	Cable Diameter	Weight
1628-80AA	0.236" to 0.314" (6.00 to 7.97 mm)	16.0 oz. (454 g)
1628-80BB	0.315" to 0.353" (8.00 to 8.96 mm)	16.0 oz. (454 g)
1628-80E	0.354" to 0.432" (8.99 to 10.97 mm)	10.4 oz. (295 g)
1628-80F	0.433" to 0.511" (10.99 to 12.97 mm)	10.4 oz. (295 g)
1628-80G	0.512" to 0.750" (13.00 to 19.05 mm)	7.2 oz. (204 g)
1628-80H	0.591" to 0.740" (15.01 to 18.79 mm)	8.8 oz. (249 g)
1628-80I	0.670" to 0.747" (17.01 to 18.97 mm)	8.0 oz. (227 g)
1628-80J	0.748" to 0.787" (19.00 to 20.00 mm)	16.0 oz. (454 g)
1628-80K	0.788" to 0.826" (20.02 to 21.00 mm)	16.0 oz. (454 g)
1628-80L	0.827" to 0.866" (21.01 to 22.00 mm)	16.0 oz. (454 g)

Call Klein Tools for expected delivery dates. These are not returnable.

Accessories

Grip-Cleaning Brush Set

- Set of four wire-bristle brushes designed for cleaning Klein wire and cable-pulling grips
- Brushes have stiff wire bristles
- Includes round and square shapes in both 12" and 14" (304.8 and 355.6 mm) lengths for efficient cleaning of different jaw configurations
- Semi-flexible steel shafts set into comfortable wooden handles provide the necessary reach into grip jaws



1-9/16"

1-9/16"

3/8"

3/8"



25450

Cat. No.	Weight
25450	1.0 lbs. (0.45 kg)

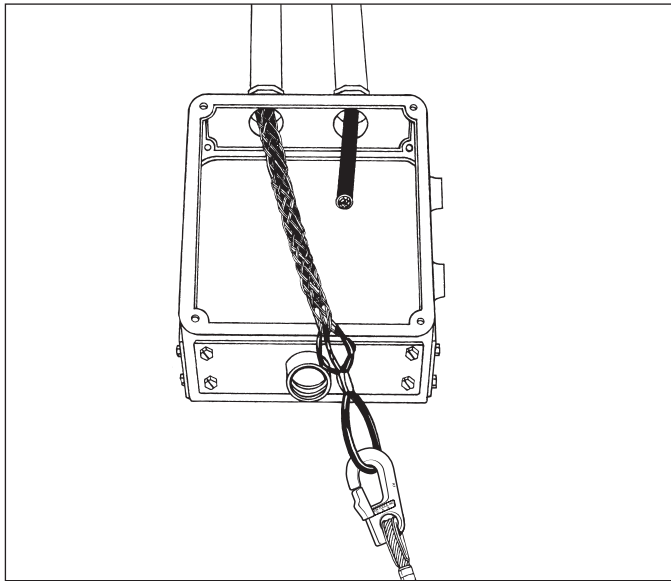
Introduction – Wire Mesh Grips

Klein mesh pulling-grips are used for pulling overhead or underground cable, for stringing service or communication lines into buildings, for pulling wire through conduit, and for general underground construction.

Klein grips may be used for pulling bare or insulated wires, and wire rope. They install quickly and easily, and are designed to pass readily through ducts, conduit, blocks, and sheaves.

Klein grips are reusable and do not damage the cable because pulling tension remains uniform along the length of the grip. The mesh will fit either a single cable, or a bundle of cables.

Klein pulling grips are woven of galvanized steel – strong and long lasting.



General Application Information

KPJ junior-duty series is used for small-job requirements where pulling tensions are low. Typical uses are to connect insulated building wire bundles to pulling tape, and pull through conduit.

KPL light duty grips are economical for applications such as industrial plant wiring and rewiring jobs, and in underground electrical construction where pulling tensions are low.

KSRK light-duty, slack-pulling grips are split mesh, single-weave design with rod closure for quick installation. Application areas similar to KSSK series, except mesh lengths are shorter and for lower pulling loads.

KPM medium-duty grips are flexible and easily handled; ideal for use where the exceptional strength of heavy-duty grips is not required.

KSCK medium-duty slack-pulling grips with closed double-weave mesh are used for final placement of underground cable where cable end is available, or for removing cable. Standard lengths are used in restricted space for short pulls. Where space is not restricted, longer lengths are used for higher pulling loads.

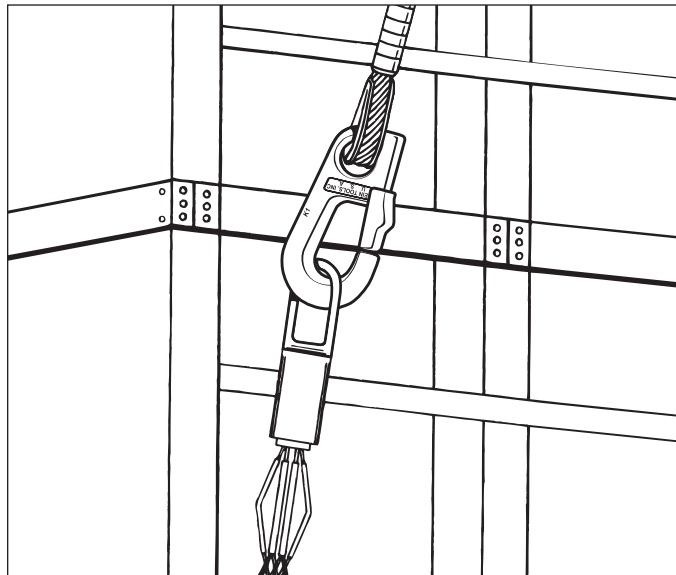
KSSK medium-duty slack-pulling grip applications are similar to the KSCK series except they are used where cable end is not available. Double-weave split mesh has lace closure.

KP heavy-duty grip series are recommended for underground installations.

KPS heavy-duty grip series are also recommended for underground installations. An additional feature of the KPS includes "rotating eye" to allow twists in the cable to spin out during slack periods.

Prefix Letter Code

- KPJ** Pulling, Junior-Duty, Closed-Mesh, Single-Weave, Light Duty, Flexible Eye
- KPL** Pulling, Closed-Mesh, Single-Weave, Flexible Eye
- KSRK** Slack-Pulling, Light-Duty, Split-Mesh, Single-Weave, Rod Closure, Offset Flexible Eye
- KPM** Pulling, Medium-Duty, Closed-Mesh, Double-Weave, Flexible Eye
- KSCK** Slack-Pulling, Medium Duty, Closed-Mesh, Double-Weave, Offset Flexible Eye
- KSSK** Slack-Pulling, Medium Duty, Split-Mesh, Double-Weave, Lace Closure, Offset Flexible Eye
- KP** Pulling, Heavy-Duty, Closed-Mesh, Double-Weave, Flexible Eye
- KPS** Pulling, Heavy-Duty, with Rotating Eye, Closed-Mesh, Double-Weave



Catalog Number Explanation

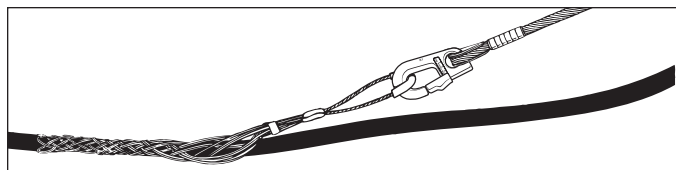
KPS	—	050	—	2
Grip Type* and Mesh		Cat. No.** Size Code		Final Digit, if any, refers to mesh length range or actual dimension.


* See Prefix Letter Code explanation.

** On Junior-duty grips, initial digit "0" is omitted in Cat. No.

Example:

Cat. No. KPS-050-2 is a heavy-duty pulling grip with a rotating eye, for use with cable diameters from .50" to .61", with medium-length mesh.





Introduction – Wire Mesh Grips

How to select proper grip eye and mesh type

There are three basic styles of pulling grips, together with a choice of wire mesh types and lengths to meet a wide variety of pulling requirements.

Design Strength


Applications and conditions of use for Klein mesh pulling grips vary so widely that it is impossible to set any meaningful standard for "breaking strength."

With wire-mesh pulling grips, the holding power achieved is directly related to the length of mesh. The longer the mesh, the firmer the grip on the cable. For smaller-diameter cable, or where the weight to be pulled is less, short mesh grips will serve the purpose.

1. Flexible Eye: Closed Mesh

KPJ/KPL/KPM/KP

This pulling-grip eye allows maximum flexibility to follow the line of pull, and is used when the end of the cable is available. Mesh selection depends on the weight of the material being pulled. Closed-mesh, single-weave, flexible-eye grips are offered in lengths for junior-duty and light-duty use; closed-mesh, double-weave, flexible-eye grips are offered for medium-duty and heavy-duty use.



2. Rotating Eye: Closed Mesh

KPS

Recommended for heavier pulling jobs and underground wiring, this pulling grip eye is furnished on double-weave mesh grips in a wide range of lengths. The rotating eye compensates for pulling torque, relieving strain on the cable. **Rotating-eye grips should not be used on rope or as a swivel.**



3. Offset Flexible Eye: Split and Closed Mesh


KSRK/KSCK/KSSK

These slack-pulling grips come in three styles:

KSRK single-weave split-mesh with rod closure (light duty, where cable end is not available),

KSCK double-weave closed-mesh (for medium duty, where the end of the cable is available),

KSSK double-weave split-mesh with lace closure (medium duty, where cable end is not available).



How grips are attached to cable

Closed-mesh grips simply slip over the cable where the cable end is accessible.

Split-mesh grips are used when the end of the cable is not available.

The grip is folded around the cable, and secured with a wire lace or steel rod (supplied with the grip) as follows:

1. Split mesh with lace closure

Start at the lead end of the grip, threading the lace through the first two loops of the split, then pulling it through until ends are centered evenly. Cross the lace ends and thread through next two loops, and so on down the grip. Do not pull lacing too tight. Spacing of laced closure should be about the same as the mesh weave. When the end of the grip is reached, twist lacing strands tightly together; wrap ends of lace around grip, and twist again to secure. Excess may be cut off.

2. Split mesh with rod closure

Simply wrap the grip around the cable, then thread the rod through the loops, using a cork-screw motion.

To remove, pull the rod out, and the grip is ready for re-use.

Wire-Mesh Grips Warnings

WARNING: Grips are to be used for temporary installation, not for permanent anchorage.

WARNING: When used on/or near energized lines, ground, insulate, or isolate grip before pulling.

WARNING: Do not exceed rated capacity.

WARNING: Always match proper size and type of grip to application.

WARNING: Before each use, clean jaw area and inspect grip for proper operation to avoid slippage.

Introduction – Wire Mesh Grips

How to select the proper pulling grip for your application

1. Select the proper pulling-grip series (Prefix Letter Code...e.g. KPS) based on the "General Application Information" descriptions in the Wire-Mesh Grips Introduction on preceding pages.
2. Select grip size based on the outside diameter or circumference of the cable(s) to be pulled. Refer to reference tables (on this and following page) for convenience in determining cable diameters.
3. Use Pulling-Grip Selection Tables (on this and following page) to determine the "Size" portion of the Catalog Number for the cable diameter required. In the ordering tables (see following pages) this "Size" code is incorporated within the catalog number under the various grip-type classifications.

Table 1

Pulling Grip Selection Table for One or More Cables of Equal Diameter to Be Pulled in One Grip

1. Read across on top line for number of cables in one grip.
2. Read down for diameter of each cable.
3. Use Cat. No. size code to select catalog number of the required size grip.

Example:

3 Cables, each with diameter of 1.31" use grip with Cat. No. Size Code 250.

Cable Diameters in Decimal Inches

1 Cable	2 Cables	3 Cables	4 Cables	5 Cables	6 & 7 Cables	8 Cables	9 Cables	Cat. No. Size Code	Grip Diam. Range
0.50-0.62	0.27-0.36	0.26-0.33	0.24-0.28	0.21-0.25	0.19-0.22	0.17-0.20	0.15-0.19	050	0.50-0.62
0.62-0.75	0.36-0.45	0.33-0.36	0.28-0.31	0.25-0.29	0.22-0.26	0.20-0.23	0.19-0.22	062	0.62-0.75
0.75-1.00	0.45-0.60	0.36-0.49	0.31-0.42	0.29-0.38	0.26-0.34	0.23-0.31	0.22-0.31	075	0.75-1.00
1.00-1.25	0.60-0.76	0.49-0.63	0.42-0.54	0.38-0.48	0.34-0.43	0.31-0.39	0.29-0.36	100	1.00-1.25
1.25-1.50	0.76-0.91	0.63-0.76	0.54-0.65	0.48-0.58	0.43-0.52	0.39-0.46	0.36-0.43	125	1.25-1.50
1.50-1.75	0.91-1.08	0.76-0.89	0.65-0.77	0.58-0.67	0.52-0.60	0.46-0.54	0.43-0.49	150	1.50-1.75
2.00-2.50	1.23-1.54	1.02-1.28	0.88-1.10	0.77-0.96	0.69-0.86	0.62-0.77	0.57-0.72	200	2.00-2.50
2.50-3.00	1.54-1.84	1.28-1.53	1.10-1.32	0.96-1.16	0.86-1.03	0.77-0.93	0.72-0.86	250	2.50-3.00
3.00-3.50	1.84-2.15	1.53-1.79	1.32-1.54	1.16-1.35	1.03-1.20	0.93-1.08	0.86-1.00	300	3.00-3.50
3.50-4.00	2.15-2.45	1.79-2.05	1.54-1.76	1.35-1.54	1.20-1.37	1.08-1.24	1.00-1.14	350	3.50-4.00

Table 2

Pulling-Grip Selection Table for Cables of Different Diameters to Be Pulled in One Grip

Grip Circumference Range		Cat. No. Size Code	Grip Diameter Range	
Fractional Inches	Decimal Inches		Fractional Inches	Decimal Inches
1-37/64-1-15/16	1.57-1.94	062	1/2-5/8	.50-.62
1-37/64-2-3/8	1.57-2.37	050	5/8-3/4	.62-.75
2-3/8-3-5/32	2.37-3.15	075	3/4-1	.75-1.00
3-5/32-3-15/16	3.15-3.94	100	1-1-1/4	1.00-1.25
3-15/16-4-23/32	3.94-4.72	125	1-1/4-1-1/2	1.25-1.50
4-23/32-5-33/64	4.72-5.51	150	1-1/2-1-3/4	1.50-1.75
6-19/64-7-55/64	6.29-7.86	200	2-2-1/2	2.00-2.50
7-55/64-9-7/16	7.86-9.43	250	2-1/2-3	2.50-3.00
9-7/16-11-1/64	9.43-11.01	300	3-3-1/2	3.00-3.50
11-1/64-12-37/64	11.01-12.58	350	3-1/2-4	3.50-4.00

"Grip Circumference Range" refers to circumference of all cables held together.

1. Measure the circumference of bundle of cables to be held.
2. Read down to locate correct range.
3. Read across for catalog number size code.

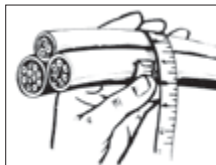


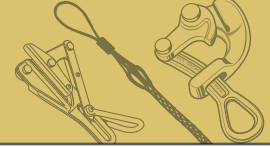
Table 3

Reference Table: Dimension Conversions for Ordering Tables

Decimal Inches	Fractional Inches	Metric Dimensions (mm)
0.12-0.24	1/8-15/64	3.17-5.95
0.25-0.36	1/4-23/64	6.35-9.13
0.37-0.49	3/8-31/64	9.52-12.30
0.50-0.61	1/2-39/64	12.70-15.48
0.62-0.74	5/8-47/64	15.88-18.65
0.75-0.99	3/4-63/64	19.05-25.00
1.00-1.24	1-1-15/64	25.40-31.35
1.25-1.49	1-1/4-1-31/64	31.75-37.70
1.50-1.99	1-1/2-1-63/64	38.10-50.40
2.00-2.49	2-2-31/64	50.80-63.10
2.50-2.99	2-1/2-2-63/64	63.50-75.80
3.00-3.49	3-3-31/64	76.20-88.50
3.50-3.99	3-1/2-3-63/64	88.90-101.20


Example:

For four cables together with circumference of 6.35", use grip containing catalog number size code "200".



Wire Mesh Grips

Single-Weave, Flexible-Eye Pulling Grips



KPJ-50

Cat. No.	Cable Diameter	Loaded/Compressed Mesh Length	Maximum Safe Load	Weight
KPJ50	0.50" to 0.61" (12.70 to 15.59 mm)	8-1/2" (215.9 mm)	260 lbs. (118 kg)	0.8 oz. (23.0 g)
KPJ75	0.75" to 0.99" (19.05 to 25.15 mm)	10" (254.0 mm)	560 lbs. (254 kg)	1.6 oz. (45 g)
KPJ100	1.00" to 1.24" (25.4 to 31.50 mm)	11-1/2" (292.1 mm)	780 lbs. (354 kg)	4.5 oz. (128 g)
KPL125-1	1.25" to 1.49" (31.75 to 37.85 mm)	14" (355.6 mm)	1060 lbs. (481 kg.)	6.4 oz. (181 g)
KPL150-1	1.50" to 1.74" (38.10 to 44.20 mm)	15" (381.0 mm)	1360 lbs. (617 kg)	6.4 oz. (181 g)
KPL200-1	2.00" to 2.49" (50.80 to 63.25 mm)	18" (457.2 mm)	1700 lbs. (771 kg)	10.4 oz. (295 g)

Double-Weave, Flexible-Eye Pulling Grips



KPM-075

Cat. No.	Cable Diameter	Loaded/Compressed Mesh Length	Maximum Safe Load	Weight
KPM050	0.50" to 0.61" (12.70 to 15.59 mm)	13" (330.2 mm)	480 lbs. (218 kg)	1.6 oz. (45 g)
KPM075	0.75" to 0.99" (19.05 to 25.15 mm)	16" (406.4 mm)	1030 lbs. (467 kg)	3.2 oz. (91 g)
KPM100	1.00" to 1.37" (25.4 to 34.80 mm)	18" (457.2 mm)	1420 lbs. (644 kg)	6.4 oz. (181 g)
KP075-24	0.75" to 0.99" (19.05 to 25.15 mm)	24" (609.6 mm)	1360 lbs. (617 kg)	8.0 oz. (227 g)
KP100-24	1.00" to 1.49" (25.4 to 37.85 mm)	24" (609.6 mm)	1920 lbs. (871 kg)	1.1 lbs. (0.50 kg)
KP075-36	0.75" to 0.99" (19.05 to 25.15 mm)	36" (914.4 mm)	1360 lbs. (617 kg)	11.8 oz. (335 g)
KP100-36	1.00" to 1.49" (25.4 to 37.85 mm)	36" (914.4 mm)	1920 lbs. (871 kg)	1.0 lbs. (0.45 kg)
KP150-36	1.50" to 1.99" (38.10 to 50.55 mm)	36" (914.4 mm)	3280 lbs. (1488 kg)	1.6 lbs. (0.73 kg)

Double-Weave, Rotating-Eye Pulling Grips



KPS-062-1

Cat. No.	Cable Diameter	Loaded/Compressed Mesh Length	Maximum Safe Load	Weight
KPS050-2	0.50" to 0.61" (12.70 to 15.59 mm)	16" (406.4 mm)	1120 lbs. (508 kg)	7.2 oz. (204 g)
KPS062-2	0.620" to 0.740" (15.74 to 18.79 mm)	16" (406.4 mm)	1360 lbs. (617 kg)	8.0 oz. (227 g)
KPS075-2	0.75" to 0.99" (19.05 to 25.15 mm)	20" (508.0 mm)	1360 lbs. (617 kg)	13.6 oz. (386 g)
KPS100-2	1.00" to 1.24" (25.4 to 31.50 mm)	20" (508.0 mm)	2560 lbs. (1161 kg)	1.9 lbs. (0.86 kg)
KPS125-2	1.25" to 1.49" (31.75 to 37.85 mm)	21" (533.4 mm)	2560 lbs. (1161 kg)	1.9 lbs. (0.86 kg)
KPS150-2	1.50" to 1.99" (38.10 to 50.55 mm)	25" (635.0 mm)	3280 lbs. (1488 kg)	2.2 lbs. (1.00 kg)
KPS200-2	2.00" to 2.49" (50.80 to 63.25 mm)	26" (660.4 mm)	5440 lbs. (2468 kg)	4.1 lbs. (1.86 kg)
KPS250-2	2.50" to 2.99" (63.50 to 75.95 mm)	28" (711.2 mm)	6600 lbs. (2994 kg)	5.3 lbs. (2.40 kg)
KPS300-2	3.00" to 3.49" (76.20 to 88.65 mm)	30" (762.0 mm)	8200 lbs. (3720 kg)	6.1 lbs. (2.77 kg)
KPS350-2	3.5" to 3.99" (88.90 to 101.35 mm)	32" (812.8 mm)	9600 lbs. (4354 kg)	6.8 lbs. (3.08 kg)
KPS100-3	1.00" to 1.49" (25.4 to 37.85 mm)	33" (838.2 mm)	3280 lbs. (1488 kg)	2.4 lbs. (1.09 kg)
KPS150-3	1.50" to 1.99" (38.10 to 50.55 mm)	34" (863.6 mm)	3280 lbs. (1488 kg)	2.5 lbs. (1.13 kg)
KPS200-3	2.00" to 2.49" (50.80 to 63.25 mm)	36" (914.4 mm)	5440 lbs. (2468 kg)	4.7 lbs. (2.13 kg)

Slack-Pulling, Offset Flexible-Eye Pulling Grips



KSKC-100-1

Cat. No.	Cable Diameter	Loaded/Compressed Mesh Length	Maximum Safe Load	Weight
KSKC100-1	1.00" to 1.24" (25.4 to 31.50 mm)	15" (381.0 mm)	800 lbs. (363 kg)	8.0 oz. (227 g)
KSSK125-1	1.25" to 1.49" (31.75 to 37.85 mm)	16" (406.4 mm)	800 lbs. (363 kg)	4.0 oz. (113 g)

Looking for pricing, stock, or lifecycle information?

Click below to explore more details on WIN SOURCE:

 [View KSCK100-1 on WIN SOURCE](#)

 [Klein Tools, Inc. Information](#)

Optimize Your Supply Chain with WIN SOURCE Solutions

-  Global Sourcing Solution
-  Obsolete Management
-  Cost Control Management
-  Shortage Management
-  Alternative Solution
-  Excess Inventory Management