



**THE DATASHEET OF  
TVR10471KSY**



# Metal Oxide Varistor : TVR Series



## Disc Type Varistor for Surge Protection

### ■ Features

1. RoHS compliant
2. Halogen-free series are available
3. Body size:  $\Phi 5 \sim \Phi 20\text{mm}$
4. Wide operating voltage range: 11Vac ~ 1000 Vac
5. Operating temperature range:  $-40^{\circ}\text{C} \sim +105^{\circ}\text{C}$   
Storage temperature range:  $-40^{\circ}\text{C} \sim +125^{\circ}\text{C}$
6. Agency recognition: UL 1449 4<sup>th</sup> / cUL / TUV/ VDE/ CQC



### ■ Recommended Applications

1. Power supply
2. Home appliance
3. Industrial equipment
4. Telecommunication or telephone system
5. Smart meter
6. PLC (Power line communication)
7. Lighting products
8. Photovoltaic industry

### ■ Part Number Code

T	V	R	0	5	1	8	0	K	S						Y				
1	2	3	4	5	6	7	8	9	10	11	12	13	14	15	16				
Product Type		Body Size		Varistor Voltage( $V_{1\text{mA}}$ )			Tolerance of $V_{1\text{mA}}$		Packaging			Optional Suffix		Internal Control Code					
TVR	THINKING Varistor TVR Series		05 $\Phi 5\text{mm}$	07 $\Phi 7\text{mm}$	10 $\Phi 10\text{mm}$	14 $\Phi 14\text{mm}$	20 $\Phi 20\text{mm}$	180 $18 \times 10^0\text{V}=18\text{V}$	241 $24 \times 10^1\text{V}=240\text{V}$	102 $10 \times 10^2\text{V}=1000\text{V}$	K $\pm 10\%$	AR Tape & reel packing (hole pitch:12.7mm)	ER Tape & reel packing (hole pitch:15.0mm)	AB Tape & ammo box packing (hole pitch:12.7mm)	EB Tape & ammo box packing (hole pitch:15.0mm)	C Bulk & cut lead (followed by the codes of 2 leaded length)	Blank Bulk	Y RoHS & HF Compliant	01~ZZ
Appearance																			
S	Straight lead, epoxy coating																		
F	Y kink lead, epoxy coating																		
T	L kink lead, epoxy coating																		

Note: Optional suffix will be the 11<sup>th</sup> digit if packaging and internal control codes are not coded.

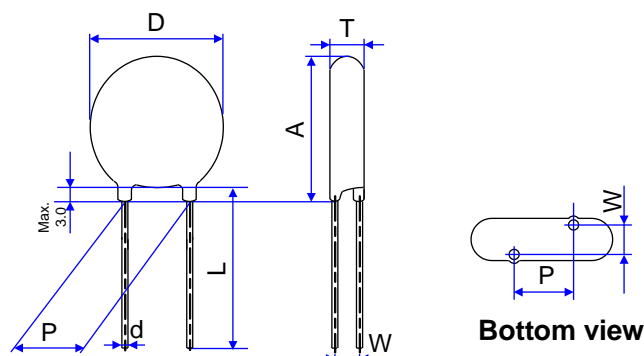
# Metal Oxide Varistor : TVR Series



## Disc Type Varistor for Surge Protection

### Structures and Dimensions

#### S Type (Straight lead)



(Unit: mm)

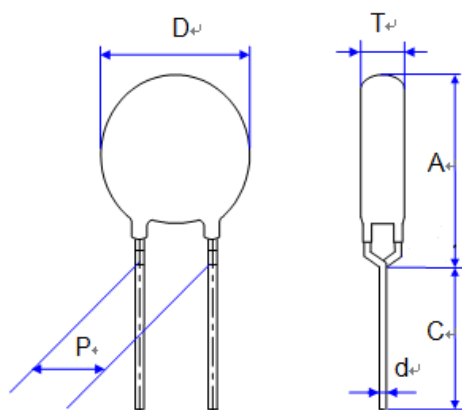
Series	D	Lmin.	d	P	Amax.	Tmax.	W
TVR05	5.0~7.0	26.5	0.6±0.02	5.0±0.5 (for TVR180-561) 5.0±1.0 (for TVR621-751)	9.0	Please refer to the Electrical Characteristics Table	
TVR07	6.5~9.0	26.5	0.6±0.02	5.0±0.5 (for TVR180-561) 5.0±1.0 (for TVR621-821)	11.0 (for TVR07180~621) 11.5 (for TVR07681~821)		
TVR10	9.5~12.5 9.5~13.5 (for TVR10182)	26.5	0.8±0.02	7.5±0.5 (for TVR10180-561) 7.5±1.0 (for TVR10621-182)	15.0 (for TVR10180-112) 15.5 (for TVR10122-182)		
TVR14	13.5~16.0	26.5	0.8±0.02	7.5±0.5 (for TVR14180-561) 7.5±1.0 (for TVR14621-182)	18.5 (for TVR14180-511) 19.0 (for TVR14561-182)		
TVR20	19.5~22.0	22.5	1.0±0.02	10±1	25.5 (for TVR20180-511) 26.0 (for TVR20561-112) 26.5 (for TVR20122-182)		

# Metal Oxide Varistor : TVR Series



## Disc Type Varistor for Surge Protection

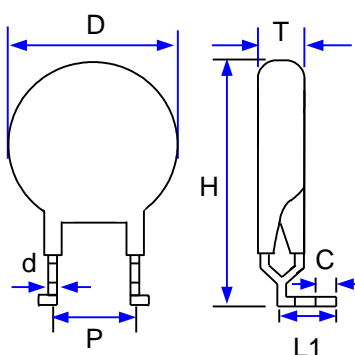
### ■ F Type (Y kink lead)



(Unit: mm)

Series	D	Cmin.	d	P	Amax.	Tmax.
TVR05	5.0~7.0	20	0.6±0.02	5.0±0.5 (for TVR05180-561) 5.0±1.0 (for TVR05621-751)	9.5	Please refer to the Electrical Characteristics Table
TVR07	6.5~9.0	20	0.6±0.02	5.0±0.5 (for TVR07180-561) 5.0±1.0 (for TVR07621-821)	11.5	
TVR10	9.5~12.5 9.5~13.5 (for TVR10182)	20	0.8±0.02	7.5±0.5 (for TVR10180-561) 7.5±1.0 (for TVR10621-182)	16.0	
TVR14	13.5 ~16.0	20	0.8±0.02	7.5±0.5 (for TVR14180-561) 7.5±1.0 (for TVR14621-182)	19.0	
TVR20	19.5~22	20	1.0±0.02	10±1	26.5	

### ■ T Type (L kink lead)



(Unit: mm)

Series	D	C	d	P	Hmax.	L1	Tmax.
TVR10	9.5~12.5 9.5~13.5 (for TVR10182)	3.8±0.8	0.8±0.02	7.5±1	20.0	7.0±1	Please refer to the Electrical Characteristics Table
TVR14	13.5 ~16.0		0.8±0.02	7.5±1	23.5	10.0±1	
TVR20	19.5~22		1.0±0.02	10±1	30.5	9.0±1	

# Metal Oxide Varistor : TVR Series



## Disc Type Varistor for Surge Protection

### ■ Electrical Characteristics

#### 05mm Series

Part No.	Varistor Voltage (@ 1mA DC)	Max. Continuous Voltage		Max. Clamping Voltage (8/20 $\mu$ s)		Max. Surge Current (8/20 $\mu$ s)	Rated Power	Max. Energy (10/1000 $\mu$ s)	Dimension		
	V <sub>1mA</sub>	V <sub>AC(rms)</sub>	V <sub>DC</sub>	V <sub>P</sub>	I <sub>P</sub>	I <sub>max</sub>	P	W <sub>max</sub>	T <sub>min</sub>	T <sub>max</sub>	W $\pm 1.0$
	(V)	(V)	(V)	(V)	(A)	(A)	(W)	(J)	(mm)		
TVR05180	18 (16~20)	11	14	40	1.0	100	0.01	0.4	2.2	3.9	1.5
TVR05220	22 (20~24)	14	18	48	1.0	100	0.01	0.5	2.2	4.1	1.5
TVR05270	27 (24~30)	17	22	60	1.0	100	0.01	0.6	2.4	4.3	1.5
TVR05330	33 (30~36)	20	26	73	1.0	100	0.01	0.8	2.6	4.5	1.5
TVR05390	39 (35~43)	25	31	86	1.0	100	0.01	0.9	2.6	4.6	1.5
TVR05470	47 (42~52)	30	38	104	1.0	100	0.01	1.1	2.3	4.2	1.5
TVR05560	56 (50~62)	35	45	123	1.0	100	0.01	1.3	2.6	4.3	1.5
TVR05680	68 (61~75)	40	56	150	1.0	100	0.01	1.6	2.8	4.6	1.5
TVR05820	82 (74~90)	50	65	145	5.0	400	0.1	2.5	2.0	3.9	1.5
TVR05101	100 (90~110)	60	85	175	5.0	400	0.1	3.0	2.1	4.1	1.6
TVR05121	120 (108~132)	75	100	210	5.0	400	0.1	4.0	2.5	4.3	1.8
TVR05151	150 (135~165)	95	125	260	5.0	400	0.1	4.8	2.0	4.6	1.6
TVR05181	180 (162~198)	115	150	315	5.0	400	0.1	5.9	2.0	3.9	1.4
TVR05201	200 (180~220)	130	170	355	5.0	400	0.1	6.5	2.1	4.0	1.5
TVR05221	220 (198~242)	140	180	380	5.0	400	0.1	7.0	2.1	4.0	1.5
TVR05241	240 (216~264)	150	200	415	5.0	400	0.1	8.0	2.3	4.2	1.6
TVR05271	270 (243~297)	175	225	475	5.0	400	0.1	8.5	2.4	4.4	1.7
TVR05301	300 (270~330)	195	250	525	5.0	400	0.1	8.5	2.7	4.4	1.9
TVR05331	330 (297~363)	215	275	585	5.0	400	0.1	9.2	2.8	4.5	2.0
TVR05361	360 (324~396)	230	300	620	5.0	400	0.1	10	2.9	4.6	2.1
TVR05391	390 (351~429)	250	320	675	5.0	400	0.1	12	3.1	4.8	2.3
TVR05431	430 (387~473)	275	350	745	5.0	400	0.1	13	3.0	5.1	2.3
TVR05471	470 (423~517)	300	385	810	5.0	400	0.1	15	3.2	5.2	2.4
TVR05511	510 (459~561)	320	410	878	5.0	400	0.1	16	3.4	5.4	2.6
TVR05561	560 (504~616)	350	450	962	5.0	400	0.1	18	3.6	5.5	2.8
TVR05621	620 (558~682)	395	510	1050	5.0	400	0.1	18	3.9	5.9	3.0
TVR05681	680 (612~748)	420	560	1120	5.0	400	0.1	18	4.1	6.2	3.2
TVR05751	750 (675~825)	465	615	1240	5.0	400	0.1	18	4.4	6.4	3.5

# Metal Oxide Varistor : TVR Series



## Disc Type Varistor for Surge Protection

### 07mm Series

Part No.	Varistor Voltage (@ 1mA DC)	Max. Continuous Voltage		Max. Clamping Voltage (8/20μs)		Max. Surge Current (8/20μs)	Rated Power	Max. Energy (10/1000μs)	Dimension		
	V <sub>1mA</sub>	V <sub>AC(rms)</sub>	V <sub>DC</sub>	V <sub>P</sub>	I <sub>P</sub>	I <sub>max</sub>	P	W <sub>max</sub>	T <sub>min</sub>	T <sub>max</sub>	W ±1.0
	(V)	(V)	(V)	(V)	(A)	(A)	(W)	(J)	(mm)		
TVR07180	18 (16~20)	11	14	36	2.5	250	0.02	0.9	2.2	3.9	1.3
TVR07220	22 (20~24)	14	18	43	2.5	250	0.02	1.1	2.2	4.1	1.4
TVR07270	27 (24~30)	17	22	53	2.5	250	0.02	1.4	2.4	4.3	1.5
TVR07330	33 (30~36)	20	26	65	2.5	250	0.02	1.7	2.6	4.5	1.7
TVR07390	39 (35~43)	25	31	77	2.5	250	0.02	2.1	2.6	4.6	1.8
TVR07470	47 (42~52)	30	38	93	2.5	250	0.02	2.5	2.3	4.2	1.9
TVR07560	56 (50~62)	35	45	110	2.5	250	0.02	3.1	2.6	4.3	2.0
TVR07680	68 (61~75)	40	56	135	2.5	250	0.02	3.6	2.3	4.6	2.1
TVR07820	82 (74~90)	50	65	135	10	1200	0.25	5.5	2.0	3.9	1.5
TVR07101	100 (90~110)	60	85	165	10	1200	0.25	6.5	2.1	4.1	1.6
TVR07121	120 (108~132)	75	100	200	10	1200	0.25	7.8	2.5	4.3	1.8
TVR07151	150 (135~165)	95	125	250	10	1200	0.25	9.7	2.0	4.6	1.6
TVR07181	180 (162~198)	115	150	300	10	1200	0.25	11.7	2.0	3.9	1.4
TVR07201	200 (180~220)	130	170	340	10	1200	0.25	13	2.1	4.0	1.5
TVR07221	220 (198~242)	140	180	360	10	1200	0.25	14	2.1	4.0	1.5
TVR07241	240 (216~264)	150	200	395	10	1200	0.25	15	2.3	4.2	1.6
TVR07271	270 (243~297)	175	225	455	10	1200	0.25	18	2.4	4.4	1.7
TVR07301	300 (270~330)	195	250	500	10	1200	0.25	21	2.7	4.4	1.9
TVR07331	330 (297~363)	215	275	550	10	1200	0.25	23	2.8	4.5	2.0
TVR07361	360 (324~396)	230	300	595	10	1200	0.25	25	2.9	4.6	2.1
TVR07391	390 (351~429)	250	320	650	10	1200	0.25	25	3.1	4.8	2.3
TVR07431	430 (387~473)	275	350	710	10	1200	0.25	28	3.0	5.1	2.3
TVR07471	470 (423~517)	300	385	775	10	1200	0.25	30	3.2	5.2	2.4
TVR07511	510 (459~561)	320	410	845	10	1200	0.25	33	3.4	5.4	2.6
TVR07561	560 (504~616)	350	450	930	10	1200	0.25	33	3.6	5.5	2.8
TVR07621	620 (558~682)	395	510	1020	10	1200	0.25	35	3.9	5.9	3.0
TVR07681	680 (612~748)	420	560	1120	10	1200	0.25	35	4.1	6.2	3.2
TVR07751	750 (675~825)	465	615	1235	10	1200	0.25	38	4.4	6.4	3.5
TVR07821	820 (738~902)	510	670	1355	10	1200	0.25	42	4.5	6.4	3.2

# Metal Oxide Varistor : TVR Series



## Disc Type Varistor for Surge Protection

### 10mm Series

Part No.	Varistor Voltage (@ 1mA DC)	Max. Continuous Voltage		Max. Clamping Voltage (8/20 $\mu$ s)		Max. Surge Current (8/20 $\mu$ s)	Rated Power	Max. Energy (10/1000 $\mu$ s)	Dimension		
	V <sub>1mA</sub>	V <sub>AC(rms)</sub>	V <sub>DC</sub>	V <sub>P</sub>	I <sub>P</sub>	I <sub>max</sub>	P	W <sub>max</sub>	T <sub>min</sub>	T <sub>max</sub>	W $\pm$ 1.0
	(V)	(V)	(V)	(V)	(A)	(A)	(W)	(J)	(mm)		
TVR10180	18 (16~20)	11	14	36	5.0	500	0.05	2.1	2.6	4.3	1.3
TVR10220	22 (20~24)	14	18	43	5.0	500	0.05	2.5	2.6	4.5	1.4
TVR10270	27 (24~30)	17	22	53	5.0	500	0.05	3.0	2.8	4.7	1.5
TVR10330	33 (30~36)	20	26	65	5.0	500	0.05	4.0	2.9	4.9	1.7
TVR10390	39 (35~43)	25	31	77	5.0	500	0.05	4.6	2.7	5.1	1.8
TVR10470	47 (42~52)	30	38	93	5.0	500	0.05	5.5	2.7	4.5	1.8
TVR10560	56 (50~62)	35	45	110	5.0	500	0.05	7.0	3.0	4.7	1.9
TVR10680	68 (61~75)	40	56	135	5.0	500	0.05	8.2	2.6	5.0	2.2
TVR10820	82 (74~90)	50	65	135	25	2500	0.4	12	2.4	4.3	1.6
TVR10101	100 (90~110)	60	85	165	25	2500	0.4	15	2.6	4.5	1.8
TVR10121	120 (108~132)	75	100	200	25	2500	0.4	18	2.9	4.7	2.0
TVR10151	150 (135~165)	95	125	250	25	2500	0.4	22	2.4	5.0	1.8
TVR10181	180 (162~198)	115	150	300	25	2500	0.4	27	2.4	4.3	1.6
TVR10201	200 (180~220)	130	170	340	25	2500	0.4	30	2.5	4.4	1.7
TVR10221	220 (198~242)	140	180	360	25	2500	0.4	32	2.5	4.4	1.7
TVR10241	240 (216~264)	150	200	395	25	2500	0.4	35	2.7	4.6	1.8
TVR10271	270 (243~297)	175	225	455	25	2500	0.4	40	2.8	4.8	1.9
TVR10301	300 (270~330)	195	250	500	25	2500	0.4	40	3.1	4.8	2.1
TVR10331	330 (297~363)	215	275	550	25	2500	0.4	43	3.2	4.9	2.2
TVR10361	360 (324~396)	230	300	595	25	2500	0.4	47	3.3	5.0	2.3
TVR10391	390 (351~429)	250	320	650	25	2500	0.4	60	3.5	5.2	2.5
TVR10431	430 (387~473)	275	350	710	25	2500	0.4	65	3.4	5.5	2.5
TVR10471	470 (423~517)	300	385	775	25	2500	0.4	70	3.6	5.6	2.6
TVR10511	510 (459~561)	320	410	845	25	2500	0.4	70	3.8	5.8	2.8
TVR10561	560 (504~616)	350	450	930	25	2500	0.4	70	4.0	5.9	3.0
TVR10621	620 (558~682)	395	510	1020	25	2500	0.4	70	4.3	6.3	3.2
TVR10681	680 (612~748)	420	560	1120	25	2500	0.4	70	4.5	6.6	3.4
TVR10751	750 (675~825)	465	615	1235	25	2500	0.4	75	4.8	6.8	3.7
TVR10821	820 (738~902)	510	670	1355	25	2500	0.4	85	4.9	6.8	3.4
TVR10911	910 (819~1001)	550	745	1500	25	2500	0.4	93	5.3	7.2	3.7
TVR10102	1000 (900~1100)	625	825	1650	25	2500	0.4	102	5.5	7.5	4.0
TVR10112	1100 (990~1210)	680	895	1815	25	2500	0.4	115	5.7	8.0	4.3
TVR10122	1200 (1080~1320)	725	975	1980	25	2500	0.4	125	6.0	8.1	5.2
TVR10142	1400 (1260~1540)	820	1140	2300	25	2500	0.4	145	6.6	8.7	6.0
TVR10162	1600 (1440~1760)	910	1300	2630	25	2500	0.4	165	7.1	9.8	6.7
TVR10182	1800 (1620~1980)	1000	1465	2950	25	2500	0.4	185	7.8	10.3	7.4

# Metal Oxide Varistor : TVR Series



## Disc Type Varistor for Surge Protection

### 14mm Series

Part No.	Varistor Voltage (@ 1mA DC)	Max. Continuous Voltage		Max. Clamping Voltage (8/20 $\mu$ s)		Max. Surge Current (8/20 $\mu$ s)	Rated Power	Max. Energy (10/1000 $\mu$ s)	Dimension		
	V <sub>1mA</sub>	V <sub>AC(rms)</sub>	V <sub>DC</sub>	V <sub>P</sub>	I <sub>P</sub>	I <sub>max</sub>	P	W <sub>max</sub>	T <sub>min</sub>	T <sub>max</sub>	W $\pm$ 1.0
	(V)	(V)	(V)	(V)	(A)	(A)	(W)	(J)	(mm)		
TVR14180	18 (16~20)	11	14	36	10	1000	0.1	4.0	2.6	4.3	1.3
TVR14220	22 (20~24)	14	18	43	10	1000	0.1	5.0	2.6	4.5	1.4
TVR14270	27 (24~30)	17	22	53	10	1000	0.1	6.0	2.8	4.7	1.5
TVR14330	33 (30~36)	20	26	65	10	1000	0.1	7.5	2.9	4.9	1.7
TVR14390	39 (35~43)	25	31	77	10	1000	0.1	8.6	2.7	5.1	1.8
TVR14470	47 (42~52)	30	38	93	10	1000	0.1	10	2.7	4.5	1.8
TVR14560	56 (50~62)	35	45	110	10	1000	0.1	11	3.0	4.7	1.9
TVR14680	68 (61~75)	40	56	135	10	1000	0.1	14	3.1	5.0	2.2
TVR14820	82 (74~90)	50	65	135	50	4500	0.6	22	2.4	4.3	1.6
TVR14101	100 (90~110)	60	85	165	50	4500	0.6	28	2.6	4.5	1.8
TVR14121	120 (108~132)	75	100	200	50	4500	0.6	32	2.9	4.7	2.0
TVR14151	150 (135~165)	95	125	250	50	4500	0.6	40	2.4	5.0	1.8
TVR14181	180 (162~198)	115	150	300	50	4500	0.6	52	2.4	4.3	1.6
TVR14201	200 (180~220)	130	170	340	50	4500	0.6	57	2.5	4.4	1.7
TVR14221	220 (198~242)	140	180	360	50	4500	0.6	60	2.5	4.4	1.7
TVR14241	240 (216~264)	150	200	395	50	4500	0.6	63	2.7	4.6	1.8
TVR14271	270 (243~297)	175	225	455	50	4500	0.6	70	2.8	4.8	1.9
TVR14301	300 (270~330)	195	250	500	50	4500	0.6	78	3.1	4.8	2.1
TVR14331	330 (297~363)	215	275	550	50	4500	0.6	85	3.2	4.9	2.2
TVR14361	360 (324~396)	230	300	595	50	4500	0.6	93	3.3	5.0	2.3
TVR14391	390 (351~429)	250	320	650	50	4500	0.6	100	3.5	5.2	2.5
TVR14431	430 (387~473)	275	350	710	50	4500	0.6	115	3.4	5.5	2.5
TVR14471	470 (423~517)	300	385	775	50	4500	0.6	125	3.6	5.6	2.6
TVR14511	510 (459~561)	320	410	845	50	4500	0.6	125	3.8	5.8	2.8
TVR14561	560 (504~616)	350	450	930	50	4500	0.6	125	4.0	5.9	3.0
TVR14621	620 (558~682)	395	510	1020	50	4500	0.6	125	4.3	6.3	3.2
TVR14681	680 (612~748)	420	560	1120	50	4500	0.6	130	4.5	6.6	3.4
TVR14751	750 (675~825)	465	615	1235	50	4500	0.6	143	4.8	6.8	3.7
TVR14821	820 (738~902)	510	670	1355	50	4500	0.6	157	4.9	6.8	3.4
TVR14911	910 (819~1001)	550	745	1500	50	4500	0.6	175	5.3	7.2	3.7
TVR14102	1000 (900~1100)	625	825	1650	50	4500	0.6	190	5.5	7.5	4.0
TVR14112	1100 (990~1210)	680	895	1815	50	4500	0.6	213	5.6	8.0	4.3
TVR14122	1200 (1080~1320)	725	975	1980	50	4500	0.6	230	6.0	8.1	5.2
TVR14142	1400 (1260~1540)	820	1140	2300	50	4500	0.6	250	6.6	8.7	6.0
TVR14162	1600 (1440~1760)	910	1300	2630	50	4500	0.6	315	7.1	9.8	6.7
TVR14182	1800 (1620~1980)	1000	1465	2950	50	4500	0.6	354	7.8	10.3	7.4

# Metal Oxide Varistor : TVR Series



## Disc Type Varistor for Surge Protection

### 20mm Series





Part No.	Varistor Voltage (@ 1mA DC)	Max. Continuous Voltage		Max. Clamping Voltage (8/20 $\mu$ s)		Max. Surge Current (8/20 $\mu$ s)	Rated Power	Max. Energy (10/1000 $\mu$ s)	Dimension		
	V <sub>1mA</sub>	V <sub>AC(rms)</sub>	V <sub>DC</sub>	V <sub>P</sub>	I <sub>P</sub>	I <sub>max</sub>	P	W <sub>max</sub>	T <sub>min</sub>	T <sub>max</sub>	W $\pm$ 1.0
	(V)	(V)	(V)	(V)	(A)	(A)	(W)	(J)	(mm)		
TVR20180	18 (16~20)	11	14	36	20	2000	0.2	11	3.0	4.7	1.3
TVR20220	22 (20~24)	14	18	43	20	2000	0.2	14	3.0	4.9	1.4
TVR20270	27 (24~30)	17	22	53	20	2000	0.2	18	3.2	5.1	1.5
TVR20330	33 (30~36)	20	26	65	20	2000	0.2	23	3.4	5.3	1.7
TVR20390	39 (35~43)	25	31	77	20	2000	0.2	26	3.1	5.5	1.7
TVR20470	47 (42~52)	30	38	93	20	2000	0.2	33	3.1	4.9	1.8
TVR20560	56 (50~62)	35	45	110	20	2000	0.2	41	3.4	5.1	2.0
TVR20680	68 (61~75)	40	56	135	20	2000	0.2	46	3.5	5.4	2.2
TVR20820	82 (74~90)	50	65	135	100	6500	1.0	48	2.8	4.7	1.8
TVR20101	100 (90~110)	60	85	165	100	6500	1.0	51	3.1	4.9	2.0
TVR20121	120 (108~132)	75	100	200	100	6500	1.0	55	3.3	5.1	2.2
TVR20151	150 (135~165)	95	125	250	100	6500	1.0	70	2.8	5.4	2.0
TVR20181	180 (162~198)	115	150	300	100	6500	1.0	84	2.8	4.7	1.8
TVR20201	200 (180~220)	130	170	340	100	6500	1.0	95	2.9	4.8	1.9
TVR20221	220 (198~242)	140	180	360	100	6500	1.0	100	2.9	4.8	1.9
TVR20241	240 (216~264)	150	200	395	100	6500	1.0	108	3.1	5.0	2.0
TVR20271	270 (243~297)	175	225	455	100	6500	1.0	127	3.2	5.2	2.1
TVR20301	300 (270~330)	195	250	500	100	6500	1.0	136	3.5	5.2	2.3
TVR20331	330 (297~363)	215	275	550	100	6500	1.0	150	3.6	5.3	2.4
TVR20361	360 (324~396)	230	300	595	100	6500	1.0	163	3.7	5.4	2.5
TVR20391	390 (351~429)	250	320	650	100	6500	1.0	180	3.9	5.6	2.7
TVR20431	430 (387~473)	275	350	710	100	6500	1.0	190	3.8	5.9	2.7
TVR20471	470 (423~517)	300	385	775	100	6500	1.0	220	4.0	6.0	2.8
TVR20511	510 (459~561)	320	410	845	100	6500	1.0	220	4.2	6.2	3.0
TVR20561	560 (504~616)	350	450	930	100	6500	1.0	220	4.4	6.3	3.2
TVR20621	620 (558~682)	395	510	1020	100	6500	1.0	220	4.7	6.7	3.4
TVR20681	680 (612~748)	420	560	1120	100	6500	1.0	230	4.9	7.0	3.6
TVR20751	750 (675~825)	465	615	1235	100	6500	1.0	255	5.2	7.2	3.9
TVR20821	820 (738~902)	510	670	1355	100	6500	1.0	282	5.3	7.2	3.6
TVR20911	910 (819~1001)	550	745	1500	100	6500	1.0	310	5.7	7.6	3.9
TVR20102	1000 (900~1100)	625	825	1650	100	6500	1.0	342	6.1	7.9	4.2
TVR20112	1100 (990~1210)	680	895	1815	100	6500	1.0	383	6.2	8.4	4.5
TVR20122	1200 (1080~1320)	725	975	1980	100	6500	1.0	415	6.4	8.5	5.4
TVR20142	1400 (1260~1540)	820	1140	2300	100	6500	1.0	480	7.0	9.1	6.2
TVR20162	1600 (1440~1760)	910	1300	2630	100	6500	1.0	550	7.5	10.2	6.9
TVR20182	1800 (1620~1980)	1000	1465	2950	100	6500	1.0	620	8.5	10.7	7.6

# Metal Oxide Varistor : TVR Series



## Disc Type Varistor for Surge Protection





### ■ Safety Approvals

Certified Model No.	Agency			
				
	UL1449 4 <sup>th</sup> & cUL (Preparing)	EN/IEC 61051-1, IEC 61051-2, IEC 61051-2-2	IEC 61051-1 IEC 61051-2 IEC 61051-2-2	GB/T10193 GB/T10194
	E314979	J50411784	5944	CQC03001005165 CQC03001007654
TVR05180	√	√	√	√
TVR05220	√	√	√	√
TVR05270	√	√	√	√
TVR05330	√	√	√	√
TVR05390	√	√	√	√
TVR05470	√	√	√	√
TVR05560	√	√	√	√
TVR05680	√	√	√	√
TVR05820	√	√	√	√
TVR05101	√	√	√	√
TVR05121	√	√	√	√
TVR05151	√	√	√	√
TVR05181	√	√	√	√
TVR05201	√	√	√	√
TVR05221	√	√	√	√
TVR05241	√	√	√	√
TVR05271	√	√	√	√
TVR05301	√	√	√	√
TVR05331	√	√	√	√
TVR05361	√	√	√	√
TVR05391	√	√	√	√
TVR05431	√	√	√	√
TVR05471	√	√	√	√
TVR05511	√	√	√	√
TVR05561	√	√	√	√
TVR05621	√	√	√	√
TVR05681	√	√	√	√
TVR05751	√	√	√	√

# Metal Oxide Varistor : TVR Series

## Disc Type Varistor for Surge Protection



Certified Model No.	Agency			
				
	UL1449 5 <sup>th</sup> & cUL	EN/IEC 61051-1, IEC 61051-2, IEC 61051-2-2	IEC 61051-1 IEC 61051-2 IEC 61051-2-2	GB/T10193 GB/T10194
	E314979	J50411784	5944	Current No.: CQC03001005165 CQC03001007654 New No.: (Refer to Note) CQC18001199806 CQC18001199789
TVR07180	√	√	√	√
TVR07220	√	√	√	√
TVR07270	√	√	√	√
TVR07330	√	√	√	√
TVR07390	√	√	√	√
TVR07470	√	√	√	√
TVR07560	√	√	√	√
TVR07680	√	√	√	√
TVR07820	√	√	√	√
TVR07101	√	√	√	√
TVR07121	√	√	√	√
TVR07151	√	√	√	√
TVR07181	√	√	√	√
TVR07201	√	√	√	√
TVR07221	√	√	√	√
TVR07241	√	√	√	√
TVR07271	√	√	√	√
TVR07301	√	√	√	√
TVR07331	√	√	√	√
TVR07361	√	√	√	√
TVR07391	√	√	√	√
TVR07431	√	√	√	√
TVR07471	√	√	√	√
TVR07511	√	√	√	√
TVR07561	√	√	√	√
TVR07621	√	√	√	√
TVR07681	√	√	√	√
TVR07751	√	√	√	√
TVR07821	√	√	√	√





**Note:**

For CQC certification, its current and New numbers are both effective. However, its current number will be cancelled on 2019/12/31, and only its NEW number will be available from 2020/01/01. Please use NEW number as your first priority.

# Metal Oxide Varistor : TVR Series

## Disc Type Varistor for Surge Protection



Certified Model No.	Agency			
				
	UL1449 5 <sup>th</sup> & cUL	EN/IEC 61051-1, IEC 61051-2, IEC 61051-2-2	IEC 61051-1 IEC 61051-2 IEC 61051-2-2	GB/T10193 GB/T10194
	E314979	J50411784	5944	Current No. CQC03001005165 CQC03001007654 New No: (Refer to Note) CQC18001200336 CQC18001199790
TVR10180	√	√	√	√
TVR10220	√	√	√	√
TVR10270	√	√	√	√
TVR10330	√	√	√	√
TVR10390	√	√	√	√
TVR10470	√	√	√	√
TVR10560	√	√	√	√
TVR10680	√	√	√	√
TVR10820	√	√	√	√
TVR10101	√	√	√	√
TVR10121	√	√	√	√
TVR10151	√	√	√	√
TVR10181	√	√	√	√
TVR10201	√	√	√	√
TVR10221	√	√	√	√
TVR10241	√	√	√	√
TVR10271	√	√	√	√
TVR10301	√	√	√	√
TVR10331	√	√	√	√
TVR10361	√	√	√	√
TVR10391	√	√	√	√
TVR10431	√	√	√	√
TVR10471	√	√	√	√
TVR10511	√	√	√	√
TVR10561	√	√	√	√
TVR10621	√	√	√	√
TVR10681	√	√	√	√
TVR10751	√	√	√	√
TVR10821	√	√	√	√
TVR10911	√	√	√	√
TVR10102	√	√	√	√
TVR10112	√	√	√	√
TVR10122	√	√	√	√
TVR10142	√	√	√	√
TVR10162	√	√	√	√
TVR10182	√	√	√	√

**Note:**

For CQC certification, its current and New numbers are both effective. However, its current number will be cancelled on 2019/12/31, and only its NEW number will be available from 2020/01/01. Please use NEW number as your first priority.

# Metal Oxide Varistor : TVR Series

## Disc Type Varistor for Surge Protection



Certified Model No.	Agency						
	UL1449 5 <sup>th</sup> & cUL	EN/IEC 61051-1, IEC 61051-2, IEC 61051-2-2	IEC62368-1 Annex G.8.1	EN/IEC 61051-1, IEC 61051-2, IEC 61051-2-2	IEC62368-1 Annex G.8.1	GB/T10193-1997 GB/T10194-1997	GB8898-2011 GB4943.1-2011
E314979	J50411784		5944		Current No. CQC03001005165 CQC03001007654 New No: (Refer to Note) CQC18001199842 CQC18001198951		
TVR14180	√	√		√		√	
TVR14220	√	√		√		√	
TVR14270	√	√		√		√	
TVR14330	√	√		√		√	
TVR14390	√	√		√		√	
TVR14470	√	√		√		√	
TVR14560	√	√		√		√	
TVR14680	√	√		√		√	
TVR14820	√	√		√		√	
TVR14101	√	√		√		√	
TVR14121	√	√		√		√	
TVR14151	√	√		√		√	
TVR14181	√	√	√	√	√	√	
TVR14201	√	√	√	√	√	√	√
TVR14221	√	√	√	√	√	√	√
TVR14241	√	√	√	√	√	√	√
TVR14271	√	√	√	√	√	√	√
TVR14301	√	√	√	√	√	√	√
TVR14331	√	√	√	√	√	√	√
TVR14361	√	√	√	√	√	√	√
TVR14391	√	√	√	√	√	√	√
TVR14431	√	√	√	√	√	√	√
TVR14471	√	√	√	√	√	√	√
TVR14511	√	√	√	√	√	√	√
TVR14561	√	√	√	√	√	√	√
TVR14621	√	√	√	√	√	√	√
TVR14681	√	√	√	√	√	√	√
TVR14751	√	√	√	√	√	√	√
TVR14821	√	√	√	√	√	√	√
TVR14911	√	√	√	√	√	√	√
TVR14102	√	√	√	√	√	√	√
TVR14112	√	√	√	√	√	√	√
TVR14122	√	√	√	√	√	√	√
TVR14142	√	√	√	√	√	√	√
TVR14162	√	√	√	√	√	√	√
TVR14182	√	√	√	√	√	√	√

Note:  
For CQC certification, its current and New numbers are both effective. However, its current number will be cancelled on 2019/12/31, and only its NEW number will be available from 2020/01/01. Please use NEW number as your first priority.

# Metal Oxide Varistor : TVR Series

## Disc Type Varistor for Surge Protection



Certified Model No.	Agency						
	UL1449 5 <sup>th</sup> & cUL	EN/IEC 61051-1, IEC 61051-2, IEC 61051-2-2	IEC62368-1 Annex G.8.1	EN/IEC 61051-1, IEC 61051-2, IEC 61051-2-2	IEC62368-1 Annex G.8.1	GB/T10193-1997 GB/T10194-1997	GB8898-2011 GB4943.1-2011
E314979	J50411784		5944		Current No. CQC03001005165 CQC03001007654 New No: (Refer to Note) CQC18001199807 CQC18001198952		
TVR20180	√	√		√		√	
TVR20220	√	√		√		√	
TVR20270	√	√		√		√	
TVR20330	√	√		√		√	
TVR20390	√	√		√		√	
TVR20470	√	√		√		√	
TVR20560	√	√		√		√	
TVR20680	√	√		√		√	
TVR20820	√	√		√		√	
TVR20101	√	√		√		√	
TVR20121	√	√		√		√	
TVR20151	√	√		√		√	
TVR20181	√	√	√	√	√	√	
TVR20201	√	√	√	√	√	√	√
TVR20221	√	√	√	√	√	√	√
TVR20241	√	√	√	√	√	√	√
TVR20271	√	√	√	√	√	√	√
TVR20301	√	√	√	√	√	√	√
TVR20331	√	√	√	√	√	√	√
TVR20361	√	√	√	√	√	√	√
TVR20391	√	√	√	√	√	√	√
TVR20431	√	√	√	√	√	√	√
TVR20471	√	√	√	√	√	√	√
TVR20511	√	√	√	√	√	√	√
TVR20561	√	√	√	√	√	√	√
TVR20621	√	√	√	√	√	√	√
TVR20681	√	√	√	√	√	√	√
TVR20751	√	√	√	√	√	√	√
TVR20821	√	√	√	√	√	√	√
TVR20911	√	√	√	√	√	√	√
TVR20102	√	√	√	√	√	√	√
TVR20112	√	√	√	√	√	√	√
TVR20122	√	√	√	√	√	√	√
TVR20142	√	√	√	√	√	√	√
TVR20162	√	√	√	√	√	√	√
TVR20182	√	√	√	√	√	√	√

**Note:**

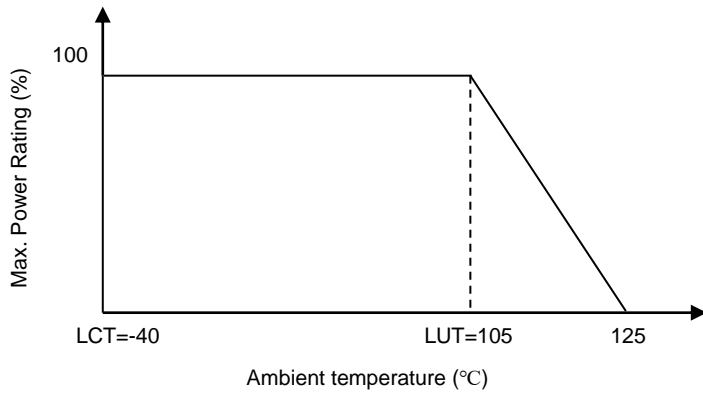
For CQC certification, its current and New numbers are both effective. However, its current number will be cancelled on 2019/12/31, and only its NEW number will be available from 2020/01/01. Please use NEW number as your first priority.

# Metal Oxide Varistor : TVR Series

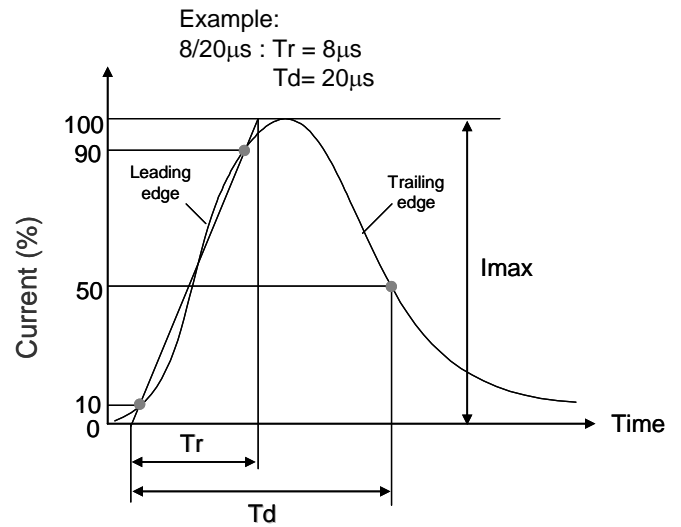


## Disc Type Varistor for Surge Protection

### Power Derating Curve

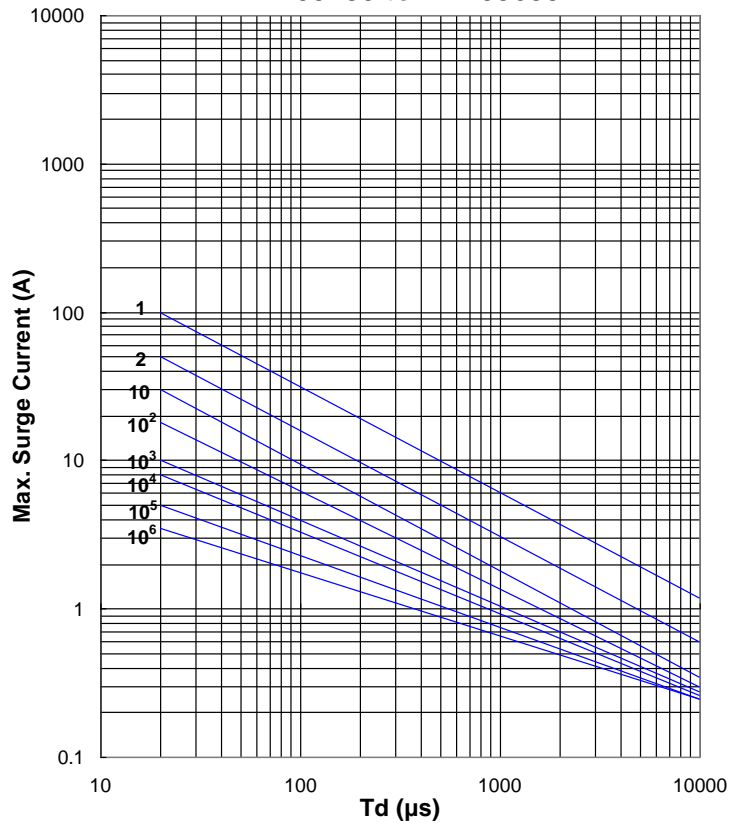


### Surge Current Standard Waveform

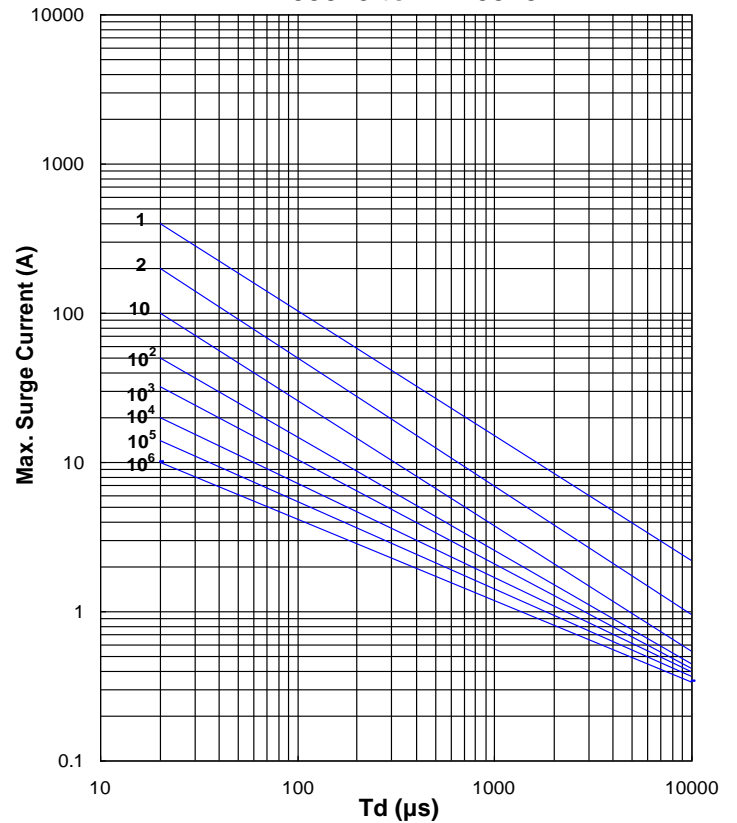


### Max. Surge Current Derating Curves

TVR05180 to TVR05680



TVR05820 to TVR05751



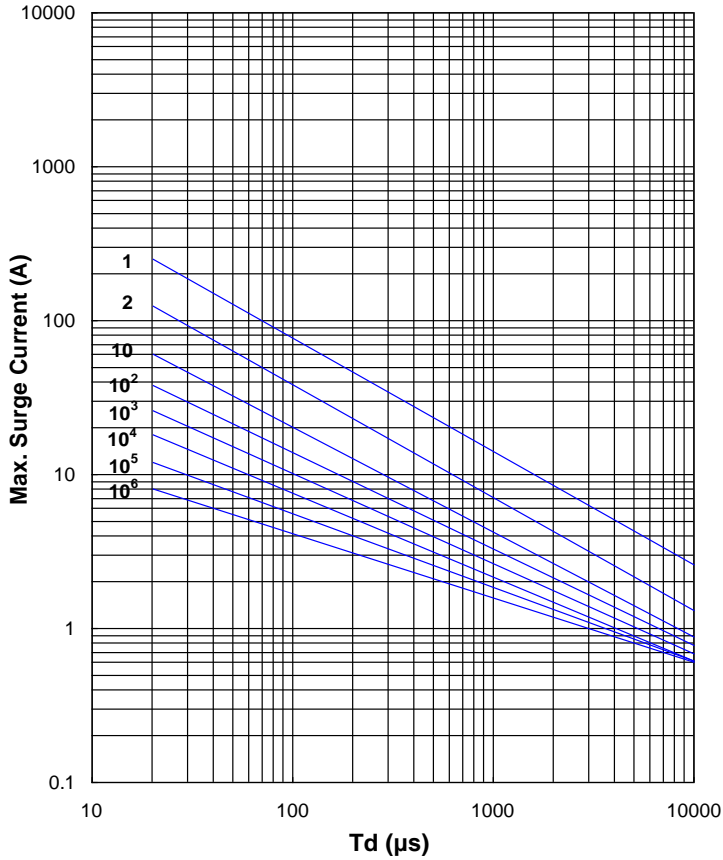
# Metal Oxide Varistor : TVR Series



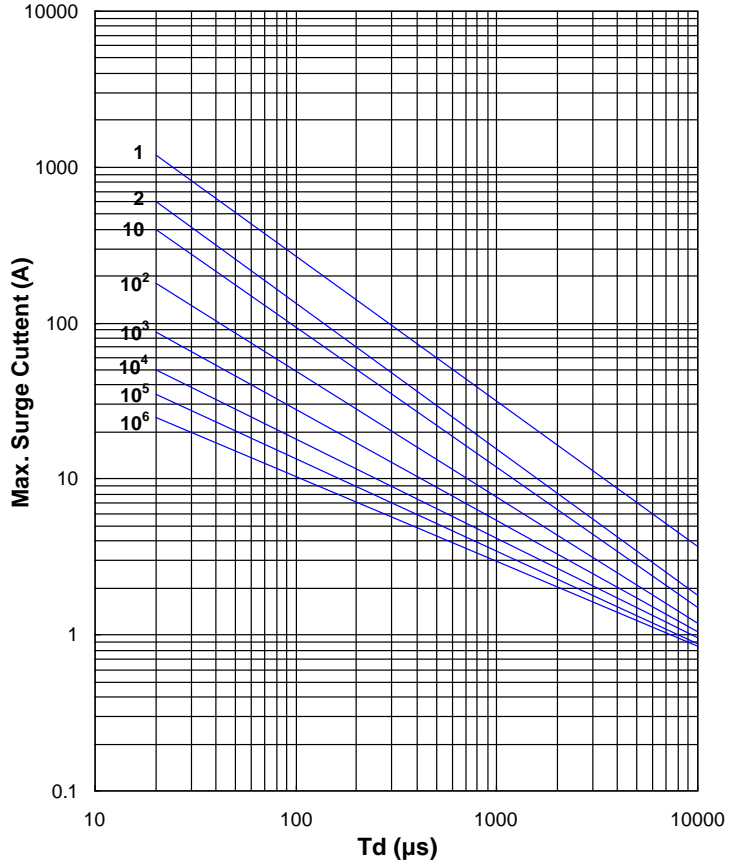
## Disc Type Varistor for Surge Protection

### Max. Surge Current Derating Curves

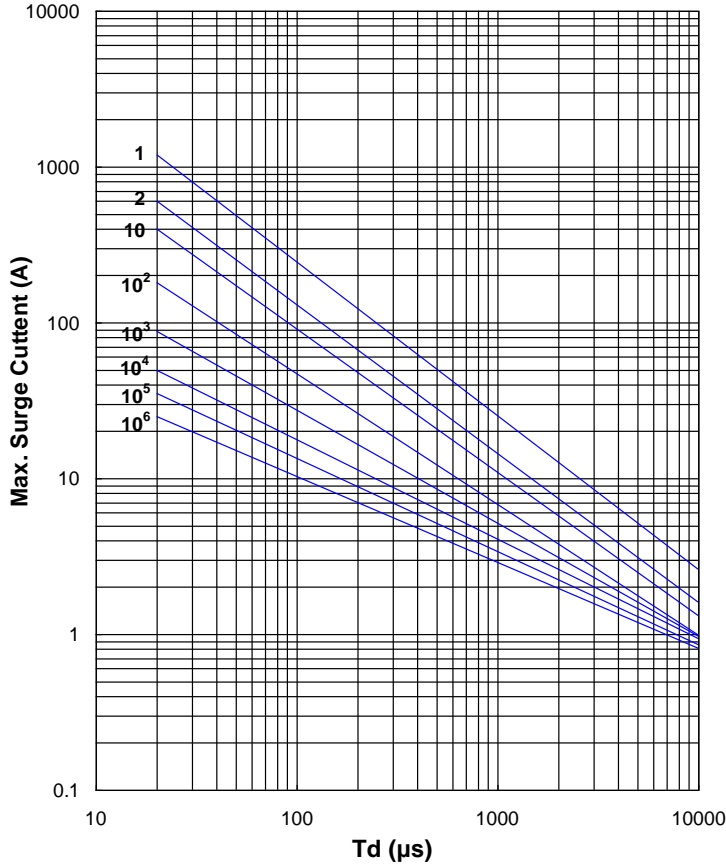
TVR07180 to TVR07680



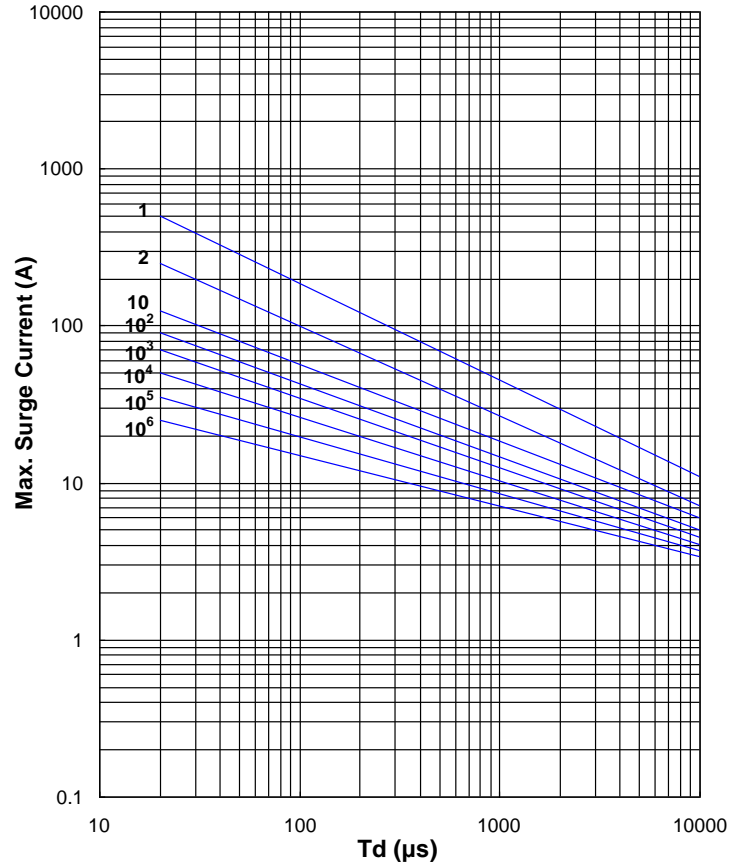
TVR07820 to TVR07471



TVR07511 to TVR07821



TVR10180 to TVR10680



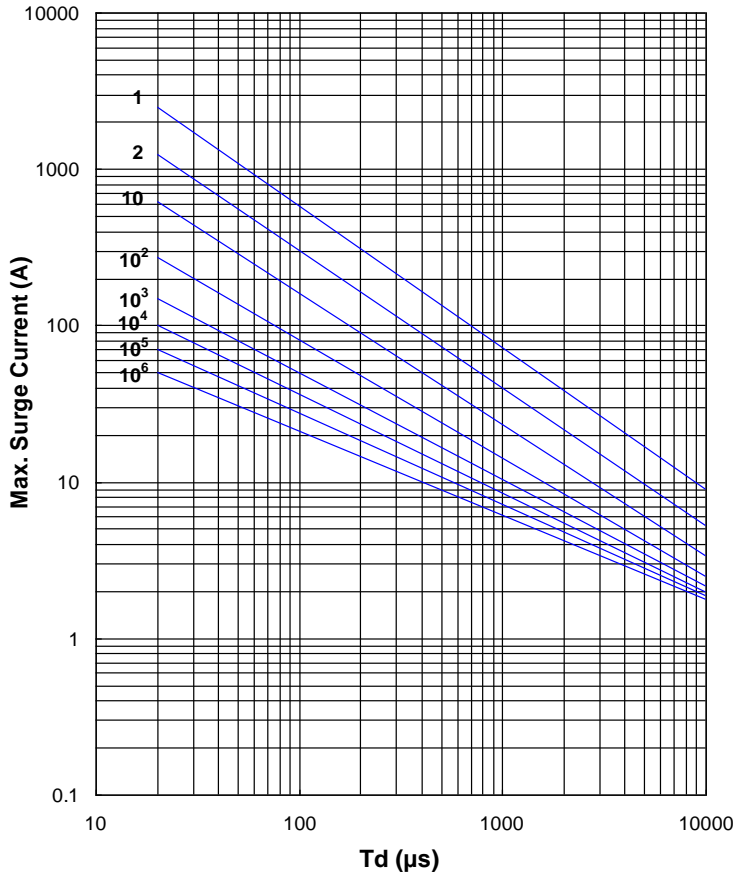
# Metal Oxide Varistor : TVR Series



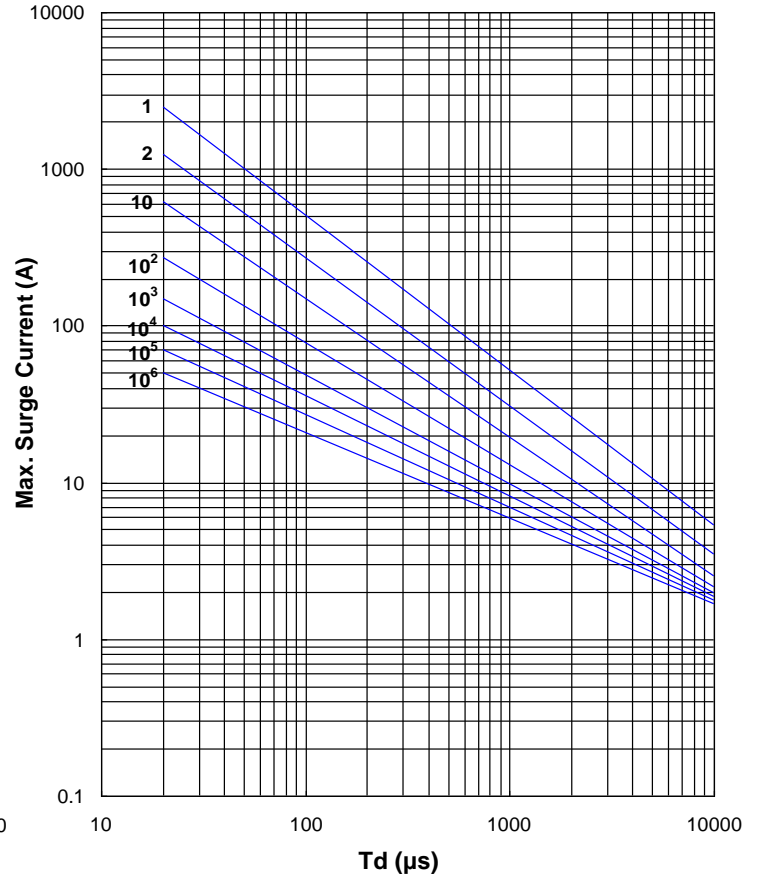
## Disc Type Varistor for Surge Protection

### Max. Surge Current Derating Curves

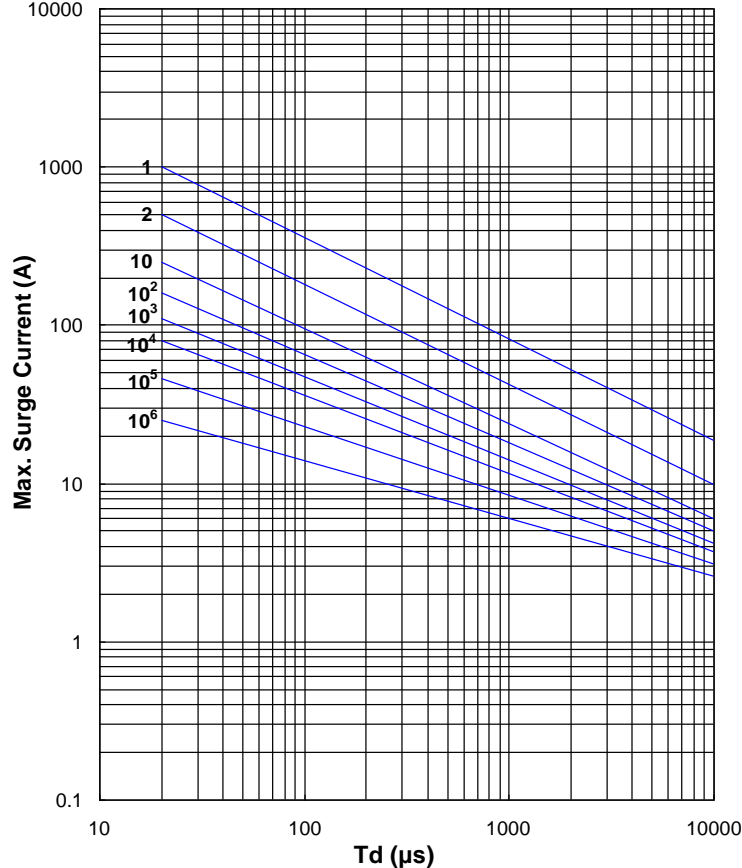
TVR10820 to TVR10751



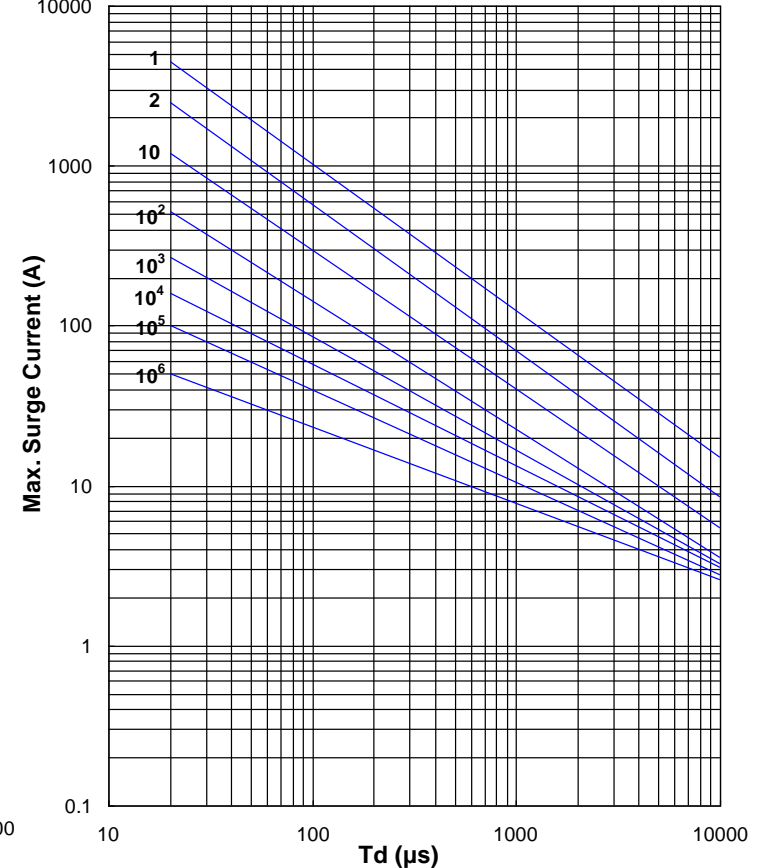
TVR10821 to TVR10182



TVR14180 to TVR14680



TVR14820 to TVR14751



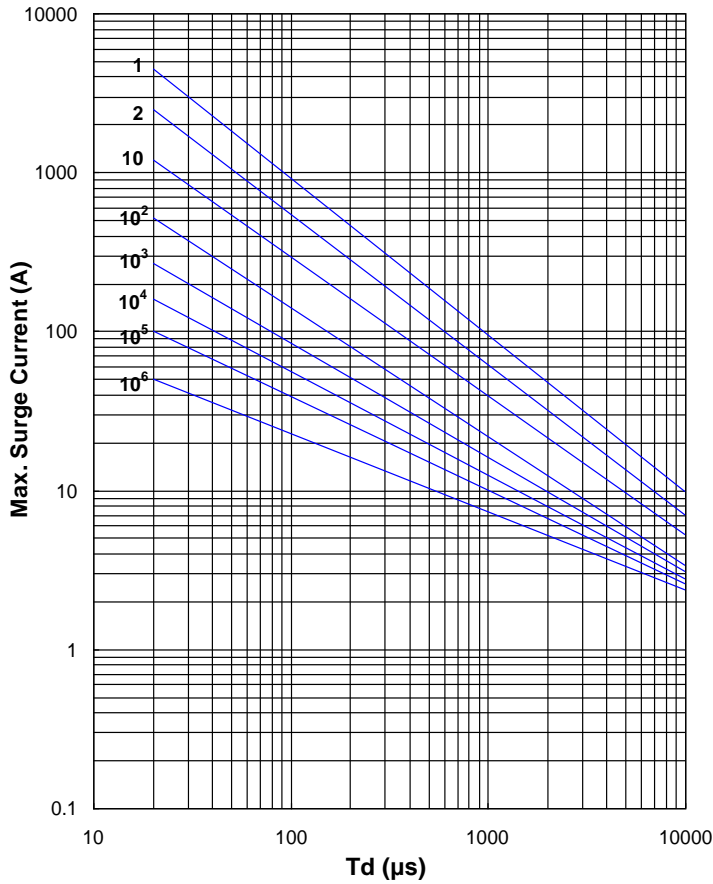
# Metal Oxide Varistor : TVR Series



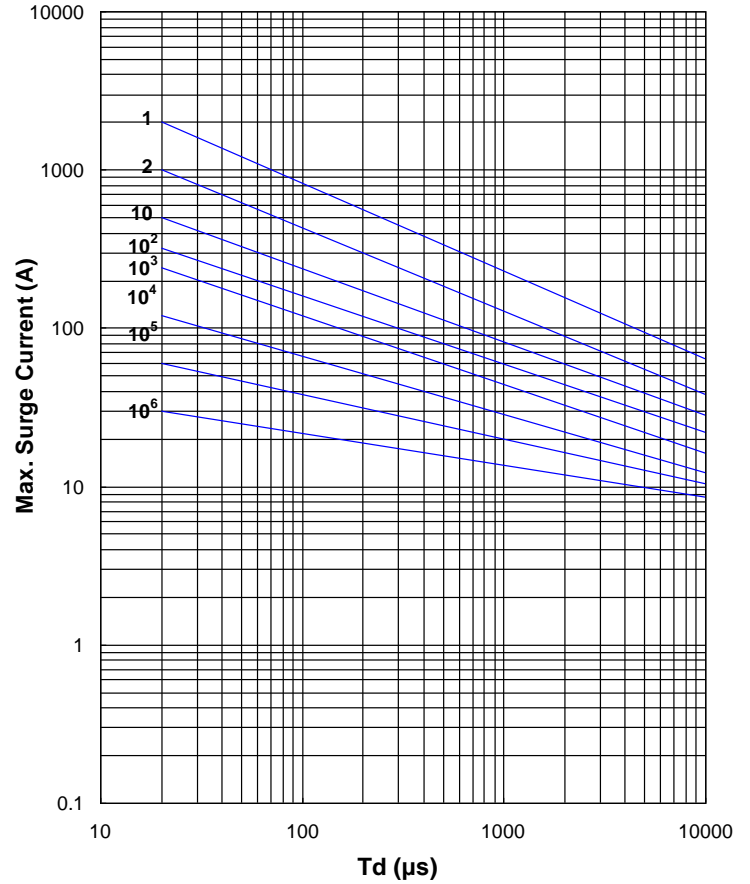
## Disc Type Varistor for Surge Protection

### Max. Surge Current Derating Curves

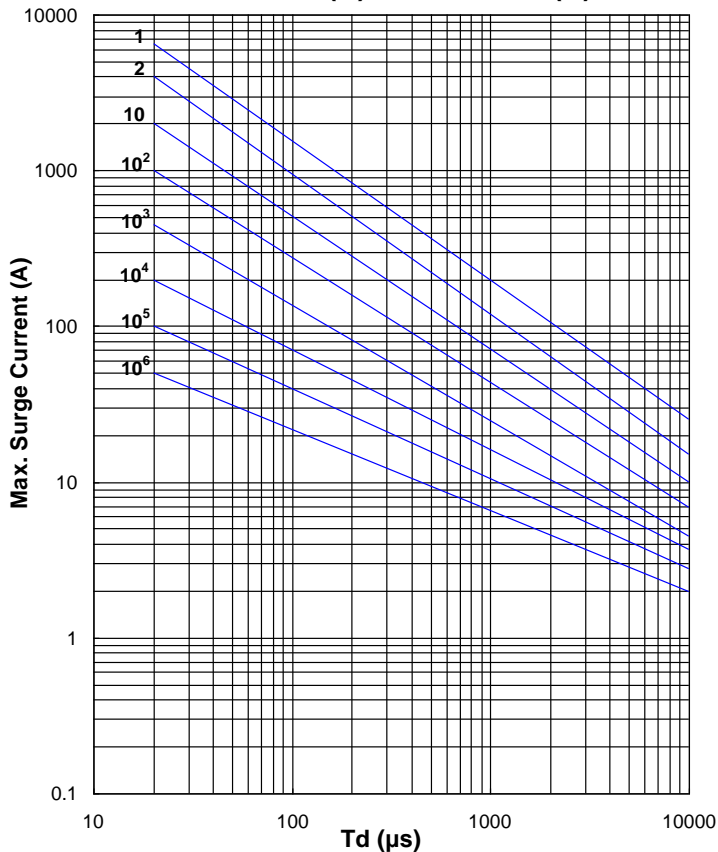
TVR14821 to TVR14182



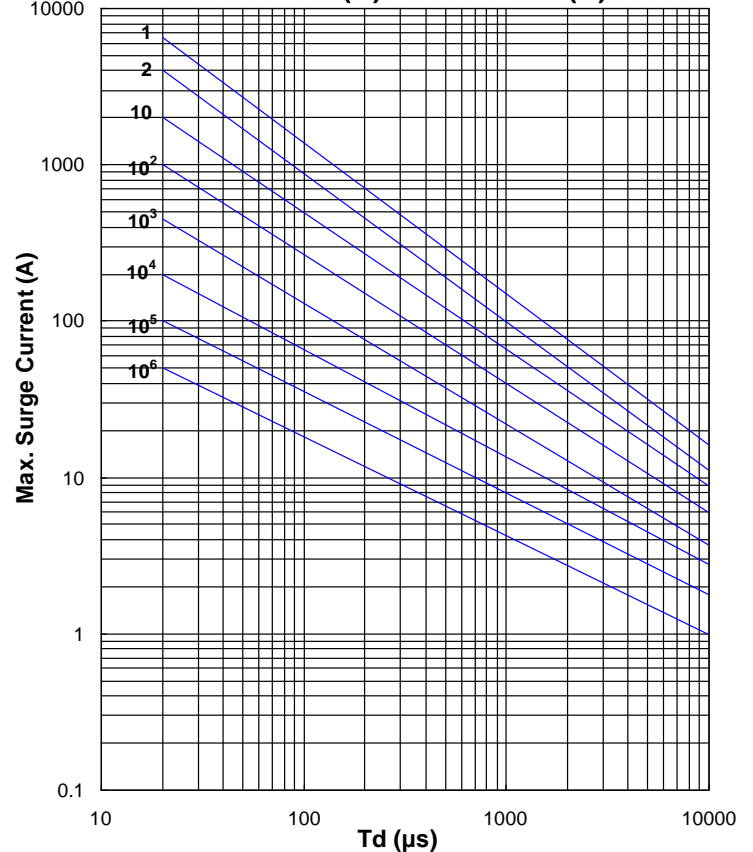
TVR20180 to TVR20680



TVR20820(R) to TVR20751(R)



TVR20821(R) to TVR20182(R)



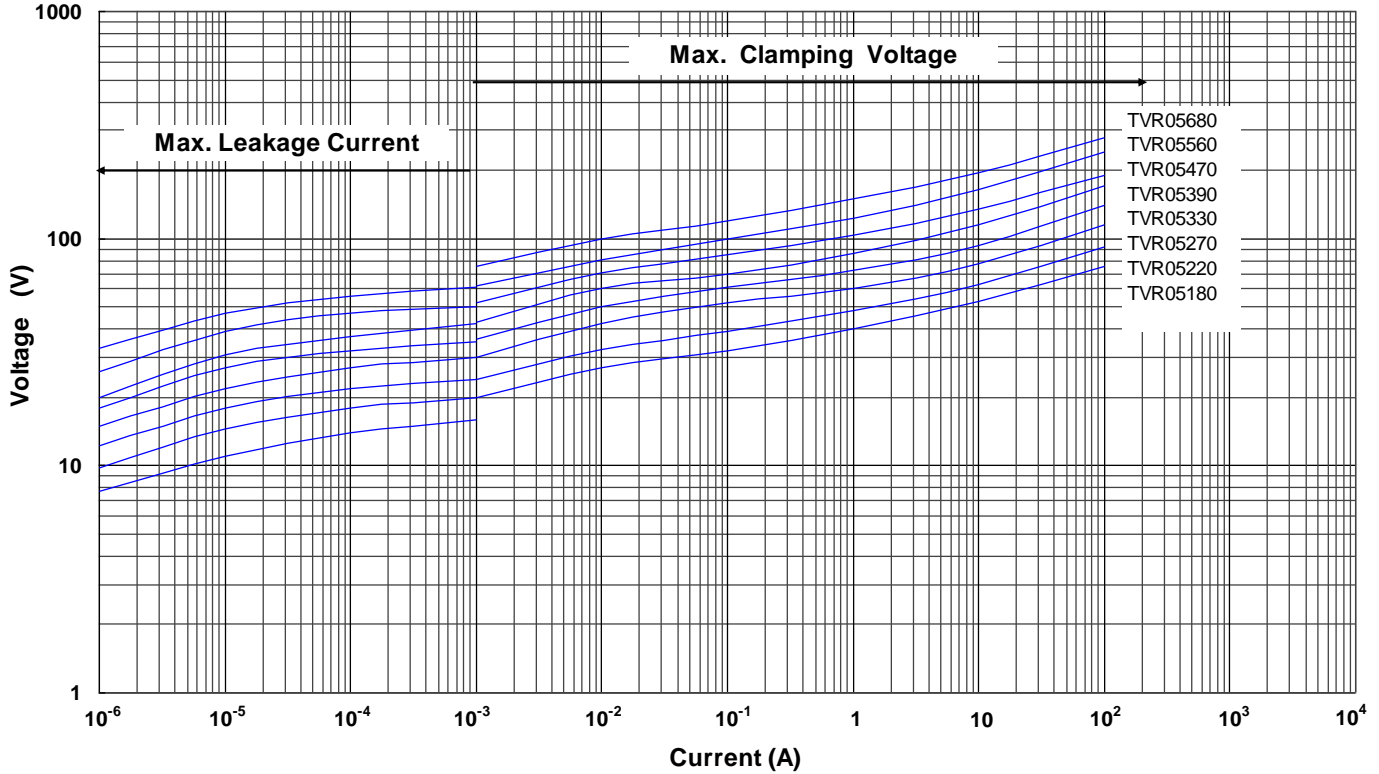
# Metal Oxide Varistor : TVR Series



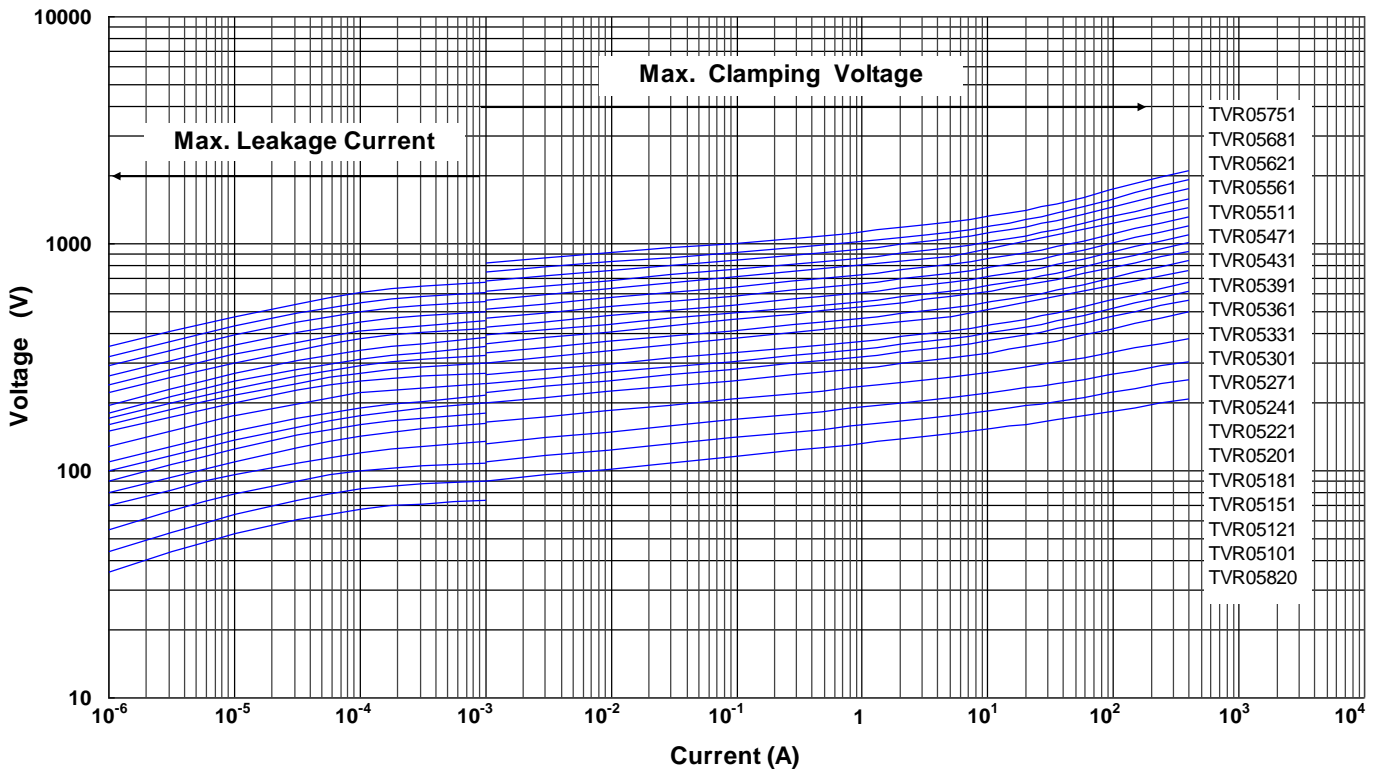
## Disc Type Varistor for Surge Protection

### ■ Max. Leakage Current and Max. Clamping Voltage Curves

Max. Leakage Current and Max. Clamping Voltage Curves (TVR05180 to TVR05680)



Max. Leakage Current and Max. Clamping Voltage Curves (TVR05820 to TVR05751)



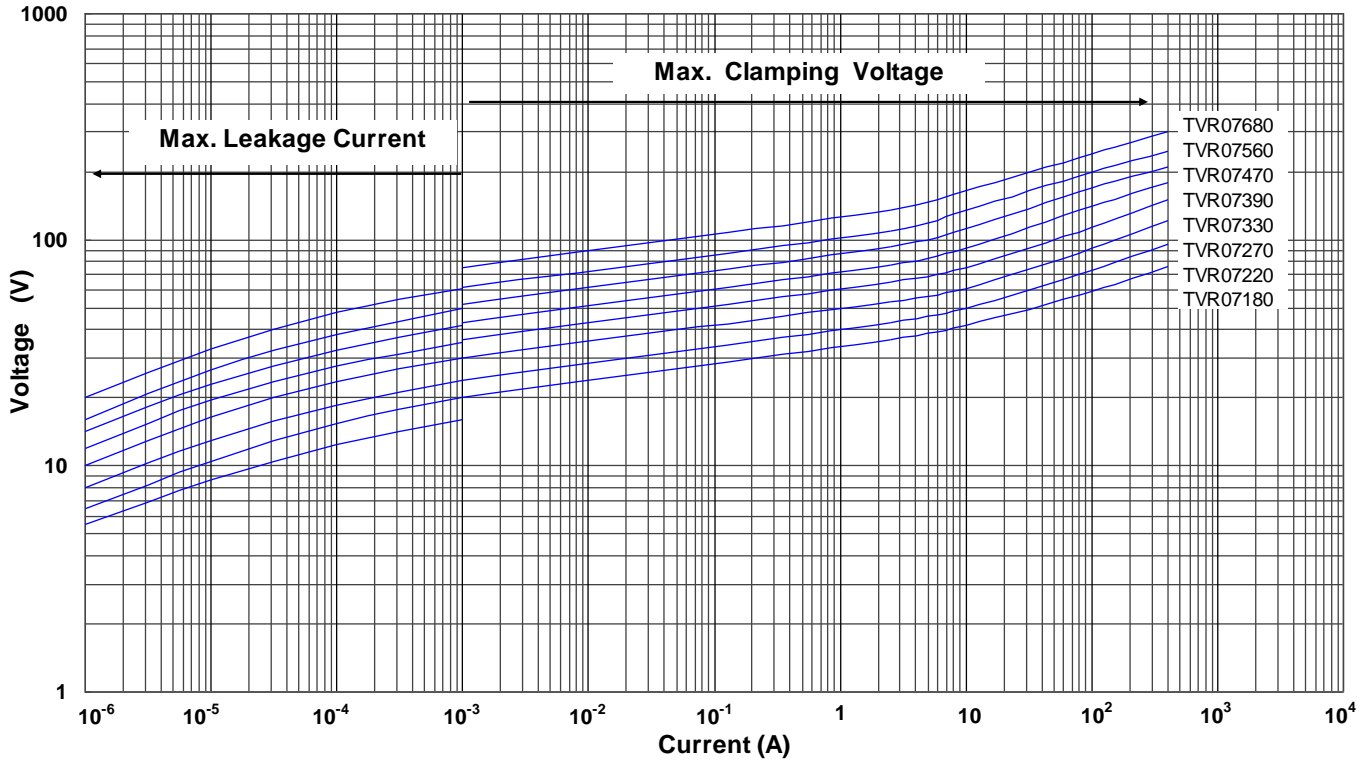
# Metal Oxide Varistor : TVR Series



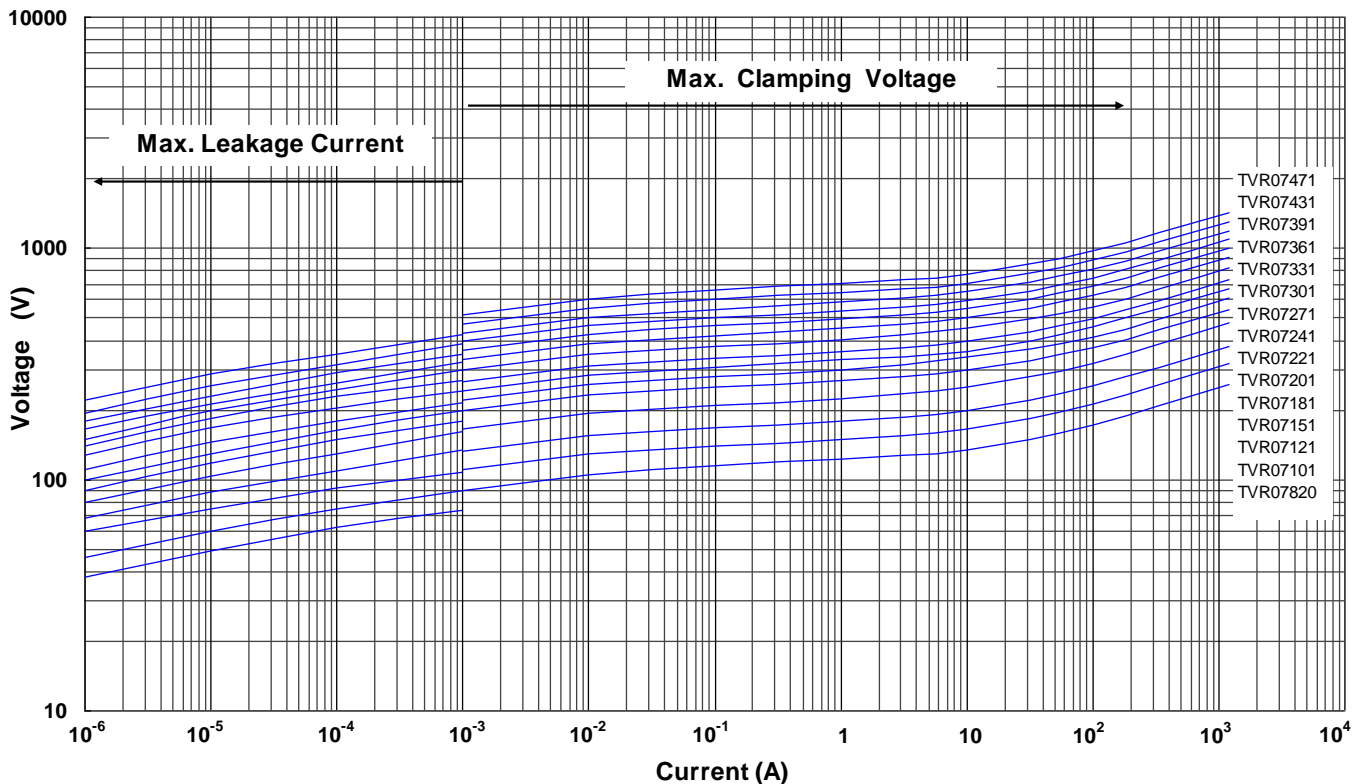
## Disc Type Varistor for Surge Protection

### ■ Max. Leakage Current and Max. Clamping Voltage Curves

Max. Leakage Current and Max. Clamping Voltage Curves (TVR07180 to TVR07680)



Max. Leakage Current and Max. Clamping Voltage Curves (TVR07820 to TVR07471)



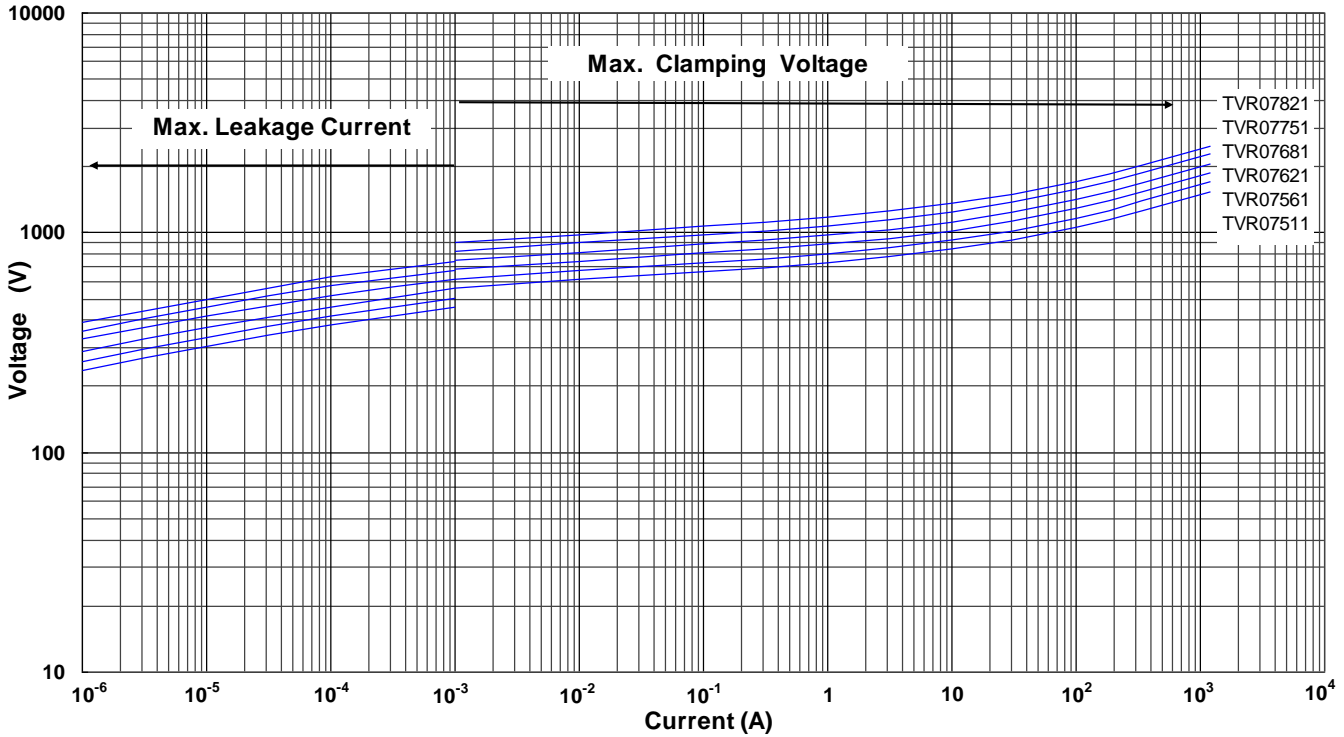
# Metal Oxide Varistor : TVR Series



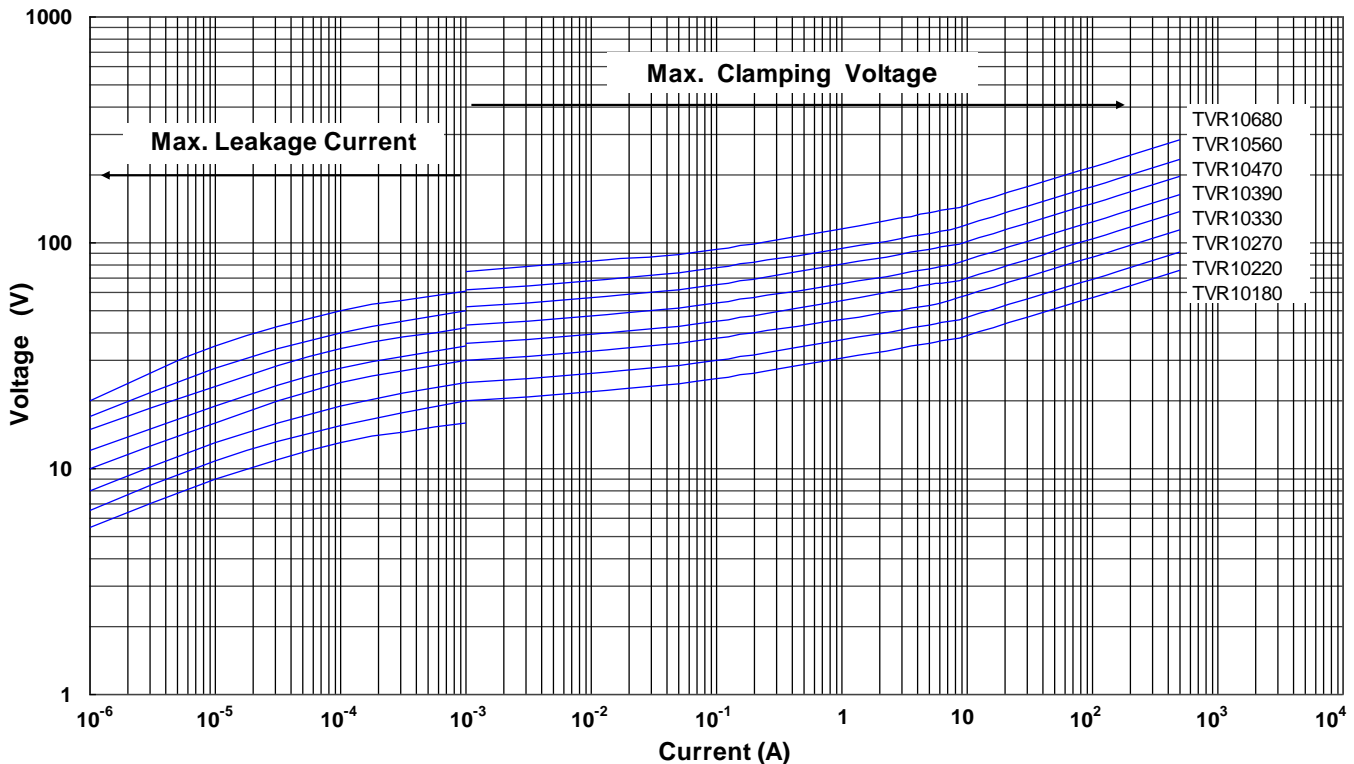
## Disc Type Varistor for Surge Protection

### ■ Max. Leakage Current and Max. Clamping Voltage Curves

Max. Leakage Current and Max. Clamping Voltage Curves (TVR07511 to TVR07821)



Max. Leakage Current and Max. Clamping Voltage Curves (TVR10180 to TVR10680)



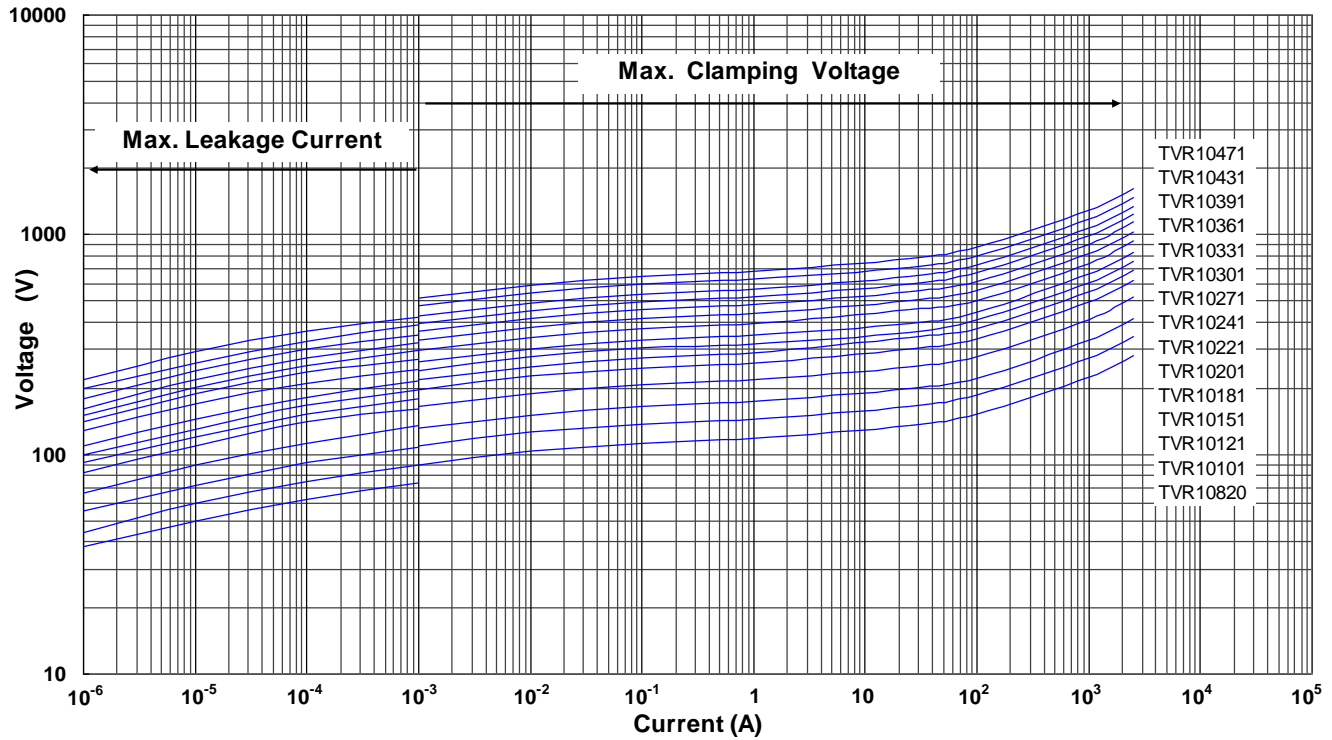
# Metal Oxide Varistor : TVR Series



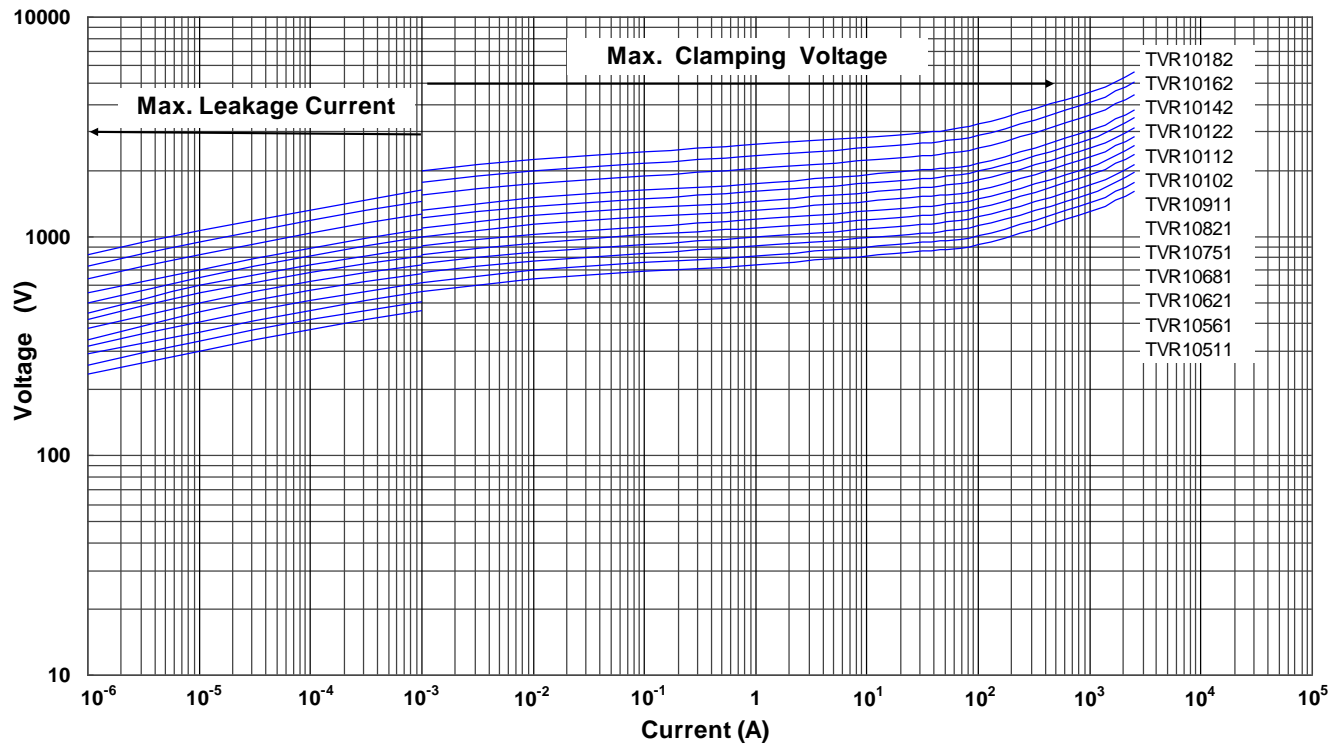
## Disc Type Varistor for Surge Protection

### ■ Max. Leakage Current and Max. Clamping Voltage Curves

Max. Leakage Current and Max. Clamping Voltage Curves (TVR10820 to TVR10471)



Max. Leakage Current and Max. Clamping Voltage Curves (TVR10511 to TVR10182)



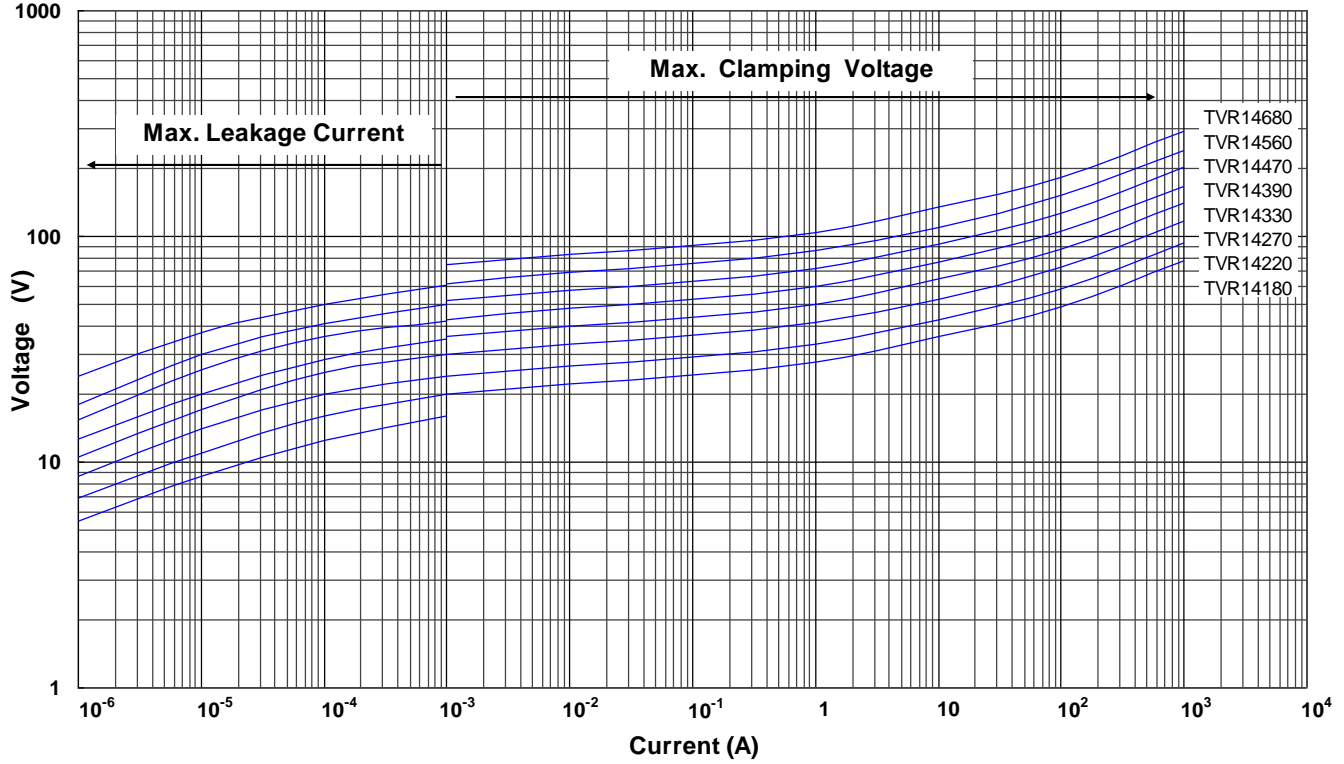
# Metal Oxide Varistor : TVR Series



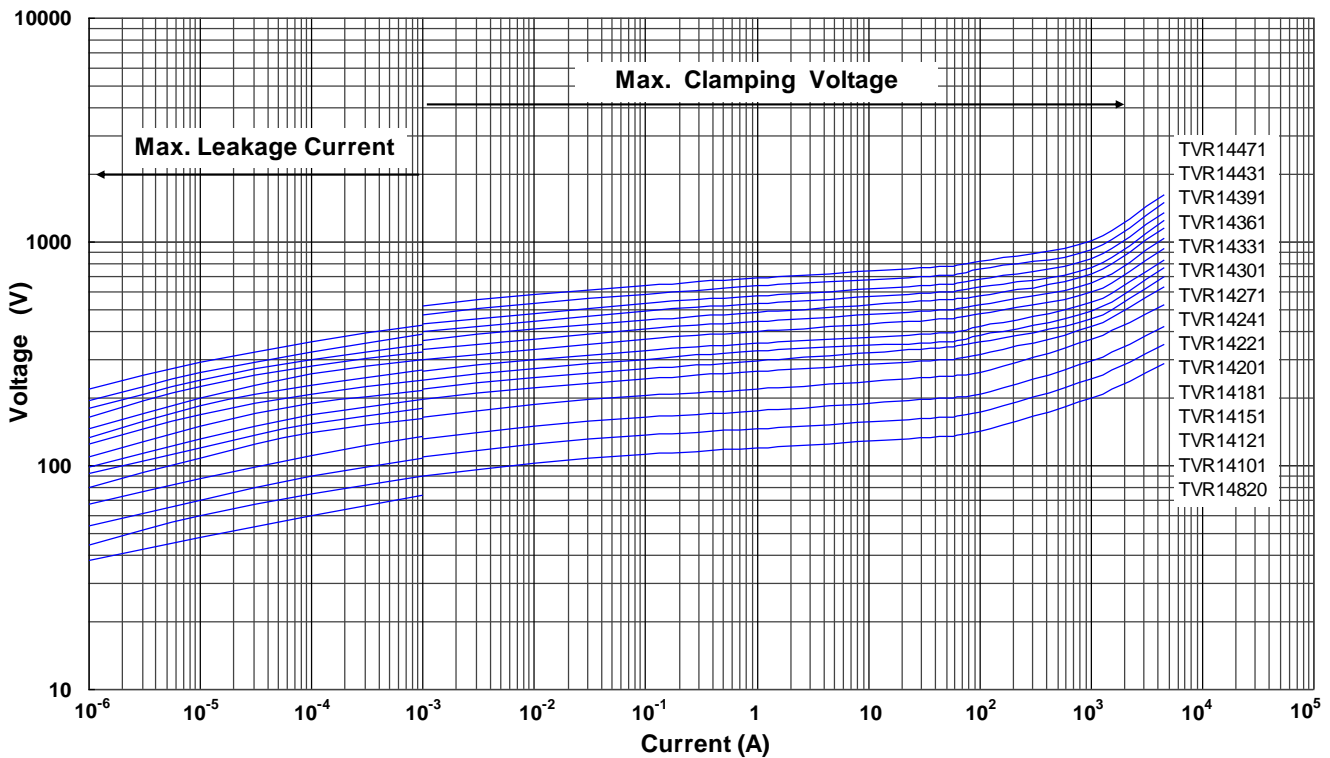
## Disc Type Varistor for Surge Protection

### ■ Max. Leakage Current and Max. Clamping Voltage Curves

Max. Leakage Current and Max. Clamping Voltage Curves (TVR14180 to TVR14680)



Max. Leakage Current and Max. Clamping Voltage Curves (TVR14820 to TVR14471)



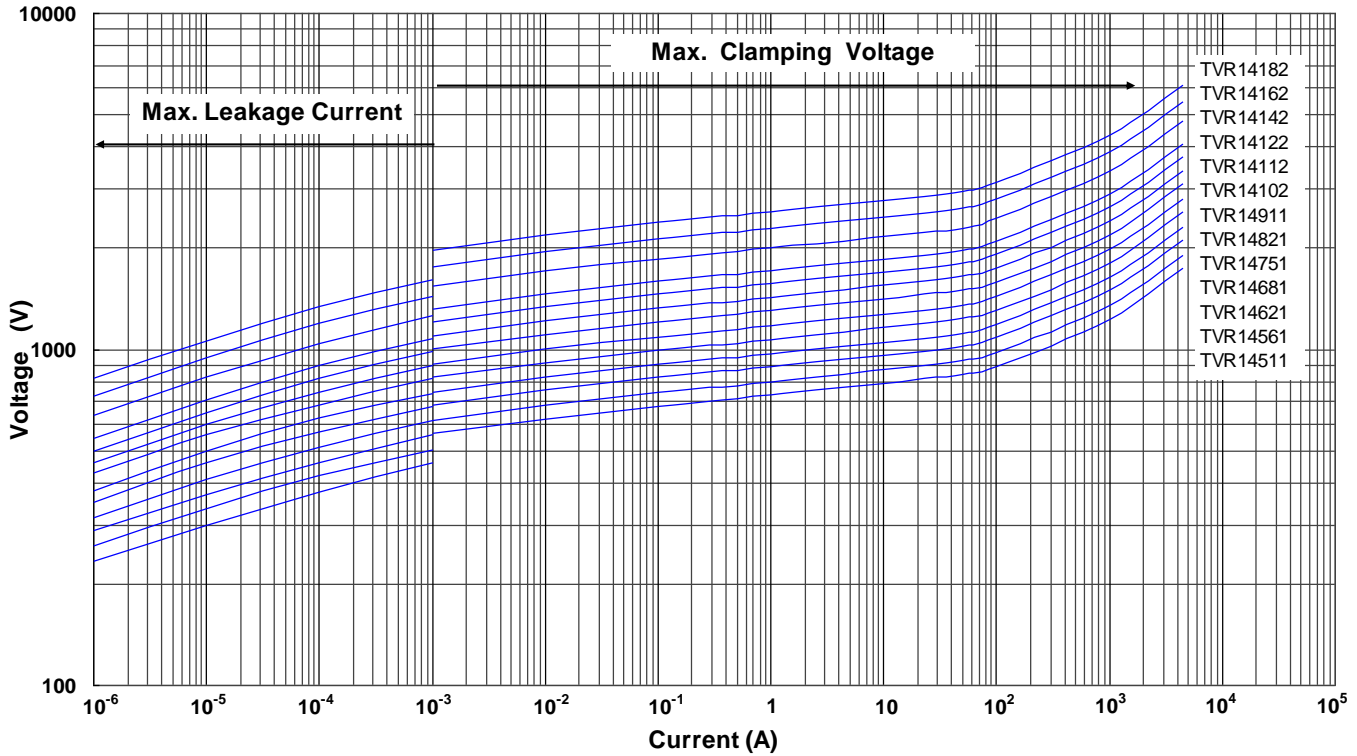
# Metal Oxide Varistor : TVR Series



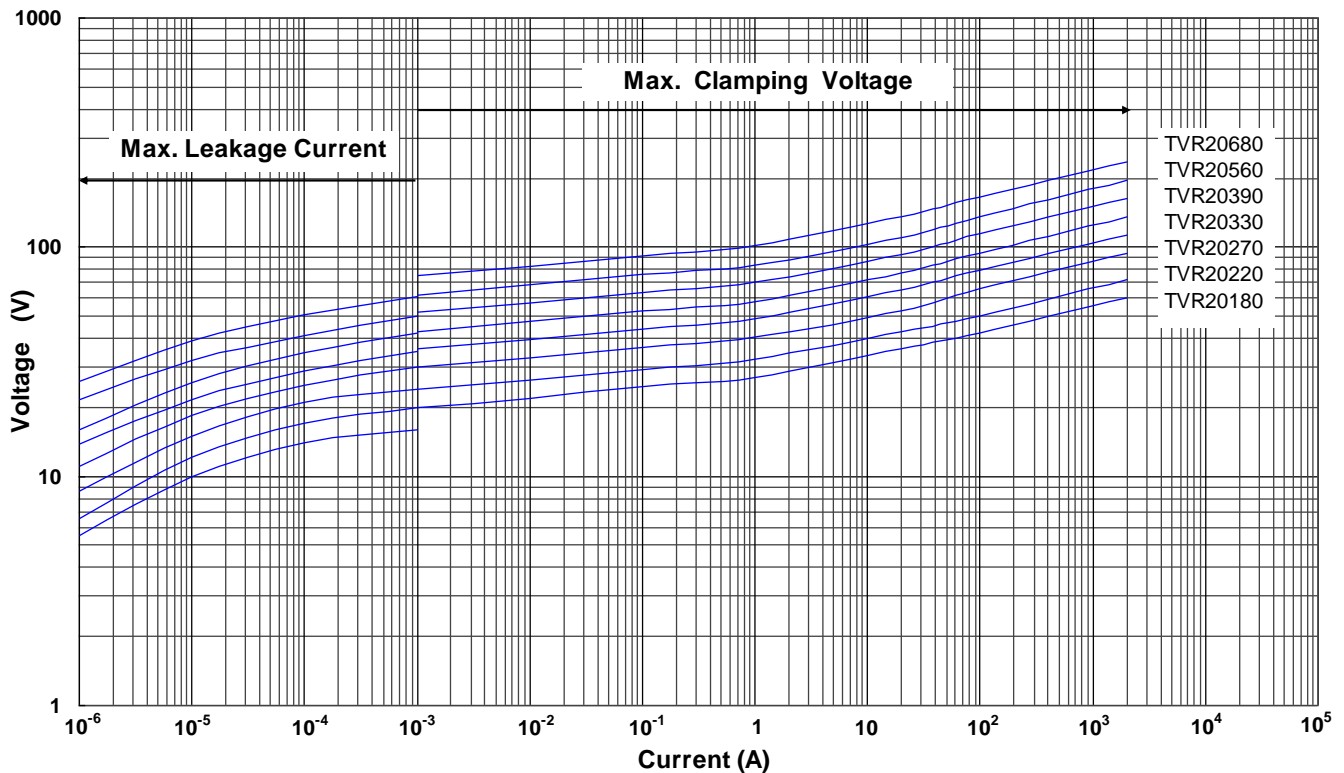
## Disc Type Varistor for Surge Protection

### ■ Max. Leakage Current and Max. Clamping Voltage Curves

Max. Leakage Current and Max. Clamping Voltage Curves (TVR14511 to TVR14182)



Max. Leakage Current and Max. Clamping Voltage Curves (TVR20180 to TVR20680)



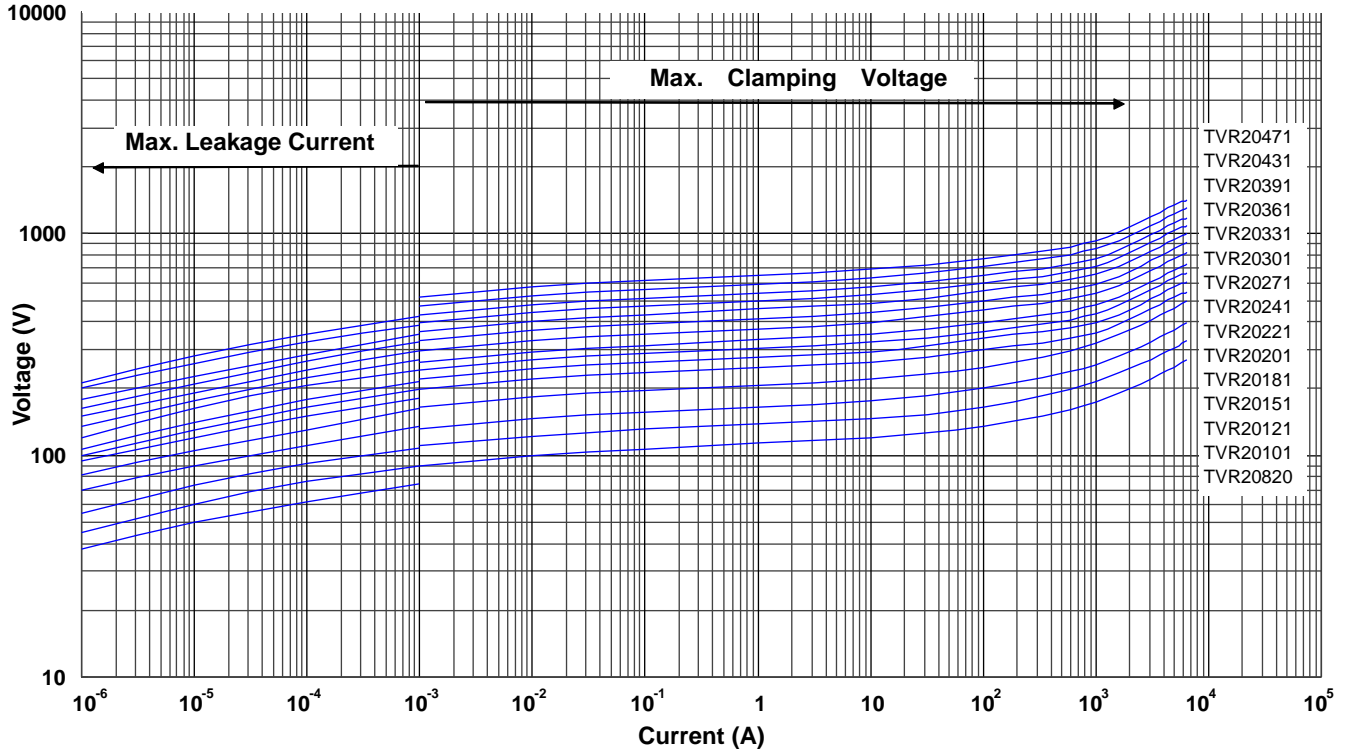
# Metal Oxide Varistor : TVR Series



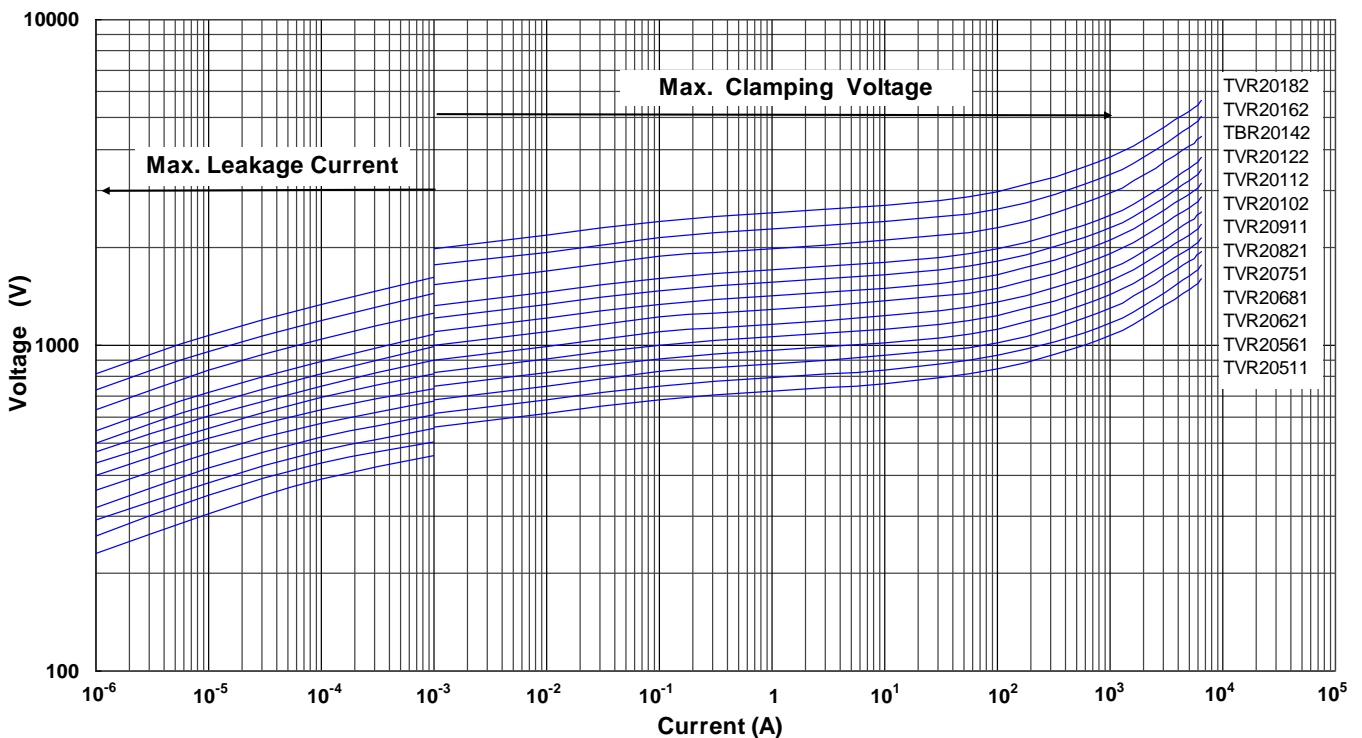
## Disc Type Varistor for Surge Protection

### ■ Max. Leakage Current and Max. Clamping Voltage Curves

Max. Leakage Current and Max. Clamping Voltage Curves (TVR20820 to TVR20471)



Max. Leakage Current and Max. Clamping Voltage Curves (TVR20511 to TVR20182)



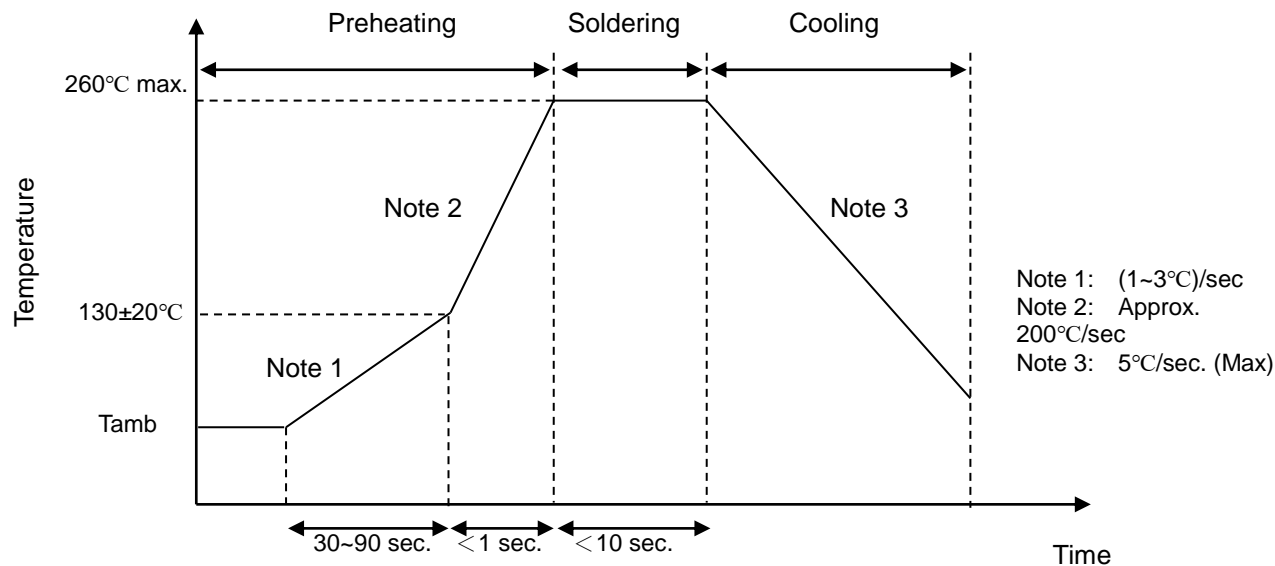
# Metal Oxide Varistor : TVR Series



## Disc Type Varistor for Surge Protection

### ■ Soldering Recommendation

#### ● Wave Soldering Profile



#### ● Recommended Reworking Conditions with Soldering Iron

Item	Conditions
Temperature of Soldering Iron-tip	$360^\circ\text{C}$ (max.)
Soldering Time	3 sec (max.)
Distance from Varistor	2 mm (min.)

# Metal Oxide Varistor : TVR Series



## Disc Type Varistor for Surge Protection

### ■ Reliability

Item	Standard	Test conditions / Methods	Specifications															
Tensile Strength of Terminals	IEC60068-2-21	Gradually apply the specified force and keep the unit fixed for 10±1 sec.  Terminal diameter (mm)                      Force (Kg) 0.5<d≤0.8                                      1.0 0.8<d≤1.25                                      2.0	$ \Delta V_{1mA}/V_{1mA}  \leq 5\%$ No visible damage															
Bending Strength of Terminals	IEC 60068-2-21	Hold specimen and apply the force specified below to each lead. Bend the specimen to 90°, then return to the original position. Repeat the procedure in the opposite direction.  Terminal diameter (mm)                      Force (Kg) 0.5<d≤0.8                                      0.5 0.8<d≤1.25                                      1.0	$ \Delta V_{1mA}/V_{1mA}  \leq 5\%$ No visible damage															
Vibration	IEC 60068-2-6	Frequency range: 10-55 Hz Amplitude: 0.75mm or 98 m/s <sup>2</sup> Direction: 3 mutually perpendicular directions, 2 hrs each	$ \Delta V_{1mA}/V_{1mA}  \leq 5\%$ No visible damage															
Solderability	IEC 60068-2-20	245±3°C, 3±0.3 sec	At least 95% of terminal electrode is covered by new solder															
Resistance to Soldering Heat	IEC 60068-2-20	260±3°C, 10±1 sec, (5±0.5 sec for TVR05)	$ \Delta V_{1mA}/V_{1mA}  \leq 5\%$ No visible damage															
High Temperature Storage	IEC 60068-2-2	125±5°C x 1000±24 hrs	$ \Delta V_{1mA}/V_{1mA}  \leq 5\%$ No visible damage															
Damp Heat, Steady State	IEC60068-2-78	a. 40±2°C, 90 ~ 95 % RH, 1344 hrs b. 40±2°C, 90 ~ 95 % RH, at 10%Vdc, 1344 hrs	$ \Delta V_{1mA}/V_{1mA}  \leq 5\%$ No visible damage Insulation Resistance ≥100MΩ															
Rapid Change of Temperature	IEC 60068-2-14	The conditions shown below shall be repeated 5 cycles <table border="1"> <thead> <tr> <th>Step</th> <th>Temperature (°C)</th> <th>Period (minutes)</th> </tr> </thead> <tbody> <tr> <td>1</td> <td>-40±3</td> <td>30±3</td> </tr> <tr> <td>2</td> <td>Room temperature</td> <td>5±3</td> </tr> <tr> <td>3</td> <td>105±2</td> <td>30±3</td> </tr> <tr> <td>4</td> <td>Room temperature</td> <td>5±3</td> </tr> </tbody> </table>	Step	Temperature (°C)	Period (minutes)	1	-40±3	30±3	2	Room temperature	5±3	3	105±2	30±3	4	Room temperature	5±3	$ \Delta V_{1mA}/V_{1mA}  \leq 5\%$ No visible damage
Step	Temperature (°C)	Period (minutes)																
1	-40±3	30±3																
2	Room temperature	5±3																
3	105±2	30±3																
4	Room temperature	5±3																
High Temp. Load	MIL-STD-202 Method 108	105±2°C, 1000±24 hrs at V <sub>DC</sub> or V <sub>rms</sub> (Max. Continuous Voltage)	$ \Delta V_{1mA}/V_{1mA}  \leq 10\%$ No visible damage															
8/20μs Surge Life	IEC 61051-1	8/20μs waveform, 10 surge currents, unipolar, interval 30 secs, amplitude corresponding to max. surge current derating curves for 20μs.	$ \Delta V_{1mA}/V_{1mA}  \leq 10\%$ No visible damage															
10/1000μs Surge Life	IEC 61051-1	10/1000μs waveform, 10 surge currents, unipolar, interval 2mins, amplitude corresponding to max. surge current derating curves for 1000μs.	$ \Delta V_{1mA}/V_{1mA}  \leq 10\%$ No visible damage															
Voltage Proof	IEC 61051-1	Metal balls method, 2500 Vac 1 min	No visible damage															
Varistor Voltage Temp. Coefficient	Specification Standard	$\frac{V_{1mA \text{ at } 105^{\circ}\text{C}} - V_{1mA \text{ at } 25^{\circ}\text{C}}}{V_{1mA \text{ at } 25^{\circ}\text{C}}} \times \frac{1}{80} \times 100 (\% / ^{\circ}\text{C})$ $\frac{V_{1mA \text{ at } -40^{\circ}\text{C}} - V_{1mA \text{ at } 25^{\circ}\text{C}}}{V_{1mA \text{ at } 25^{\circ}\text{C}}} \times \frac{1}{65} \times 100 (\% / ^{\circ}\text{C})$	-0.05 ≤ TC ≤ 0.05 (%/°C)															

# Metal Oxide Varistor : TVR Series

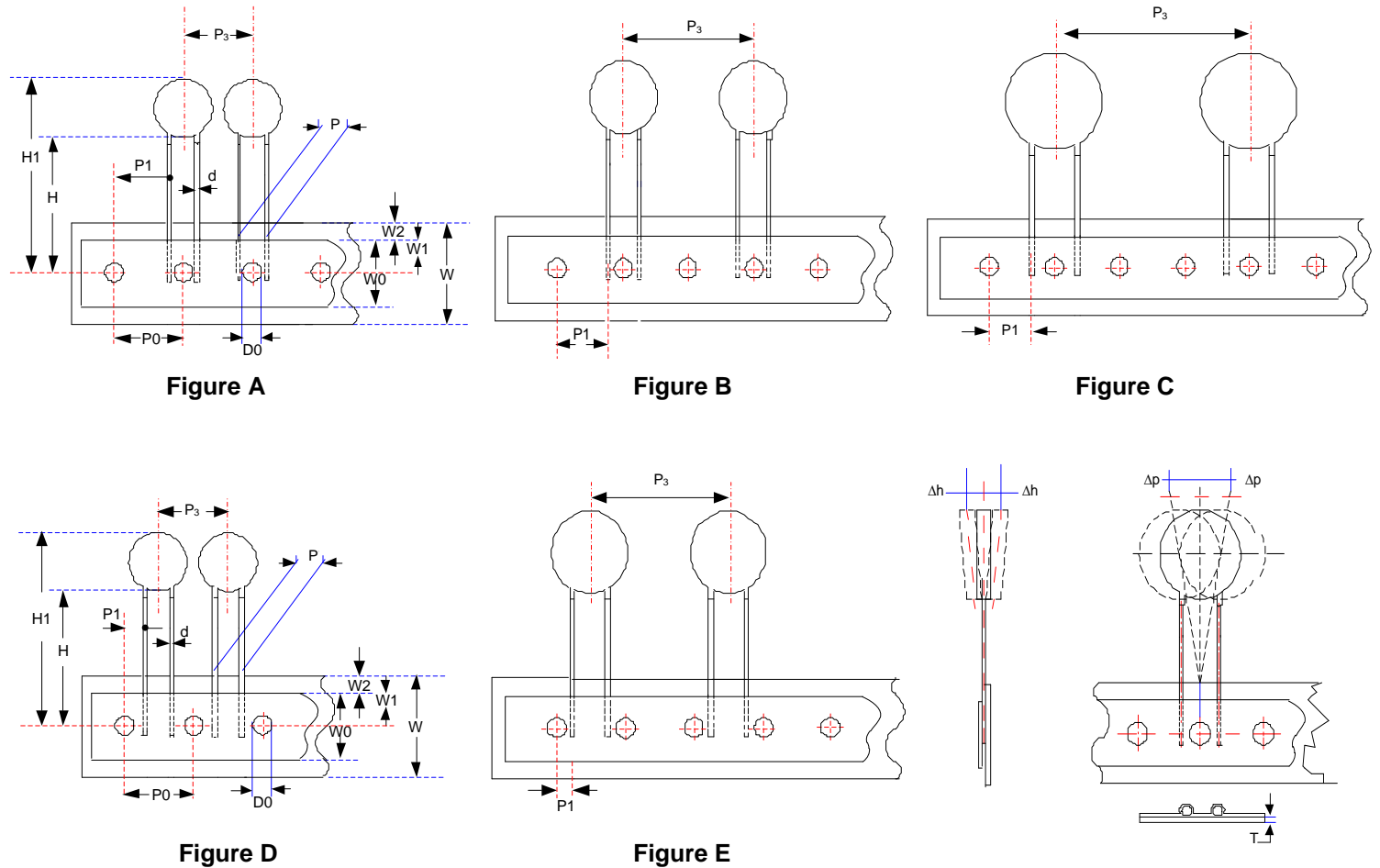


## Disc Type Varistor for Surge Protection

### ■ Packaging

#### ● Taping Specification

#### S Type (Straight Lead)



(Unit: mm)

Taping Code	Body Size	P <sub>0</sub>	P	P <sub>3</sub>	P <sub>1</sub>	H	H <sub>1</sub>	d	W <sub>0</sub>	W <sub>1</sub>	W <sub>2</sub>	W	Δ P	Δ h	D <sub>0</sub>	T	Figure
		±0.3	±1	±1	±1	+2/-0	Max.	±0.02	±1	+0.75/-0.5	Max	+1/-0.5	Max.	Max.	±0.2	±0.2	
A (P <sub>0</sub> :12.7)	05	12.7	5.0	12.7	3.55	18	28.0	0.6	12	9	3	18	1	2	4	0.6	D
	07	12.7	5.0	12.7	3.55	18	30.0	0.6	12	9	3	18	1	2	4	0.6	D
	10	12.7	7.5	12.7	8.55	18	33.5	0.8	12	9	3	18	1	2	4	0.6	A
	14	12.7	7.5	25.4	8.55	18	38.0	0.8	12	9	3	18	1	2	4	0.6	B
	20	12.7	10.0	25.4	7.20	18	40.5	1.0	12	9	3	18	1	2	4	0.6	C
E (P <sub>0</sub> :15.0)	05	15	5.0	15.0	4.70	18	28.0	0.6	12	9	3	18	1	2	4	0.6	D
	07	15	5.0	15.0	4.70	18	30.0	0.6	12	9	3	18	1	2	4	0.6	D
	10	15	7.5	15.0	3.35	18	33.5	0.8	12	9	3	18	1	2	4	0.6	D
	14	15	7.5	30.0	3.35	18	38.0	0.8	12	9	3	18	1	2	4	0.6	E
	20	15	10.0	30.0	9.50	18	40.5	1.0	12	9	3	18	1	2	4	0.6	B

# Metal Oxide Varistor : TVR Series

## Disc Type Varistor for Surge Protection



### F Type (Y Kink Lead)

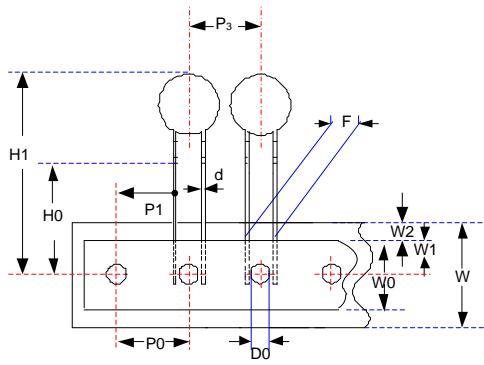


Figure A

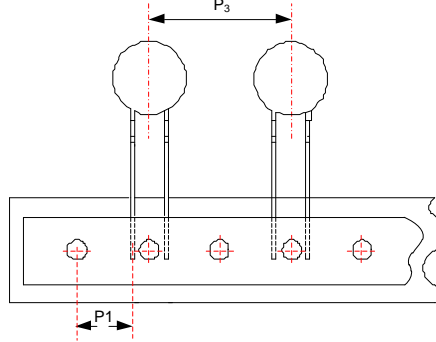
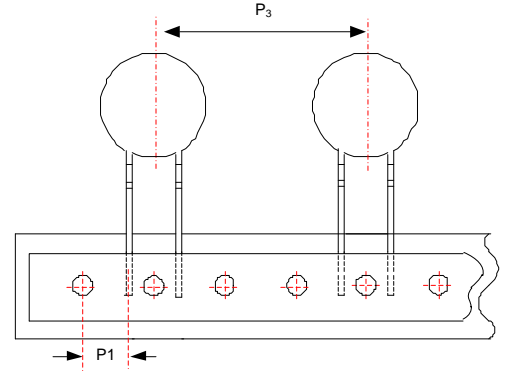


Figure B



P<sub>3</sub>

Figure C

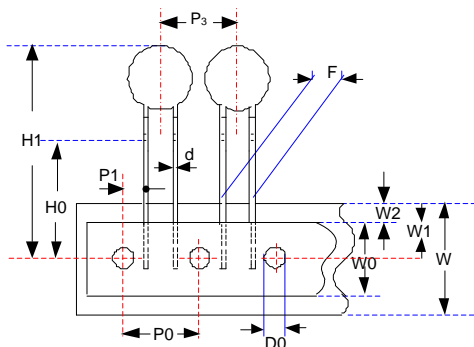


Figure D

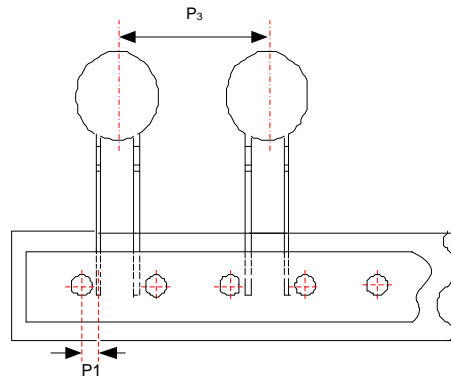
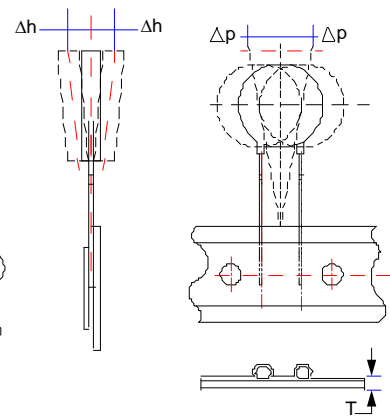


Figure E



(Unit: mm)

Taping Code	Body Size	P <sub>0</sub>	P	P <sub>3</sub>	P <sub>1</sub>	H <sub>0</sub>	H <sub>1</sub>	d	W <sub>0</sub>	W <sub>1</sub>	W <sub>2</sub>	W	ΔP	Δh	D <sub>0</sub>	T	Figure
		±0.3	±1	±1	±1	±0.5	Max.	±0.02	±1	+0.75/-0.5	Max	+1/-0.5	Max.	Max.	±0.2	±0.2	
A (P <sub>0</sub> :12.7)	05	12.7	5.0	12.7	3.55	16	28.0	0.6	12	9	3	18	1	2	4	0.6	D
	07	12.7	5.0	12.7	3.55	16	30.0	0.6	12	9	3	18	1	2	4	0.6	D
	10	12.7	7.5	12.7	8.55	16	33.5	0.8	12	9	3	18	1	2	4	0.6	A
	14	12.7	7.5	25.4	8.55	16	38.0	0.8	12	9	3	18	1	2	4	0.6	B
	20	12.7	10.0	25.4	7.20	16	44.5	1.0	12	9	3	18	1	2	4	0.6	C
E (P <sub>0</sub> :15.0)	05	15	5.0	15.0	4.70	16	28.0	0.6	12	9	3	18	1	2	4	0.6	D
	07	15	5.0	15.0	4.70	16	30.0	0.6	12	9	3	18	1	2	4	0.6	D
	10	15	7.5	15.0	3.35	16	33.5	0.8	12	9	3	18	1	2	4	0.6	D
	14	15	7.5	30.0	3.35	16	38.0	0.8	12	9	3	18	1	2	4	0.6	E
	20	15	10.0	30.0	9.50	16	44.5	1.0	12	9	3	18	1	2	4	0.6	B

# Metal Oxide Varistor : TVR Series



## Disc Type Varistor for Surge Protection

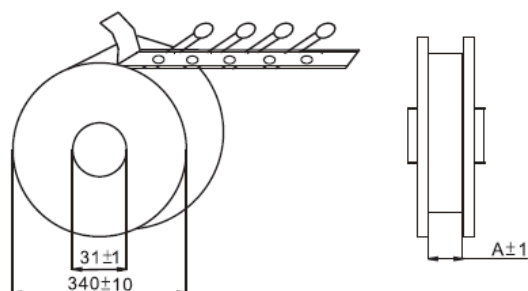
### ■ Quantity

#### ● Bulk Packing

Series	Straight Lead Type Quantity (pcs/bag)	Cut Lead Type Quantity (pcs/bag)	Kink Type Quantity (pcs/bag)
TVR05	250	250	---
TVR07	250	250	200
TVR10 (180~751)	200	200	200
TVR10 (821~182)	100	100	100
TVR14	100	100	100
TVR20	50	50	50

#### ● Reel Packing

Series	A (mm)	Quantity (pcs/reel)
TVR05(180~391)	46	1,500
TVR05(431~751)		1,000
TVR07(180~391)		1,500
TVR07(431~821)		1,000
TVR10(180~911)		1,000
TVR10(102~112)		750
TVR10(122~182)		500
TVR14(180~470)		800
TVR14(560~391)		750
TVR14(431~182)		500
TVR20(180~431)	55	500
TVR20(471~681)		400
TVR20(751~182)		250



(Unit: mm)

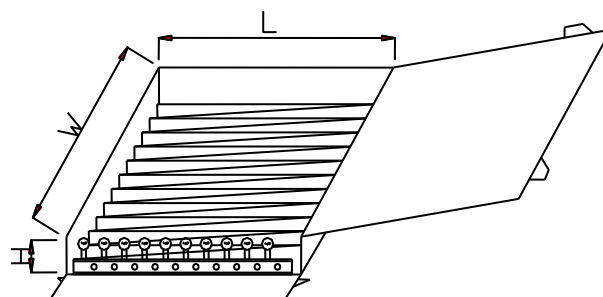
# Metal Oxide Varistor : TVR Series



## Disc Type Varistor for Surge Protection

### ● Ammo Packing

Series	Quantity (pcs/box) P0=12.7mm	Quantity (pcs/box) P0=15.0mm
TVR05(180~391)	1,500	1,500
TVR05(431~751)	1,200	1,000
TVR07(180~391)	1,500	1,500
TVR07(431~511)	1,200	1,200
TVR07(561~821)	1,000	1,200
TVR10(180~361)	1,200	950
TVR10(391~621)	1,200	750
TVR10(681~112)	800	600
TVR10(122~182)	700	400
TVR14(180~271)	650	500
TVR14(301~561)	500	450
TVR14(621~751)	400	350
TVR14(821~112)	300	300
TVR14(122~182)	300	250
TVR20(180~751)	300	300
TVR20(821~182)	250	250



(Unit: mm)

Series	W±5	L±5	H±5
TVR05 ~ TVR20	345	275	55

### ■ Warehouse Storage Conditions of Products

- Storage Conditions:
  1. Storage Temperature: -10°C ~ +40°C
  2. Relative Humidity: ≤ 75%RH
  3. Keep away from corrosive atmosphere and sunlight.
- Period of Storage: 1 year

## Looking for pricing, stock, or lifecycle information?

Click below to explore more details on WIN SOURCE:

- ⊖ [View TVR10471KSY on WIN SOURCE](#)
- ⊖ [Thinking Electronic Industrial Co.,Ltd Information](#)

## Optimize Your Supply Chain with WIN SOURCE Solutions

- ✓ Global Sourcing Solution
- ✓ Obsolete Management
- ✓ Cost Control Management
- ✓ Shortage Management
- ✓ Alternative Solution
- ✓ Excess Inventory Management