



**THE DATASHEET OF
MMXZ5232B-TP**



Features

- Zener Voltages from 2.7V-39V
- Planar Die Construction
- Ideally Suited for Automated Assembly Processes
- Halogen Free. "Green" Device (Note 1)
- Moisture Sensitivity Level 1
- Epoxy Meets UL 94 V-0 Flammability Rating
- Lead Free Finish/RoHS Compliant ("P" Suffix Designates RoHS Compliant. See Ordering Information)

200 mW Zener Diodes 2.7 to 39 Volts

Maximum Ratings

- Operating Junction Temperature Range: -55°C to +150°C
- Storage Temperature Range: -55°C to +150°C
- Thermal Resistance : 625°C/W Junction to Ambient

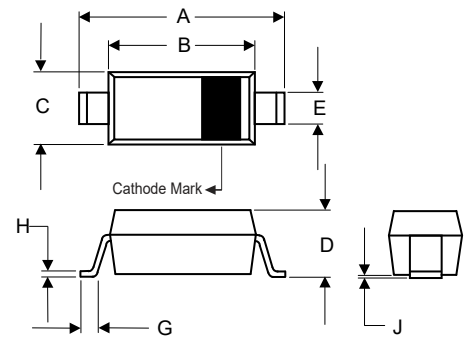
Parameter	Symbol	Rating	Conditions
Power Dissipation	P_D	200mW	Note 2
Maximum Forward Voltage	V_F	0.9V	$I_F=10mA$ Note 3

Note: 1. Halogen free "Green" products are defined as those which contain <900ppm bromine, <900ppm chlorine (<1500ppm total Br + Cl) and <1000ppm antimony compounds.

Note: 2. Device Mounted on Ceramic PCB: 7.6mm x 9.4mm x 0.87mm With Pad Areas 25 mm²

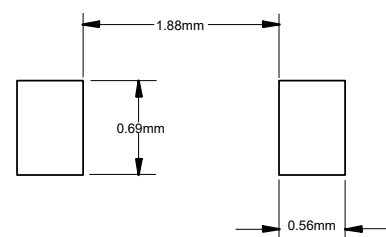
Note:3. Tested With Pulses, $T_p < 1.0ms$

SOD-323



DIM	INCHES		MM		NOTE
	MIN	MAX	MIN	MAX	
A	0.090	0.107	2.30	2.70	
B	0.063	0.071	1.60	1.80	
C	0.045	0.053	1.15	1.35	
D	0.031	0.045	0.80	1.15	
E	0.010	0.016	0.25	0.40	
G	0.004	0.018	0.10	0.45	
H	0.004	0.010	0.10	0.25	
J	-----	0.006	-----	0.15	

Suggested Solder Pad Layout



Electrical Characteristics @ 25°C Unless Otherwise Specified

MCC Part Number	Nominal Zener Voltage ^(4,5)		Maximum Zener Impedance ⁽⁶⁾			Leakage Current		Maximum Zener Voltage Temp Coefficient 'B' Suffix Only	Marking Code
	$V_Z @ I_{ZT}$	I_{ZT}	$Z_{ZT} @ I_{ZT}$	$Z_{Zk} @ I_{Zk}$	I_{Zk}	I_R	V_R		
	V	mA	Ω	Ω	mA	$\mu A(\text{Max.})$	V	%/°C	
MMXZ5223B	2.7	20	30	1300	0.25	75	1.0	-0.080	C3
MMXZ5225B	3.0	20	29	1600	0.25	50	1.0	-0.075	C5
MMXZ5226B	3.3	20	28	1600	0.25	25	1.0	-0.070	G1
MMXZ5227B	3.6	20	24	1700	0.25	15	1.0	-0.065	G2
MMXZ5228B	3.9	20	23	1900	0.25	10	1.0	-0.060	G3
MMXZ5229B	4.3	20	22	2000	0.25	5.0	1.0	± 0.055	G4
MMXZ5230B	4.7	20	19	1900	0.25	5.0	2.0	± 0.030	G5
MMXZ5231B	5.1	20	17	1600	0.25	5.0	2.0	± 0.030	E1
MMXZ5232B	5.6	20	11	1600	0.25	5.0	3.0	+0.038	E2
MMXZ5234B	6.2	20	7.0	1000	0.25	5.0	4.0	+0.045	E4
MMXZ5235B	6.8	20	5.0	750	0.25	3.0	5.0	+0.050	E5
MMXZ5236B	7.5	20	6.0	500	0.25	3.0	6.0	+0.058	F1
MMXZ5237B	8.2	20	8.0	500	0.25	3.0	6.5	+0.062	F2
MMXZ5239B	9.1	20	10	600	0.25	3.0	7.0	+0.068	F4
MMXZ5240B	10	20	17	600	0.25	3.0	8.0	+0.075	F5
MMXZ5241B	11	20	22	600	0.25	2.0	8.4	+0.076	H1
MMXZ5242B	12	20	30	600	0.25	1.0	9.1	+0.077	H2
MMXZ5243B	13	9.5	13	600	0.25	0.5	9.9	+0.079	H3
MMXZ5245B	15	8.5	16	600	0.25	0.1	11	+0.082	H5
MMXZ5246B	16	7.8	17	600	0.25	0.1	12	+0.083	J1
MMXZ5248B	18	7.0	21	600	0.25	0.1	14	+0.085	J3
MMXZ5250B	20	6.2	25	600	0.25	0.1	15	+0.086	J5
MMXZ5251B	22	5.6	29	600	0.25	0.1	17	+0.087	K1
MMXZ5252B	24	5.2	33	600	0.25	0.1	18	+0.088	K2
MMXZ5254B	27	4.6	41	600	0.25	0.1	21	+0.090	K4
MMXZ5255B	28	4.5	44	600	0.25	0.1	21	+0.091	K5
MMXZ5256B	30	4.2	49	600	0.25	0.1	23	+0.091	M1
MMXZ5257B	33	3.8	58	700	0.25	0.1	25	+0.092	M2
MMXZ5258B	36	3.4	70	700	0.25	0.1	27	+0.093	M3
MMXZ5259B	39	3.2	80	800	0.25	0.1	30	+0.094	M4

NOTE:

4. Tolerance and Type Number Designation. The Type Numbers Listed Have a Standard Tolerance on The Nominal Zener Voltage of $\pm 5\%$.
5. Zener Voltage (V_Z) Measurement. Guarantees The Zener Voltage When Measured at 90 Seconds While Maintaining The Lead Temperature (T_L) at 25°C, from The Diode Body.
6. Zener Impedance (Z_Z) Derivation. The zener Impedance is Derived from The 60 Cycle AC Voltage, Which Results When an AC Current Having an rms Value Equal to 10% of the DC Zener Current (I_{ZT} or I_{Zk}) is Superimposed on I_{ZT} or I_{Zk} .

Curve Characteristics

Fig. 1 - Power Derating Curve

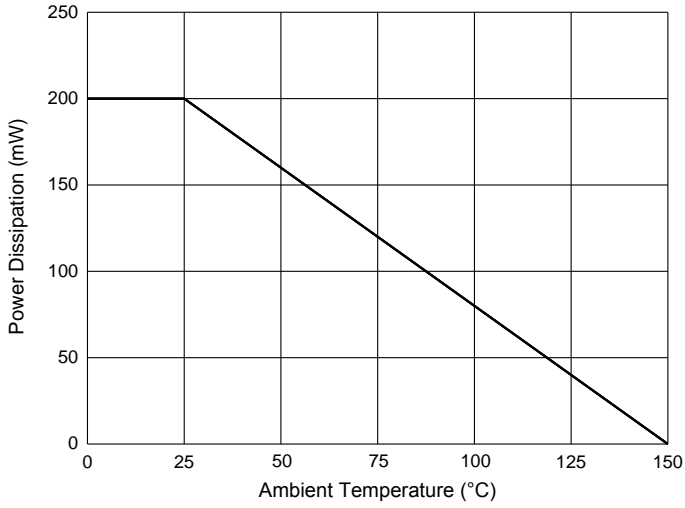


Fig. 2 - Typical Zener Breakdown Characteristics

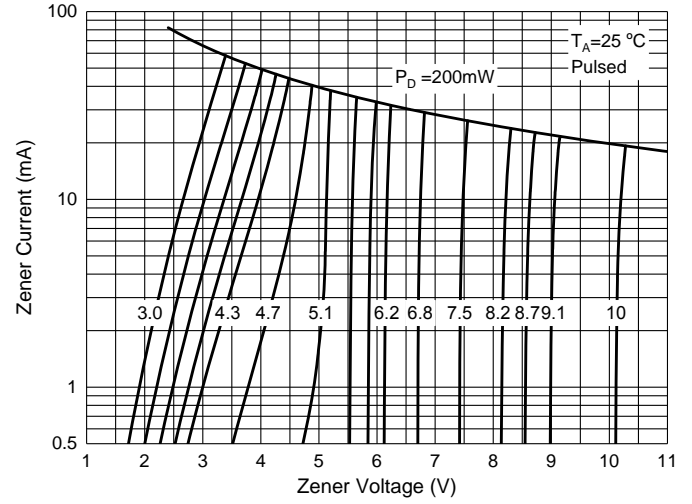
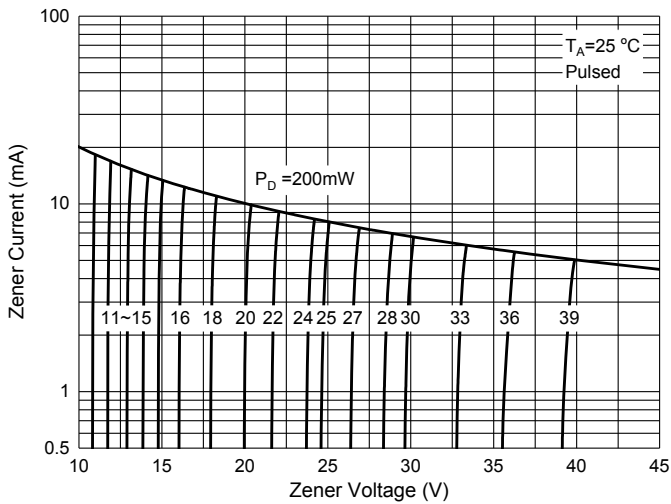


Fig. 3 - Typical Zener Breakdown Characteristics



Ordering Information

Device	Packing
Part Number-TP	Tape&Reel:3Kpcs/Reel

IMPORTANT NOTICE

Micro Commercial Components Corp. reserves the right to make changes without further notice to any product herein to make corrections, modifications, enhancements, improvements, or other changes. **Micro Commercial Components Corp.** does not assume any liability arising out of the application or use of any product described herein; neither does it convey any license under its patent rights, nor the rights of others. The user of products in such applications shall assume all risks of such use and will agree to hold **Micro Commercial Components Corp.** and all the companies whose products are represented on our website, harmless against all damages. **Micro Commercial Components Corp.** products are sold subject to the general terms and conditions of commercial sale, as published at <https://www.mccsemi.com/Home/TermsAndConditions>.

LIFE SUPPORT



MCC's products are not authorized for use as critical components in life support devices or systems without the express written approval of Micro Commercial Components Corporation.

CUSTOMER AWARENESS

Counterfeiting of semiconductor parts is a growing problem in the industry. Micro Commercial Components (MCC) is taking strong measures to protect ourselves and our customers from the proliferation of counterfeit parts. MCC strongly encourages customers to purchase MCC parts either directly from MCC or from Authorized MCC Distributors who are listed by country on our web page cited below. Products customers buy either from MCC directly or from Authorized MCC Distributors are genuine parts, have full traceability, meet MCC's quality standards for handling and storage. **MCC will not provide any warranty coverage or other assistance for parts bought from Unauthorized Sources.** MCC is committed to combat this global problem and encourage our customers to do their part in stopping this practice by buying direct or from authorized distributors.

Looking for pricing, stock, or lifecycle information?

Click below to explore more details on WIN SOURCE:

-  [View MMXZ5232B-TP on WIN SOURCE](#)
-  [Micro Commercial Co](#) Information

Optimize Your Supply Chain with WIN SOURCE Solutions

-  Global Sourcing Solution
-  Obsolete Management
-  Cost Control Management
-  Shortage Management
-  Alternative Solution
-  Excess Inventory Management