



# THE DATASHEET OF SVP22-5,00



# PCB Plug-In Connectors

## 5.00 mm Pin Spacing

- Plug Vertical
- 12A Current Rating
- Wire Entry on Rippled Side

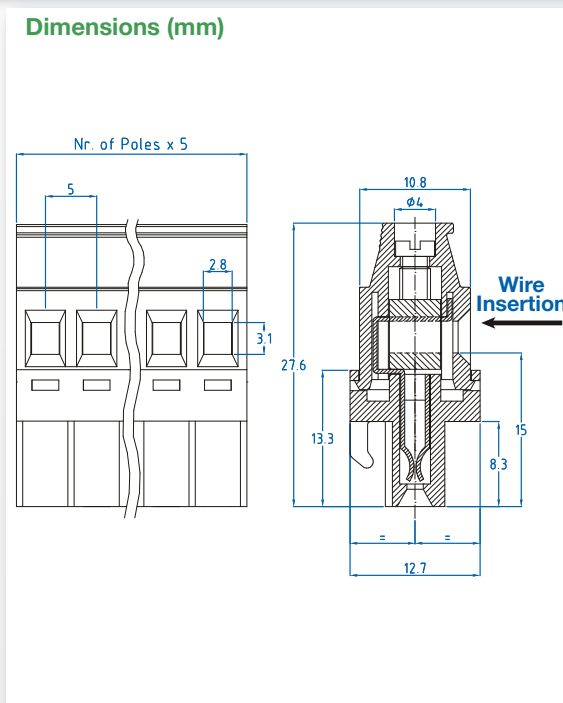


# SVPxx-5,00

Electrical Ratings				
Usergroup	B	C	D	-
Rated Voltage	300V	-	300V	250V
Rated Current	12A	-	12A	12A
Wire Size	<i>solid</i> 30-14AWG <i>stranded</i> 30-14AWG	-	30-14AWG	0.25mm <sup>2</sup> -2.5mm <sup>2</sup> 0.25mm <sup>2</sup> -2.5mm <sup>2</sup>

## Ordering Information (5.00 mm Spacing)

No. Poles	Order #	Length (mm)	Std. Pack
2	SVP02-5,00	10.0	100
3	SVP03-5,00	15.0	100
4	SVP04-5,00	20.0	50
5	SVP05-5,00	25.0	50
6	SVP06-5,00	30.0	50
7	SVP07-5,00	35.0	50
8	SVP08-5,00	40.0	50
9	SVP09-5,00	45.0	50
10	SVP10-5,00	50.0	50
11	SVP11-5,00	55.0	50
12	SVP12-5,00	60.0	50
13	SVP13-5,00	65.0	20
14	SVP14-5,00	70.0	20
15	SVP15-5,00	75.0	20
16	SVP16-5,00	80.0	20
17	SVP17-5,00	85.0	20
18	SVP18-5,00	90.0	20
19	SVP19-5,00	95.0	20
20	SVP20-5,00	100.0	20
21	SVP21-5,00	105.0	20
22	SVP22-5,00	110.0	20
23	SVP23-5,00	115.0	20
24	SVP24-5,00	120.0	20



### Material Specifications

Screws	Galvanized Steel
Clamp	Nickeled Copper Alloy
Contact Spring	Nickeled Copper Alloy
Insulating Material	Polyamide
Flammability Class	V0 UL94
Operating Temperature	-30°C - +105°C

### Installation Data

Screw Size	M3
Torque	0.5Nm (4.5 lb.in.)
Stripping Length	max. 9mm
Clamp Opening	2.5 x 3.1 mm

### Mating Headers

PVPxx-5,00	PHPxx-5,00	PVxx-5,00	PHxx-5,00
------------	------------	-----------	-----------



## Looking for pricing, stock, or lifecycle information?

Click below to explore more details on WIN SOURCE:

 [View SVP22-5,00](#) on WIN SOURCE

 [Altech corporation](#) Information

## Optimize Your Supply Chain with WIN SOURCE Solutions

-  Global Sourcing Solution
-  Obsolete Management
-  Cost Control Management
-  Shortage Management
-  Alternative Solution
-  Excess Inventory Management