



# THE DATASHEET OF OVSA1BBC2R8



# PLCC4 Surface Mount LED

## OVSA1xBC2R8 Series



### Features:

- High intensity with low power consumption
- PLCC4 packaged in 8 mm tape on 7" diameter reel
- Compatible with automatic placement equipment
- Dimensions: 3.2 x 2.7 x 1.95 mm
- 120° viewing angle



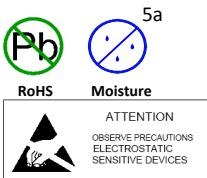
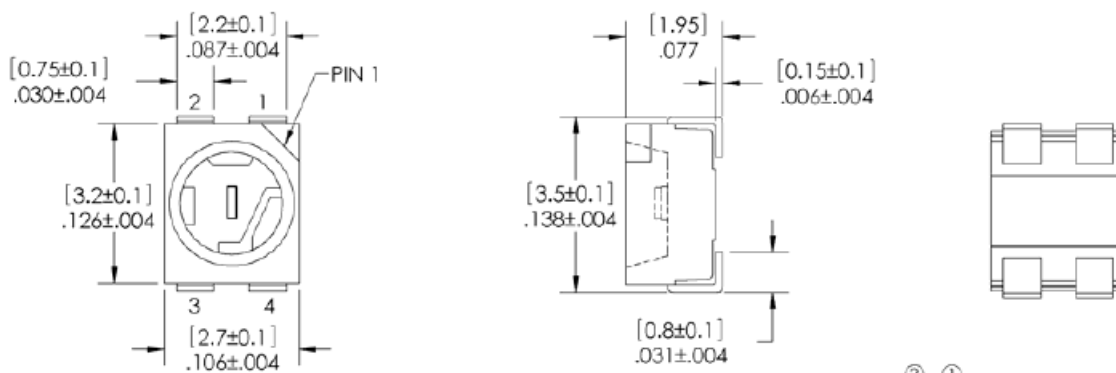
### Description:

The OVSA1xBC2R8 series is designed for wide angle, uniform light output. Its internal reflector and colorless clear lens optimize luminous intensity and make it ideal for backlighting applications and for coupling with light guides.

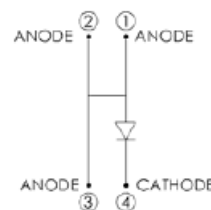
### Applications:

- Traffic lights
- Signal and symbol luminaire
- Mono-color indicators
- Backlighting (LCD, switches, displays, illuminated advertising)
- Interior automotive lighting (instrumentation clusters)
- Safety marker lights (steps, exit ways)

Part Number	Material	Emitted Color	Intensity Typ. mcd	Lens Color
OVSA1ABC2R8	AllnGaP	Amber	1500	Water Clear
OVSA1BBC2R8	LnGaN	Blue	650	Water Clear
OVSA1GBC2R8	LnGaN	Green	3200	Water Clear
OVSA1SBC2R8	AllnGaP	Red	1600	Water Clear



DIMENSIONS ARE IN INCHES AND [MM]



**DO NOT LOOK DIRECTLY AT LED  
 WITH UNSHIELDED EYES OR  
 DAMAGE TO RETINA MAY  
 OCCUR.**

### General Note

TT Electronics reserves the right to make changes in product specification without notice or liability. All information is subject to TT Electronics' own data and is considered accurate at time of going to print.

TT Electronics | OPTEK Technology  
 2900 E. Plano Pkwy, Plano, TX 75074 | Ph: +1 972 323 2200  
 www.ttelectronics.com | sensors@ttelectronics.com

### Electrical Specifications

#### Absolute Maximum Ratings ( $T_A = 25^\circ\text{C}$ unless otherwise noted)

Storage Temperature Range		-40 ~ +100° C
Operating Temperature Range		-40 ~ +100° C
Reverse Voltage		5 V
Continuous Forward Current	Blue, Green	30 mA
	Red, Amber	70 mA
Peak Forward Current (Pulse width $\leq 10$ msec, duty cycle $\leq 10\%$ )	Blue, Green	100 mA
	Red, Amber	200 mA
Power Dissipation	Blue, Green	130 mW
	Red, Amber	210 mW
Thermal Resistance Junction to Solder <sup>1</sup>	Blue, Green	200° C/W
	Red, Amber	150° C/W
Electrostatic Discharge Classification (MIL-STD-883E)	Blue, Green	Class 2
	Red, Amber	
Moisture Sensitivity Level (IPC/JEDEC J-STD-020C)		5a / 24hrs
LED Junction Temperature		110° C
Lead Soldering Temperature		250° C / 10 seconds

Note:

1. Rth test condition: Mounted on PC board FR 4 (pad size  $\geq 16\text{mm}^2$ )

General Note

TT Electronics reserves the right to make changes in product specification without notice or liability. All information is subject to TT Electronics' own data and is considered accurate at time of going to print.

# PLCC4 Surface Mount LED

## OVSA1xBC2R8 Series



### Electrical Specifications

Electrical Characteristics (T <sub>A</sub> = 25° C unless otherwise noted)							
SYMBOL	PARAMETER	COLOR	MIN	TYP	MAX	UNITS	CONDITIONS
I <sub>v</sub>	Luminous Intensity	Blue	450	650	---	mcd	I <sub>F</sub> = 30 mA
		Green	2240	3200	---		
		Red	1120	1600	---		I <sub>F</sub> = 50 mA
		Amber	1120	1500	---		
V <sub>F</sub>	Forward Voltage	Blue	---	3.6	4.2	V	I <sub>F</sub> = 30 mA
		Green	---	3.6	4.2		
		Red	---	2.4	3.0		I <sub>F</sub> = 50 mA
		Amber	---	2.4	3.0		
I <sub>R</sub>	Reverse Current	Blue	---	---	10	μA	V <sub>R</sub> = 5 V
		Green	---	---	10		
		Red	---	---	10		
		Amber	---	---	10		
λ <sub>D</sub>	Dominant Wavelength	Blue	460	470	475	nm	I <sub>F</sub> = 30 mA
		Green	520	527	535		
		Red	618	624	630		I <sub>F</sub> = 50 mA
		Amber	584	591	599		
2 Ø½ H-H	50% Power Angle	Blue & Green		120		deg	I <sub>F</sub> = 30 mA
		Red & Amber					I <sub>F</sub> = 50 mA

**General Note**

TT Electronics reserves the right to make changes in product specification without notice or liability. All information is subject to TT Electronics' own data and is considered accurate at time of going to print.

TT Electronics | OPTEK Technology  
 2900 E. Plano Pkwy, Plano, TX 75074 | Ph: +1 972 323 2200  
[www.ttelectronics.com](http://www.ttelectronics.com) | [sensors@ttelectronics.com](mailto:sensors@ttelectronics.com)

# PLCC4 Surface Mount LED

## OVSA1xBC2R8 Series



### Luminous Intensity ( $I_v$ ) @ 30mA

BLUE: OVSA1BBC2R8		
IV Code	Min (mcd)	Max (mcd)
Ua	450	560
Ub	560	710
Va	710	900

### Dominant Wavelength (nm)

BLUE: OVSA1BBC2R8		
nm Code	Min	Max
B3	460	465
B4	465	470
B5	470	475

GREEN: OVSA1GBC2R8		
IV Code	Min (mcd)	Max (mcd)
Xb	2240	2800
Ya	2800	3550
Yb	3550	4500

GREEN: OVSA1GBC2R8		
nm Code	Min	Max
G7	520	525
G8	525	530
G9	530	535

### Luminous Intensity ( $I_v$ ) @ 50mA

RED: OVSA1SBC2R8		
IV Code	Min (mcd)	Max (mcd)
Wa	1120	1400
Wb	1400	1800
Xa	1800	2240
Xb	2240	2800

### Dominant Wavelength (nm)

RED: OVSA1SBC2R8		
nm Code	Min	Max
RA	618	630

AMBER: OVSA1ABC2R8		
IV Code	Min (mcd)	Max (mcd)
Wa	1120	1400
Wb	1400	1800
Xa	1800	2240
Xb	2240	2800

AMBER: OVSA1ABC2R8		
nm Code	Min	Max
A2	584	587
A3	587	590
A4	590	593
A5	593	596
A6	596	599

#### General Note

TT Electronics reserves the right to make changes in product specification without notice or liability. All information is subject to TT Electronics' own data and is considered accurate at time of going to print.

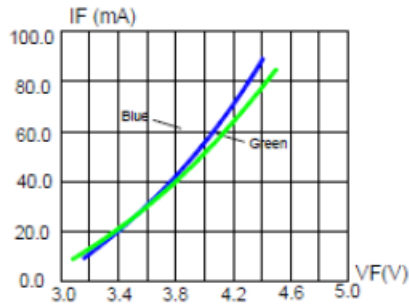
TT Electronics | OPTEK Technology  
2900 E. Plano Pkwy, Plano, TX 75074 | Ph: +1 972 323 2200  
www.ttelectronics.com | sensors@ttelectronics.com

# PLCC4 Surface Mount LED

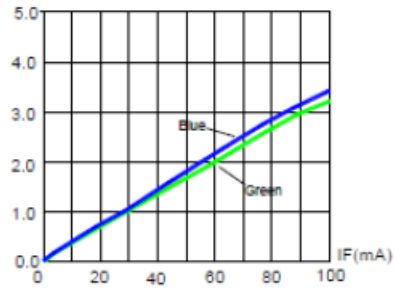
## OVSA1xBC2R8 Series



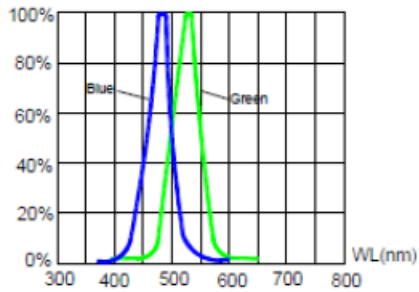
### Typical Electro-Optical Characteristics Curves OVSA1BBC2R8 (Blue) & OVSA1GBC2R8 (Green)



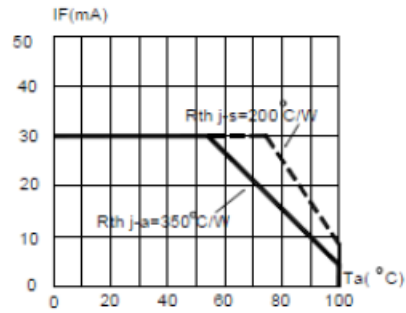
Forward Current vs. Forward Voltage



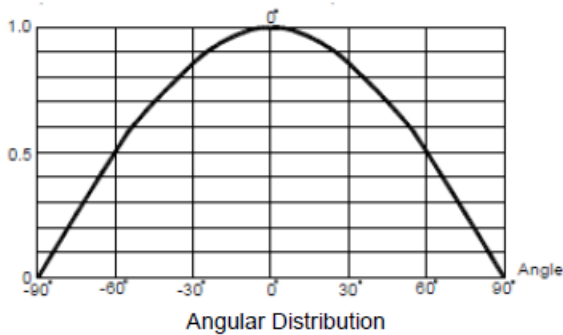
Relative Luminous Intensity vs. Forward Current



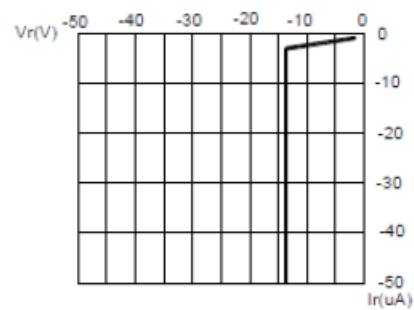
Relative Luminous Intensity vs. Wavelength



Blue & Green Maximum Forward DC Current vs. Ambient Temperature



Angular Distribution



Blue & Green Reverse Current vs. Reverse Voltage

General Note  
TT Electronics reserves the right to make changes in product specification without notice or liability. All information is subject to TT Electronics' own data and is considered accurate at time of going to print.

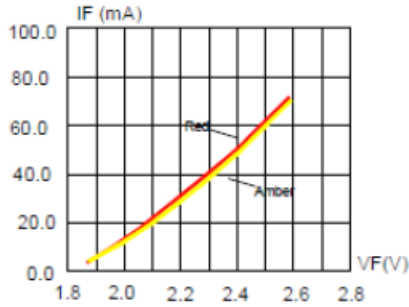
TT Electronics | OPTEK Technology  
2900 E. Plano Pkwy, Plano, TX 75074 | Ph: +1 972 323 2200  
www.ttelectronics.com | sensors@ttelectronics.com

# PLCC4 Surface Mount LED

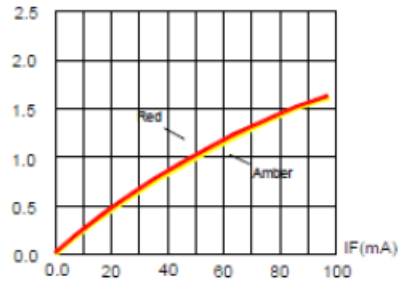
## OVSA1xBC2R8 Series



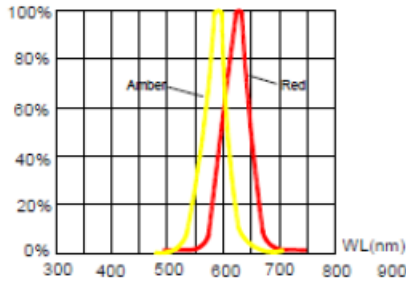
### Typical Electro-Optical Characteristics Curves for OVSA1SBC2R8 (Red) & OVSA1ABC2R8 (Amber)



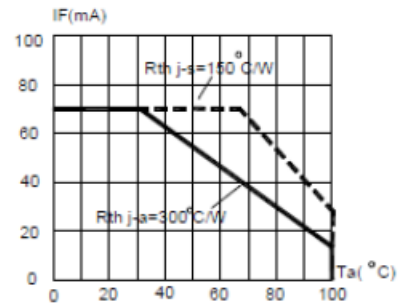
Forward Current vs. Forward Voltage



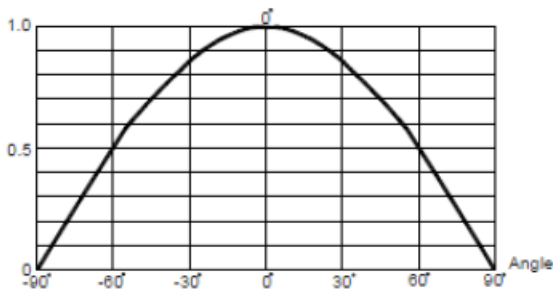
Relative Luminous Intensity vs. Forward Current



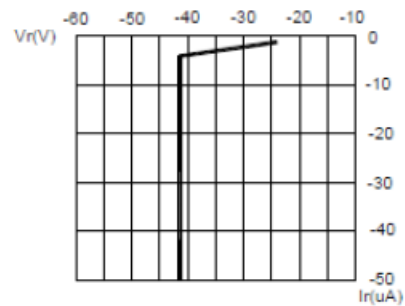
Relative Luminous Intensity vs. Wavelength



Red & Amber Maximum Forward DC Current vs. Ambient Temperature



Angular Distribution



Red & Amber Reverse Current vs. Reverse Voltage

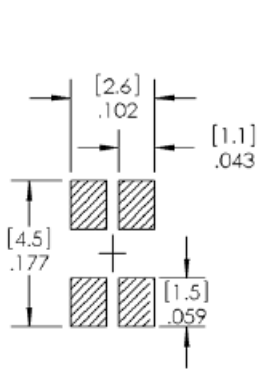
**General Note**

TT Electronics reserves the right to make changes in product specification without notice or liability. All information is subject to TT Electronics' own data and is considered accurate at time of going to print.

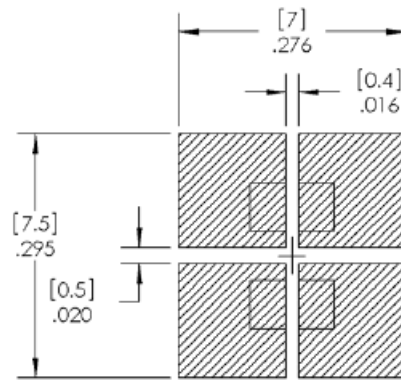
TT Electronics | OPTEK Technology  
 2900 E. Plano Pkwy, Plano, TX 75074 | Ph: +1 972 323 2200  
[www.ttelectronics.com](http://www.ttelectronics.com) | [sensors@ttelectronics.com](mailto:sensors@ttelectronics.com)

# PLCC4 Surface Mount LED

OVSA1xBC2R8 Series

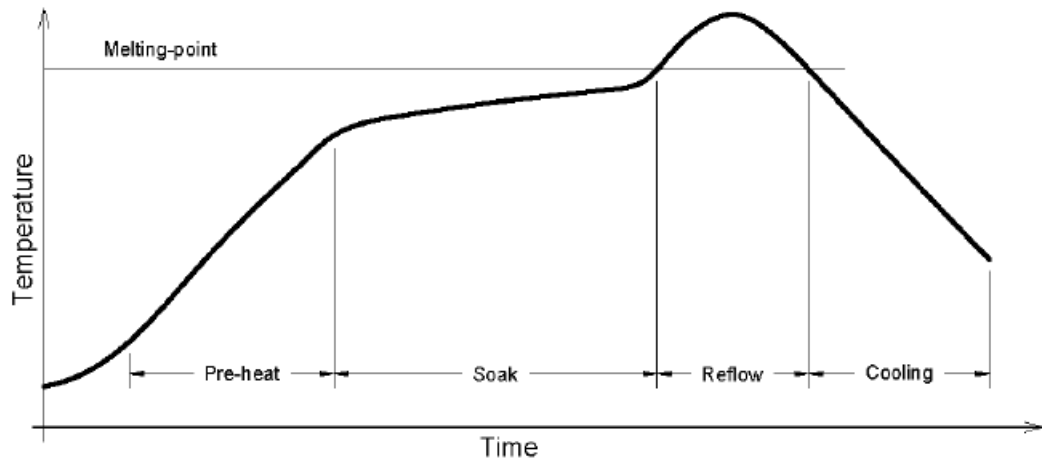


RECOMMENDED SOLDER PASTE PATTERN



RECOMMENDED COPPER PATTERN

## Reflow Solder Profile



Solder = Lead-Free	
Average ramp-up rate = 4°C / sec. max	Peak temperature = 250°C max.
Preheat temperature: 150 - 220°C	Time within 5°C of actual peak temperature = 10 sec. max
Preheat time: 120 sec. max.	
Ramp-down rate = 6°C / sec. max.	Duration above 217°C is 60 sec. max

General Note

TT Electronics reserves the right to make changes in product specification without notice or liability. All information is subject to TT Electronics' own data and is considered accurate at time of going to print.

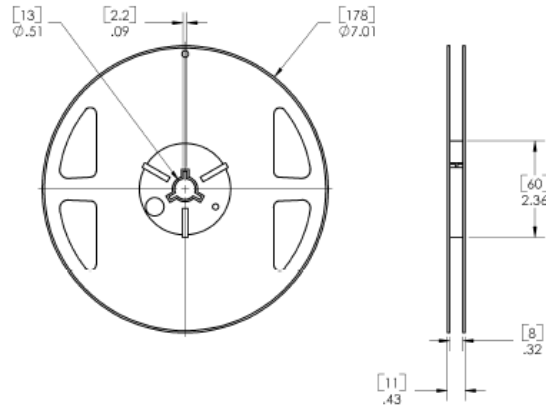
TT Electronics | OPTEK Technology  
 2900 E. Plano Pkwy, Plano, TX 75074 | Ph: +1 972 323 2200  
 www.ttelectronics.com | sensors@ttelectronics.com

# PLCC4 Surface Mount LED

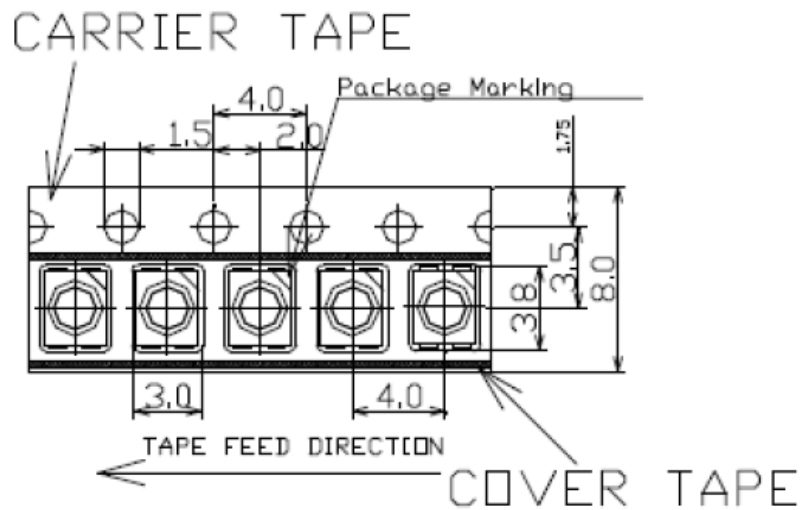
OVSA1xBC2R8 Series



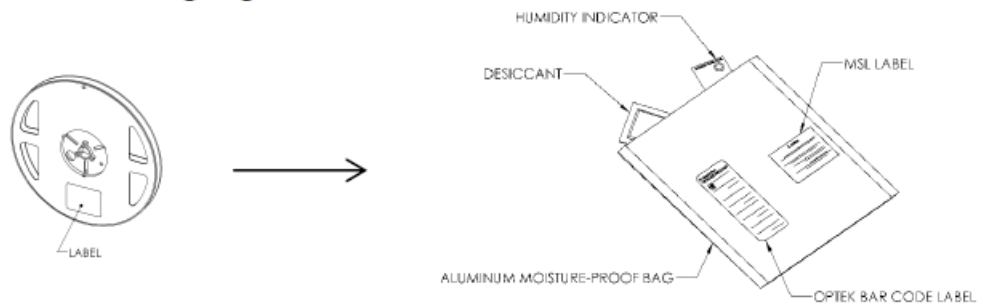
Reel Dimensions: 7-inch reel



Carrier Tape Dimensions: Loaded Quantity 2000 pieces per reel



Moisture Resistant Packaging:



General Note  
TT Electronics reserves the right to make changes in product specification without notice or liability. All information is subject to TT Electronics' own data and is considered accurate at time of going to print.

TT Electronics | OPTEK Technology  
2900 E. Plano Pkwy, Plano, TX 75074 | Ph: +1 972 323 2200  
www.ttelectronics.com | sensors@ttelectronics.com

## Looking for pricing, stock, or lifecycle information?

Click below to explore more details on WIN SOURCE:

 [View OVSA1BBC2R8](#) on WIN SOURCE

 [TT Electronics](#) Information

## Optimize Your Supply Chain with WIN SOURCE Solutions

-  Global Sourcing Solution
-  Obsolete Management
-  Cost Control Management
-  Shortage Management
-  Alternative Solution
-  Excess Inventory Management