



**THE DATASHEET OF
CM2722R800R-10**



Board Level Products

HI2220P601R-10 (Part number example in **BOLD**)

HI	2220	P	601	R	-10
Product Series Code	Part Size Code	Rated Continuous Current Code	Impedance (Z) or Inductance (L) Value Code	Packaging Code	Additional Description
HI = High Current Chip Beads (≥3,000 mA)	0402	A ≤ 100 mA	First two numbers are Significant Digits. The last number indicates how many zeros are added to the significant digits for impedance.	B = Bulk Standard Thru-Hole Packaging	00 = Legacy Part Contains Lead
MI = Mid Current Chip Beads (≥1,000 mA to <3,000 mA)	0603	B = 200 mA	Impedance Examples 100 = 10 OHMS 101 = 100 OHMS 102 = 1,000 OHMS 202 = 2,000 OHMS 060 = 6 OHMS 600 = 60 OHMS 601 = 600 OHMS	R = Tape & Reel Standard SMT Package	-10 = Lead Free Standard Catalog Part
LI = Low Current Chip Beads (<1,000 mA, <400 W Z)	0805	C = 300 mA			
HZ = High Impedance Chip Beads (<1,000 mA, ≥400 W Z)	1206	D = 400 mA			
HF = High Frequency Chip Beads	1210	E = 500 mA			
LF = Low Frequency Chip Beads	1612	F = 600 mA			
HR = High Bias Retention Chip Beads (>3,000 mA)	1806	G = 700 mA			
CC = CAN-Bus Common Mode	1812	H = 800 mA			
CM = Common Mode	1922	I = 900 mA			
DI = Power Inductor	2021	J = 1,000 mA			
DA = Multiline Array Chip	2220	K = 1,500 mA			
IC = Chip Inductor	2520	L = 2,000 mA	Inductance Examples 470 = 47 nH 471 = 470 nH 472 = 4,700 nH 473 = 47,000 nH 474 = 470,000 nH 475 = 4,700,000 nH		
	2545	M = 2,500 mA			
	2722	N = 3,000 mA			
	3032	O = 3,500 mA			
	3312	P = 4,000 mA			
	3322	Q = 4,500 mA			
	3421	R = 5,000 mA			
	3822	S = 5,500 mA			
	4545	T = 6,000 mA			
	4732	U = 7,000 mA			
	5022	V = 8,000 mA			
	5441	W = 9,000 mA			
	6032	X = 10,000 mA			
		Y = 15,000 mA			
		Z ≥ 20,000 mA			

29F0818-1SR-10 (Part number example in **BOLD**)

29	F	0818	-1	S	R	-10
Material Type	Product Type Code	Part Size Code	Minor Dimension Code	Board Mounting Style	Packaging Code	Additional Part Description
28 & 29 = Broad Band Material	C = Choke	Unique Part Identifier or Significant Dimension	Height or Length Variation	S = Surface Mount T = Thru-Hole	O = Bulk Standard R = Tape & Reel Standard SMT Package	-10 = Lead Free Standard Catalog Part
35 = Low Frequency Material	L = Axial Ledged Bead					
	F = Assembled Part					
	J = Radial Ledged Bead					-11 to -99 = Non Standard or Custom Part

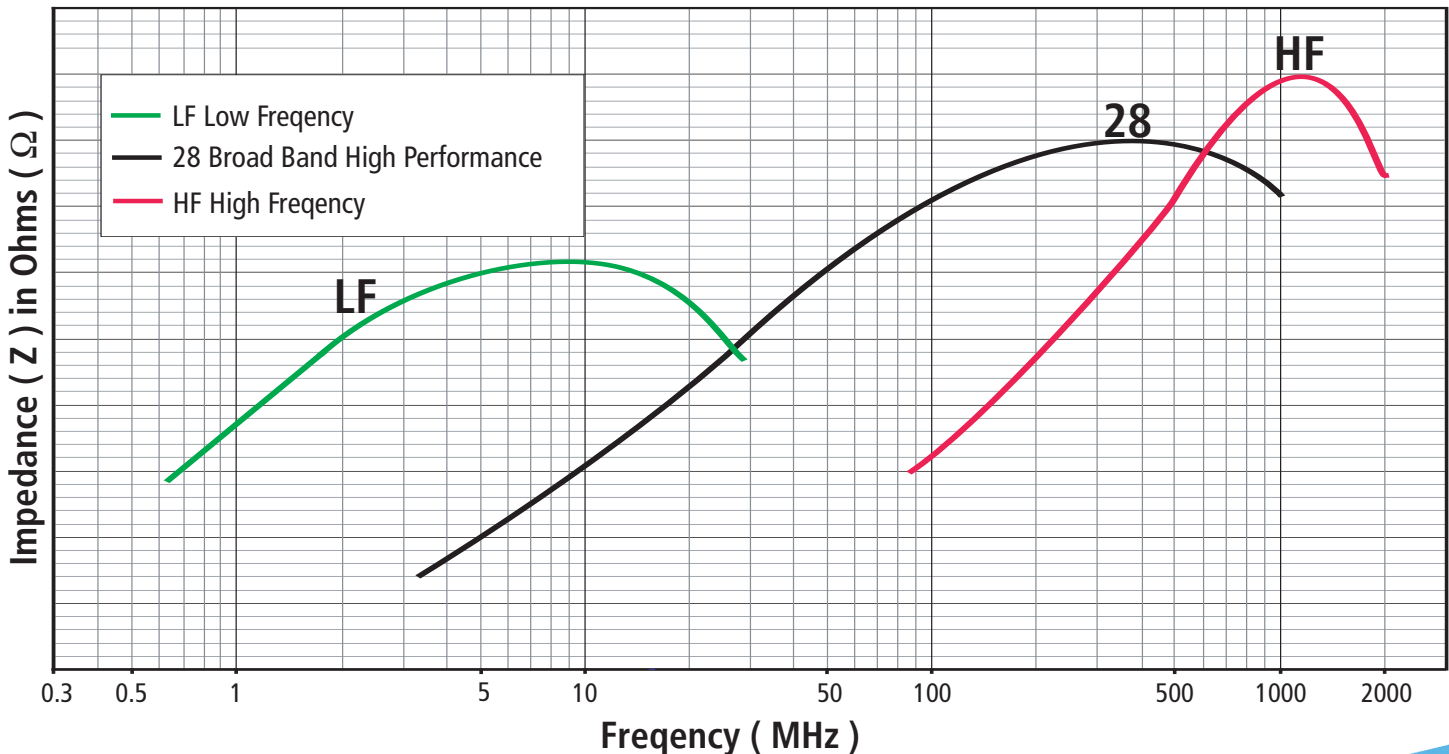
Ferrite Cable Core Products

28B0250-100 (Part number example in **BOLD**)

28	B	0250	-1	0	0
Material Type	Product Type Code	Part Size Code	Selected Dimension Code	Additional Part Description	Additional Part Description
28 = Broad Band Material HF = High Frequency Material LF = Low Frequency Material	A = Split round cores (Snap-Ons) B = Round Cylindrical Cores R = Ribbon Cable Cores S = Split Ribbon Cores	28 material is usually measured in inches for OD. HF & LF Material OD & ID is usually measured in mm.	Usually Length	0 = Standard Part "A" Product Type Code A = Plastic Case B = Plastic Case "S" Product Type Code 0 = No Clip M = Metal Clip P = Plastic Clip A = Hinged Plastic Case	0 = Standard Part "A" Product Type Code 0 = White Case 2 = Black Case



FERRITE MATERIAL COMPARISON

LF, 28, HF Material Impedance vs Frequency (300 KHz - 2 GHz)
Impedance Materials for Cable & Wiring Harness Cores



Looking for pricing, stock, or lifecycle information?

Click below to explore more details on WIN SOURCE:

-  [View CM2722R800R-10 on WIN SOURCE](#)
-  [Laird-Signal Integrity Products Information](#)

Optimize Your Supply Chain with WIN SOURCE Solutions

-  Global Sourcing Solution
-  Obsolete Management
-  Cost Control Management
-  Shortage Management
-  Alternative Solution
-  Excess Inventory Management