



**THE DATASHEET OF
SBA230CH_R1_00001**





SBA220CH / SBA230CH / SBA240CH

EXTREME LOW VF SCHOTTKY BARRIER RECTIFIER

Voltage	20-40 V	Current	2 A
----------------	----------------	----------------	------------

Features

- Ultra low forward voltage drop, low power loss
- Fast switching speed
- Surface mount package
- Lead free in compliance with EU RoHS 2.0
- Green molding compound as per IEC 61249 standard

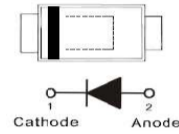

Applications

- Low voltage rectification
- Reverse polarity protection
- Low power consumption applications

Mechanical Data

- Case: Molded plastic, SOD-323HE
- Terminals: Solderable per MIL-STD-750, Method 2026
- Approx. Weight: 0.0002 ounces, 0.005 grams

SOD-323HE



Maximum Ratings (T_A = 25 °C unless otherwise noted)

PARAMETER	SYMBOL	SBA220CH	SBA230CH	SBA240CH	UNIT
Maximum repetitive peak reverse voltage	V _{RRM}	20	30	40	V
Maximum rms voltage	V _{RMS}	14	21	28	V
Maximum dc blocking voltage	V _R	20	30	40	V
Maximum average forward rectified current	I _{F(AV)}	2			A
Peak forward surge current: 8.3ms single half sine-wave Superimposed on rated load	I _{FSM}	20			A
Typical thermal resistance	R _{θJC} (1)	50			°C/W
	R _{θJA} (2)	300			
Operating junction temperature range	T _J	-55 to +150			°C
Storage temperature range	T _{STG}	-55 to +150			°C

Electrical Characteristics

PARAMETER	SYMBOL	TEST CONDITION	SBA220CH		SBA230CH		SBA240CH		UNIT											
			TYP.	MAX.	TYP.	MAX.	TYP.	MAX.												
Forward voltage	V _F	I _F = 10mA	0.21	-	0.21	-	0.22	-	V											
		I _F = 0.5A								T _J = 25 °C	0.33	-	0.34	-	0.37	-				
		I _F = 2A															0.46	0.49	0.53	
		I _F = 10mA	T _J = 125 °C	0.09	-	0.09	-	0.1		-										
I _F = 0.5A	0.24	-		0.26	-	0.27	-													
Reverse current	I _R (3)	V _R = 10V	14	-	9	-	7.4	-	μA											
		V _R = 20V								T _J = 25 °C	-	100	25	-	9.6	-				
		V _R = 30V															-	100	16	-
		V _R = 40V															-	-	-	100
		V _R = 20V	T _J = 125 °C	6.1	-	3.7	-	2.3		-	mA									
		V _R = 30V		-	-	9.6	-	3.5		-										
		V _R = 40V		-	-	-	-	5.6		-										

- Note : 1. Mounted on a FR4 PCB, single-sided copper, with 100cm² copper pad area.
 2. Mounted on a FR4 PCB, single-sided copper, mini pad.
 3. Short duration pulse test used to minimize self-heating effect.



SBA220CH / SBA230CH / SBA240CH

TYPICAL CHARACTERISTIC CURVES

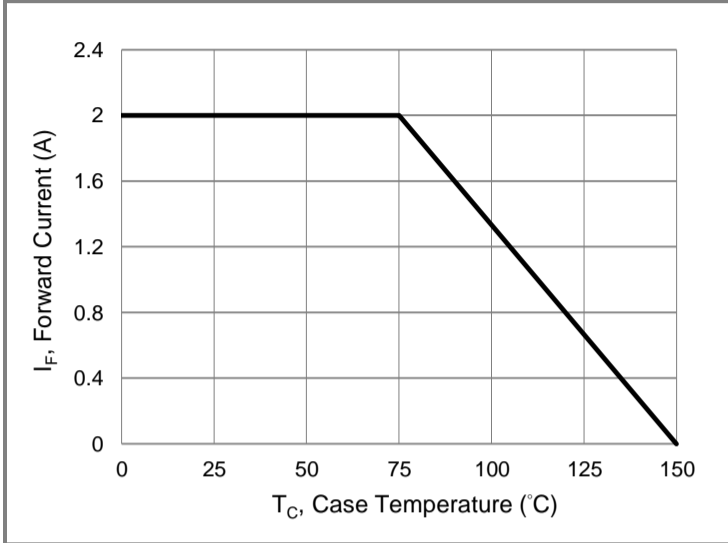


Fig.1 Forward Current Derating Curve

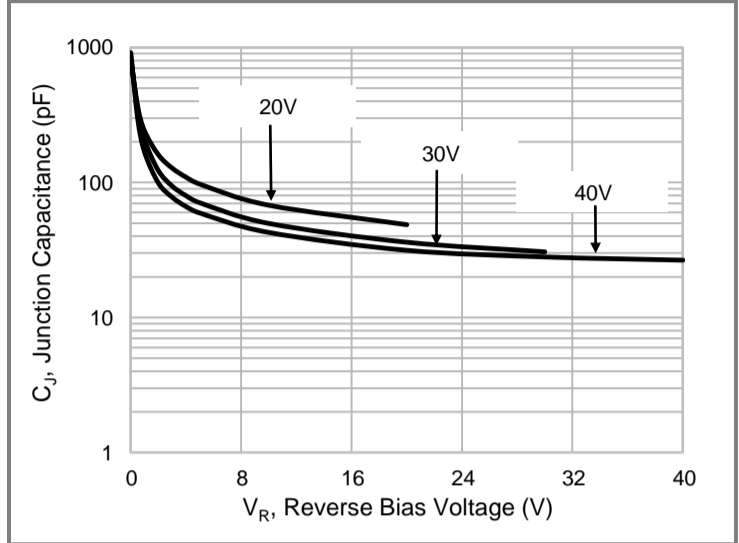


Fig. 2 Typical Junction Capacitance

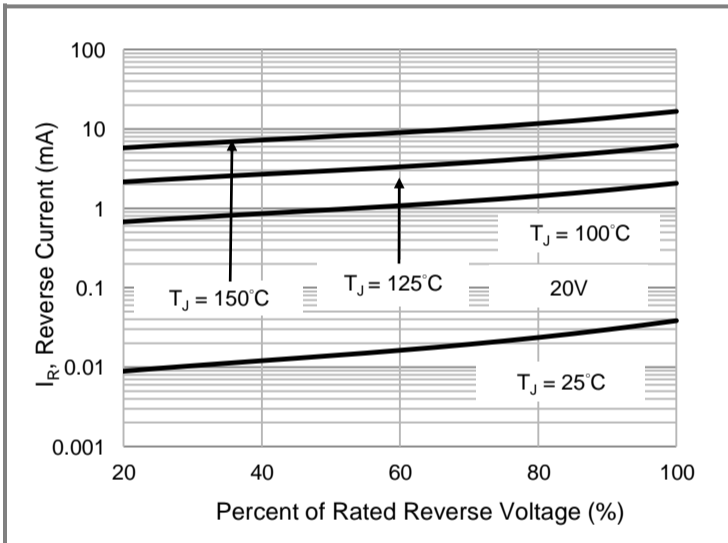


Fig.3 Typical Reverse Characteristics

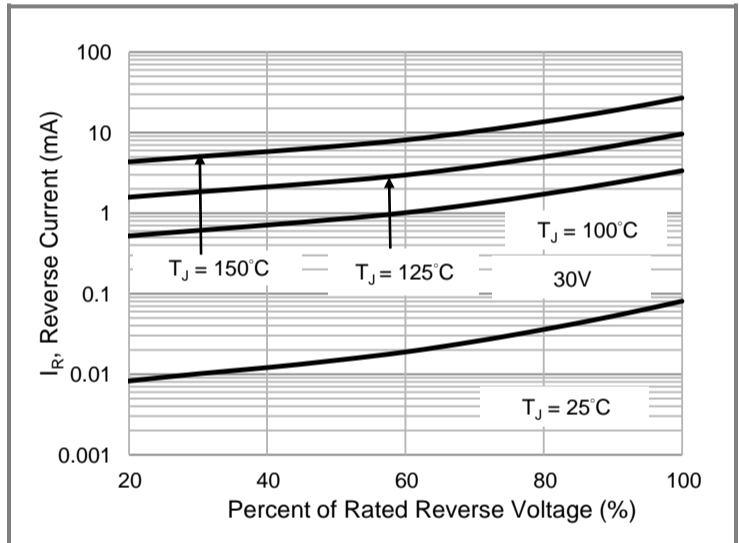


Fig.4 Typical Reverse Characteristics

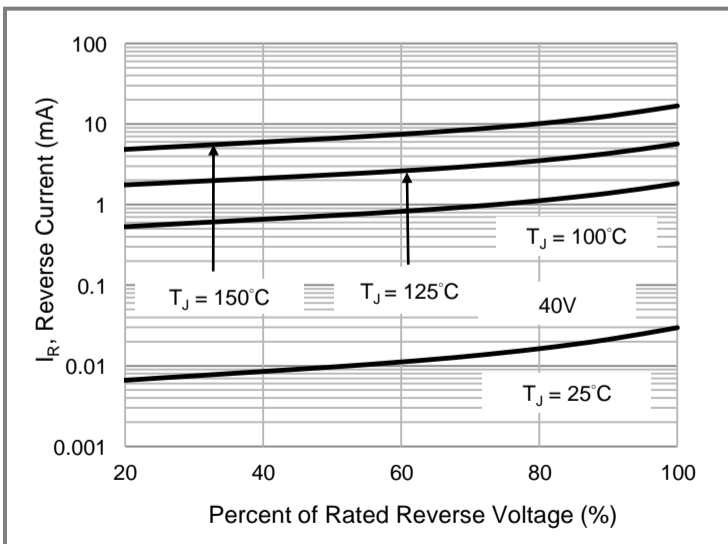


Fig.5 Typical Reverse Characteristics

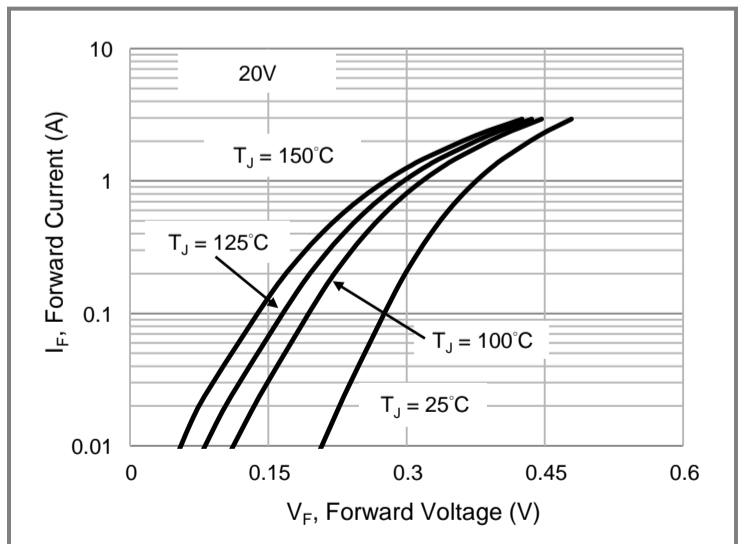


Fig.6 Typical Forward Characteristics



SBA220CH / SBA230CH / SBA240CH

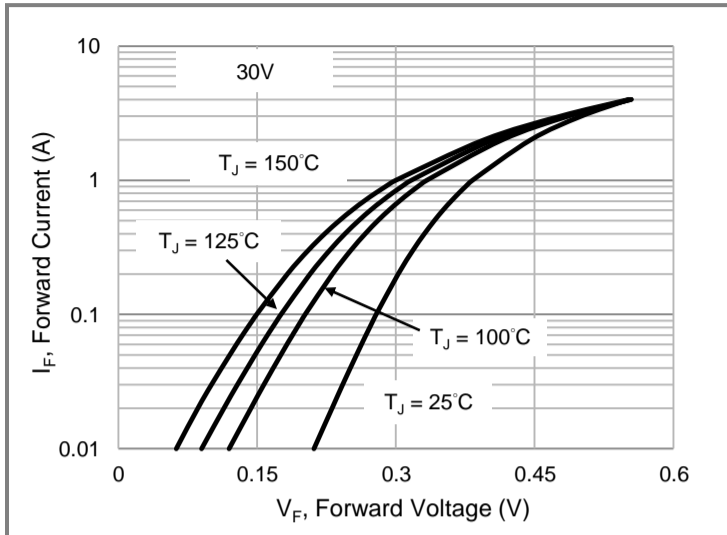


Fig.7 Typical Forward Characteristics

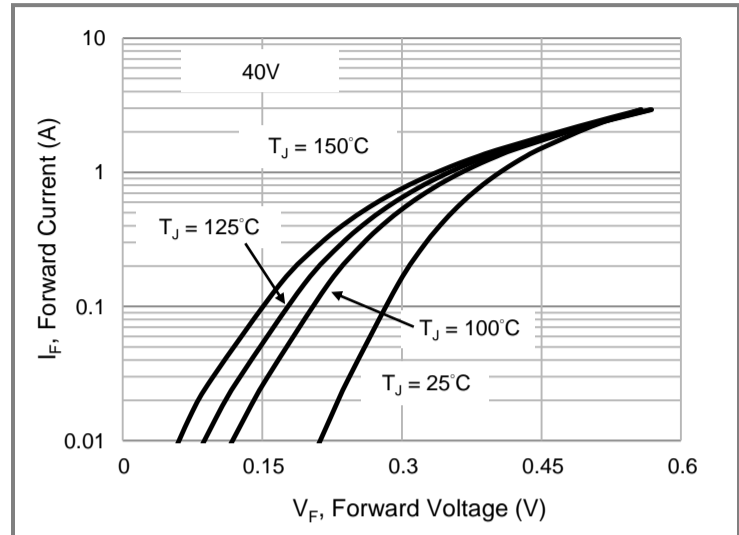


Fig.8 Typical Forward Characteristics

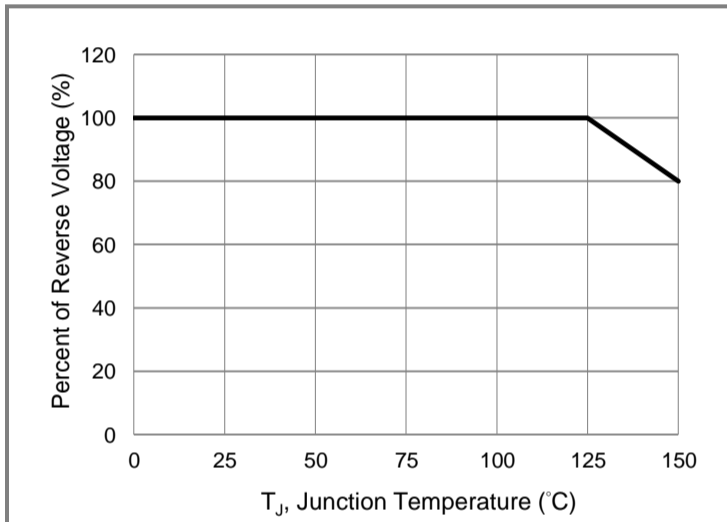


Fig.9 Operating Temperature Derating Curve

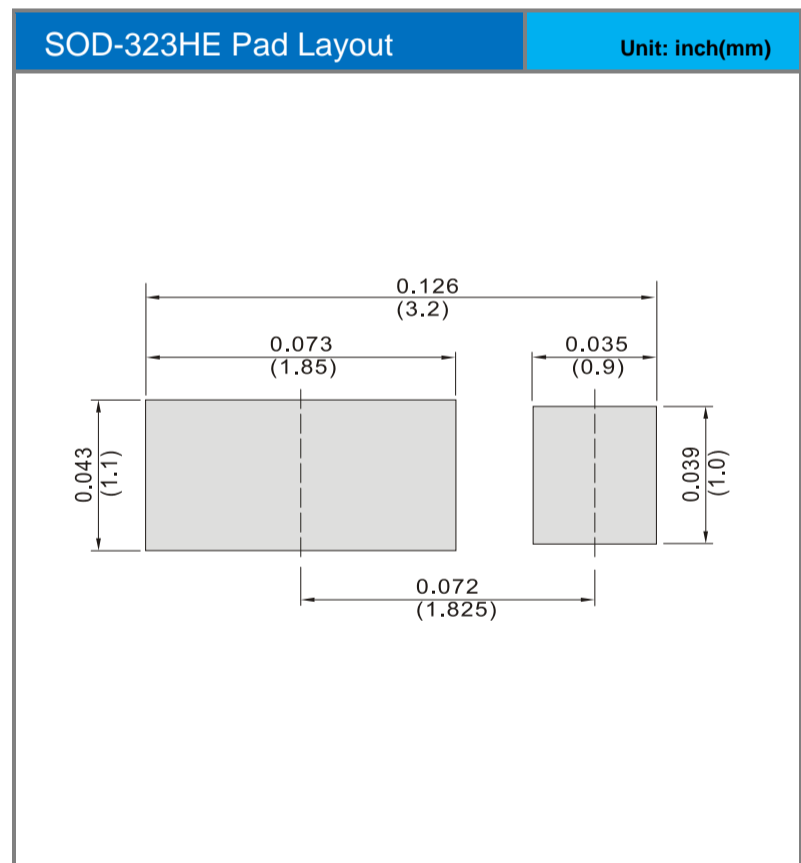
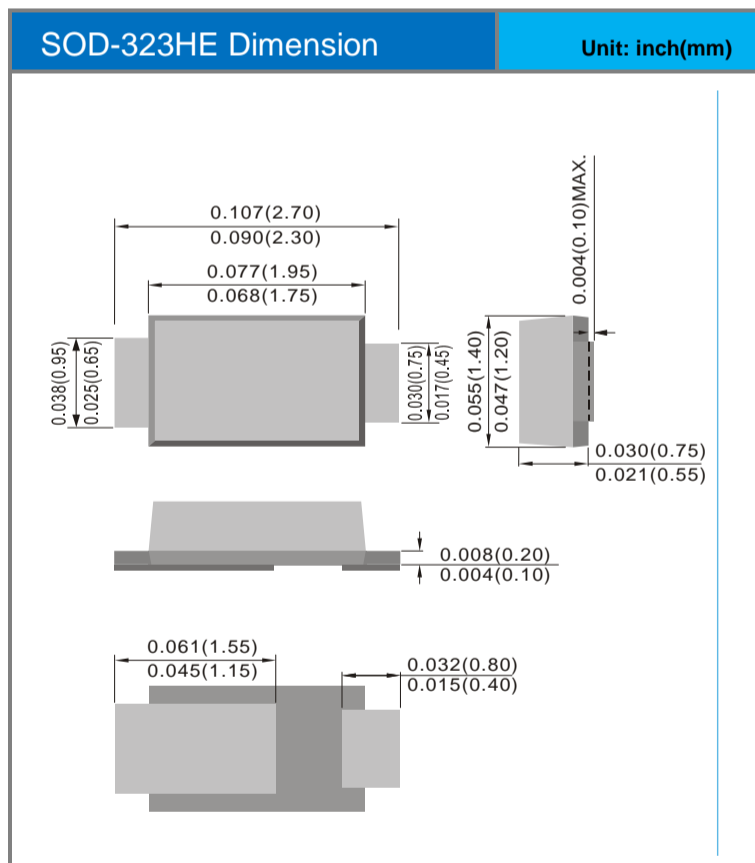


SBA220CH / SBA230CH / SBA240CH

Part No. Packing Code Version

Part No. Packing Code	Package Type	Packing Type	Marking	Version
SBA220CH_R1_00001	SOD-323HE	5K pcs / 7" reel	E7	Halogen free
SBA230CH_R1_00001	SOD-323HE	5K pcs / 7" reel	F7	Halogen free
SBA240CH_R1_00001	SOD-323HE	5K pcs / 7" reel	H7	Halogen free

Packaging Information & Mounting Pad Layout






SBA220CH / SBA230CH / SBA240CH

Disclaimer

- Reproducing and modifying information of the document is prohibited without permission from Panjit International Inc..
- Panjit International Inc. reserves the rights to make changes of the content herein the document anytime without notification. Please refer to our website for the latest document.
- Panjit International Inc. disclaims any and all liability arising out of the application or use of any product including damages incidentally and consequentially occurred.
- Panjit International Inc. does not assume any and all implied warranties, including warranties of fitness for particular purpose, non-infringement and merchantability.
- Applications shown on the herein document are examples of standard use and operation. Customers are responsible in comprehending the suitable use in particular applications. Panjit International Inc. makes no representation or warranty that such applications will be suitable for the specified use without further testing or modification.
- The products shown herein are not designed and authorized for equipments requiring high level of reliability or relating to human life and for any applications concerning life-saving or life-sustaining, such as medical instruments, transportation equipment, aerospace machinery et cetera. Customers using or selling these products for use in such applications do so at their own risk and agree to fully indemnify Panjit International Inc. for any damages resulting from such improper use or sale.
- Since Panjit uses lot number as the tracking base, please provide the lot number for tracking when complaining.

Looking for pricing, stock, or lifecycle information?

Click below to explore more details on WIN SOURCE:

 [View SBA230CH_R1_00001 on WIN SOURCE](#)

 [Panjit Information](#)

Optimize Your Supply Chain with WIN SOURCE Solutions

-  Global Sourcing Solution
-  Obsolete Management
-  Cost Control Management
-  Shortage Management
-  Alternative Solution
-  Excess Inventory Management