




**THE DATASHEET OF
ECL155-125E**



E-Rated Medium Voltage Fuses: For Transformer and Feeder Protection 15.5 kV

ECL155 CL-14



CATALOG SYMBOL: ECL155

E-RATED MEDIUM VOLTAGE FUSES:

Meets E requirements per ANSI C37.46

Meets General Purpose requirements per ANSI C37.40

FOR TRANSFORMER AND FEEDER PROTECTION

VOLTAGE RATING: 15.5 KV

INTERRUPTING RATING: See table.

CURRENT LIMITING

CONSTRUCTION:

- Silver element in a double concentric helical configuration
- Silica filler
- Silver plated copper terminals and endcaps
- Filament wound, glass epoxy fuse tube

FEATURES:

- **General Purpose Fuses.** Bussmann's medium voltage fuses provide general purpose protection and are capable of interrupting fault currents up to 50,000A RMS sym.
- **Clip-Lock Double Barrel Fuse Design.**
- **Indoor and Outdoor Usage.** The filament wound, glass epoxy fuse tube provides UV and moisture protection for the fuse. This makes Bussmann's medium voltage fuses suitable for both indoor and outdoor applications.
- **Open Fuse Indication.** Indicator travel distance is 16mm.
- **Operating Frequency:** 50/60 Hz
- **Dimensional Data:**
ECL155 series , see page 2.
- **Performance Curves.** see pages 3-4.

Electrical Characteristics

Bussmann Number	Ampere Rating	Voltage	IR Max Sym.	# of Barrels	Figure #	Style
ECL155-10E	10E	15.5kV	63KA	1	1	Clip-Lock
ECL155-15E	15E	15.5kV	63KA	1	1	Clip-Lock
ECL155-20E	20E	15.5kV	63KA	1	1	Clip-Lock
ECL155-25E	25E	15.5kV	63KA	1	1	Clip-Lock
ECL155-30E	30E	15.5kV	63KA	1	1	Clip-Lock
ECL155-40E	40E	15.5kV	63KA	1	1	Clip-Lock
ECL155-50E	50E	15.5kV	63KA	1	1	Clip-Lock
ECL155-65E	65E	15.5kV	63KA	1	2	Clip-Lock
ECL155-80E	80E	15.5kV	63KA	1	2	Clip-Lock
ECL155-100E	100E	15.5kV	63KA	1	2	Clip-Lock
ECL155-125E	125E	15.5kV	63KA	1	2	Clip-Lock
ECL155-150E	150E	15.5kV	63KA	2	3	Clip-Lock
ECL155-200E	200E	15.5kV	63KA	2	3	Clip-Lock
ECL155-250E	250E	15.5kV	50kA	2	3	Clip-Lock
ECL155-300E	300E	15.5kV	50kA	2	3	Clip-Lock

Part Number Construction

	Catalog Symbol	Voltage Rating	Ampere Rating
Example	ECL	155	300E
		155 = 15.5 kV	

Catalog Number Cross Reference

Bussmann	Ferraz-Shawmut New Catalog #	Ferraz-Shawmut Old Catalog #
ECL155-10E	A155C1D0R0-10E	225-007-967
ECL155-15E	A155C1D0R0-15E	225-007-968
ECL155-20E	A155C1D0R0-20E	225-007-969
ECL155-25E	A155C1D0R0-25E	225-007-970
ECL155-30E	A155C1D0R0-30E	225-007-971
ECL155-40E	A155C1D0R0-40E	225-007-972
ECL155-50E	A155C1D0R0-50E	225-007-973
ECL155-65E	A155C1D0R0-65E	225-007-974
ECL155-80E	A155C1D0R0-80E	225-007-975
ECL155-100E	A155C1D0R0-100E	225-007-976
ECL155-125E	A155C2D0R0-125E	225-007-977
ECL155-150E	A155C3D0R0-150E	225-007-978
ECL155-200E	A155C3D0R0-200E	225-007-979
ECL155-250E	A155C3D0R0-250E	225-007-980
ECL155-300E	A155C3D0R0-300E	225-007-981

Current-limiting medium voltage fuses are classified into three categories:

Full Range - defined by ANSI as “a fuse capable of interrupting all currents from the maximum rated interrupting current down to the minimum continuous current that causes melting of the fusible element(s), when the fuse is applied at the maximum ambient temperature specified by the manufacturer.” It is able to interrupt any normal 60 cycle current that will melt its element.

General Purpose - defined by ANSI C37.40 as “a fuse capable of interrupting all currents from the maximum rated interrupting current down to the current that causes melting of the fusible element in one hour.” Not all currents fall within this range. It is possible to receive an overcurrent lower than the value given by the one hour criterion.

Back-up - defined by ANSI C37.40 as “a fuse capable of interrupting all currents from the maximum rated interrupting current down to the rated minimum interrupting current.” The minimum rated interrupting current is the lowest current that the fuse will be able to clear properly. This creates a need to place a low current interrupting device in series with the back-up rated fuse.

E-Rated Medium Voltage Fuses: For Transformer and Feeder Protection

15.5 kV - ECL155 Series

ECL155 CL-14

Figure 1

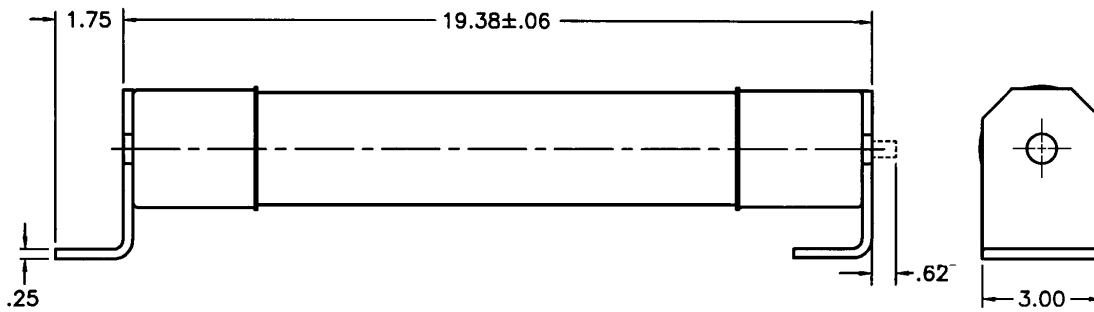


Figure 2

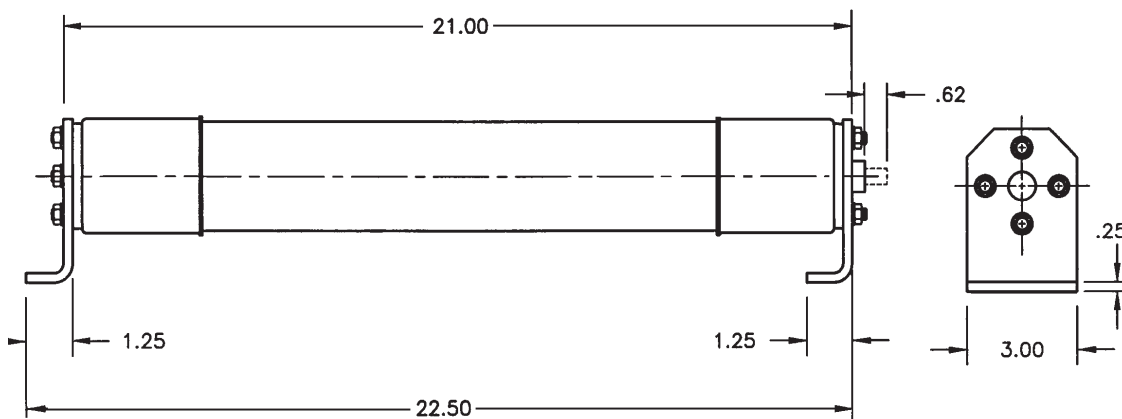
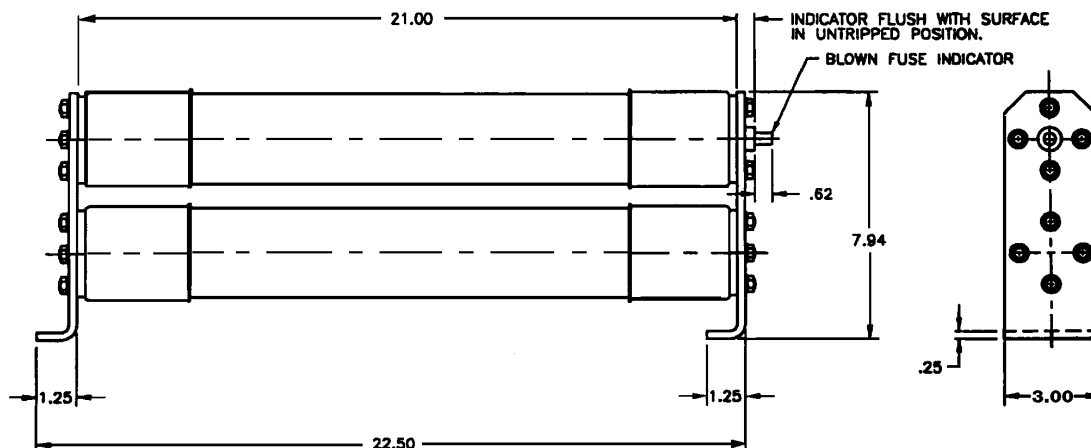


Figure 3

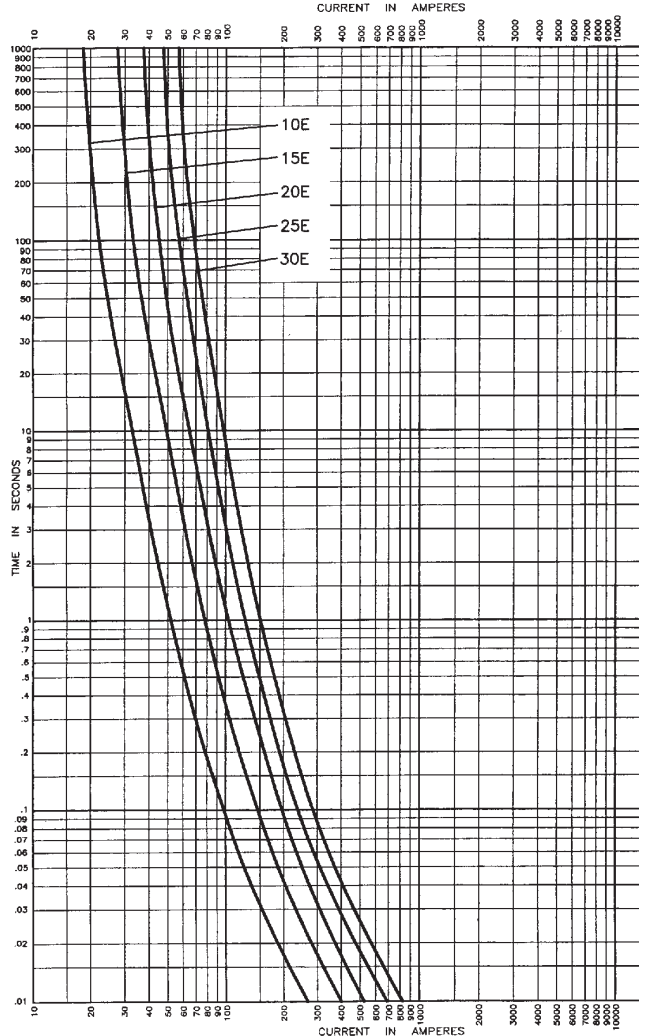


E-Rated Medium Voltage Fuses: For Transformer and Feeder Protection

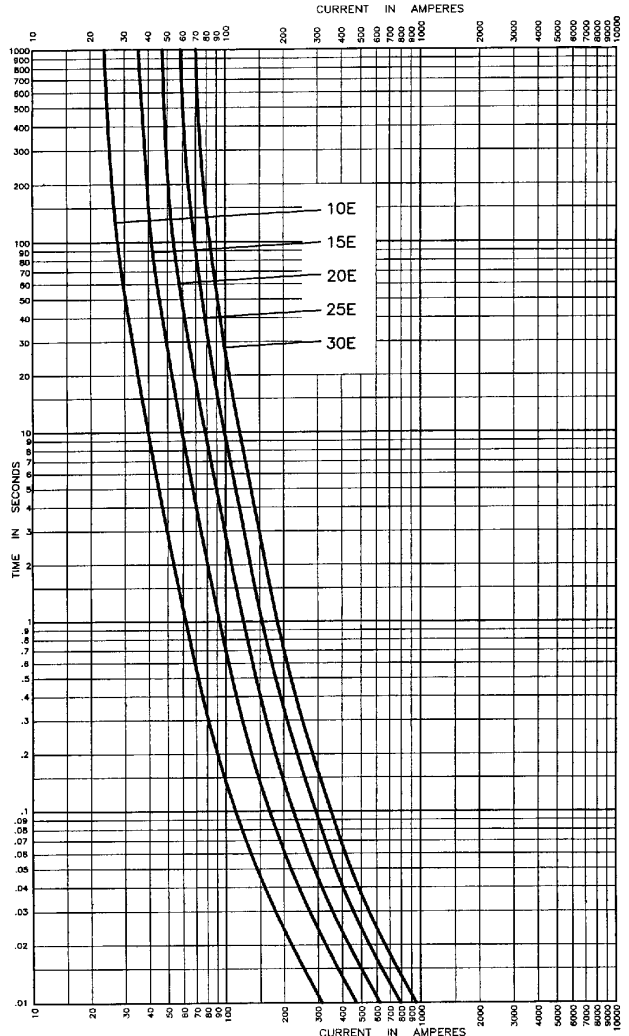
15.5 kV - Time-Current & Peak Let-Through Data

ECL155 CL-14

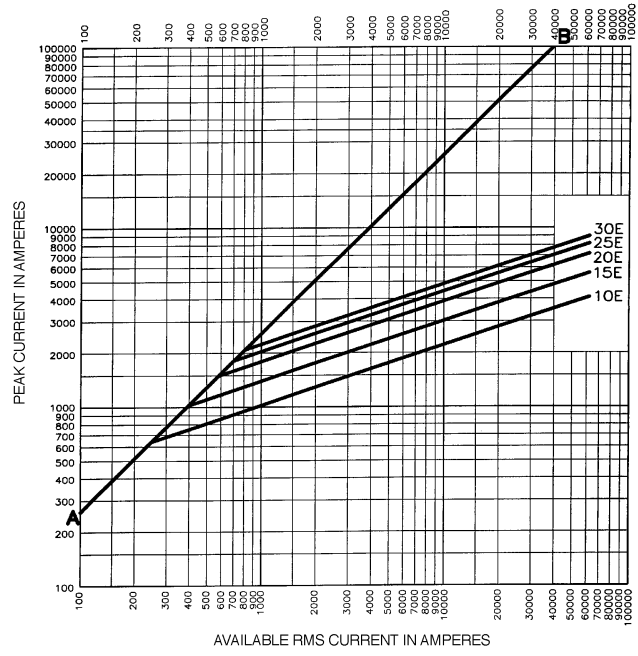
Time-Current Characteristics - Minimum Melt



Time-Current Characteristics - Total Clear



Max. Peak Let-Through Current Curves

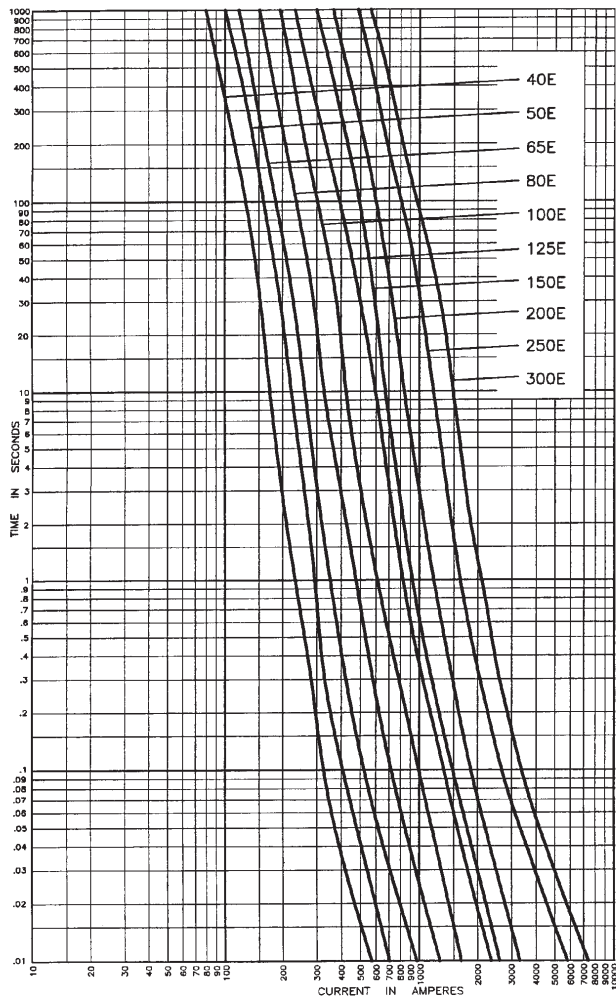


E-Rated Medium Voltage Fuses: For Transformer and Feeder Protection

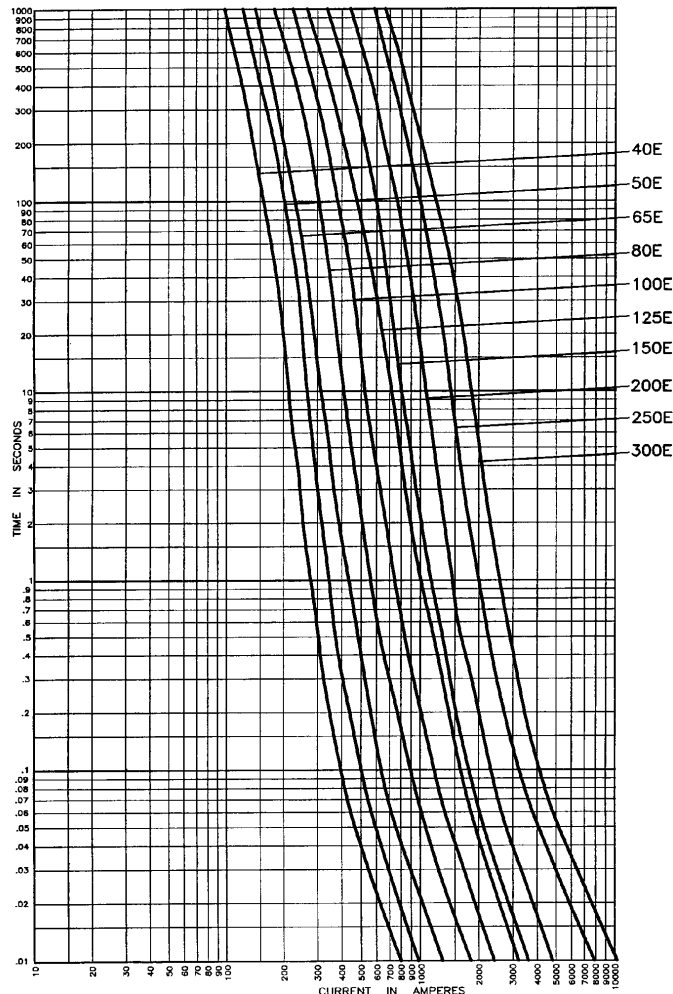
15.5 kV - Time-Current & Peak Let-Through Data

ECL155 CL-14

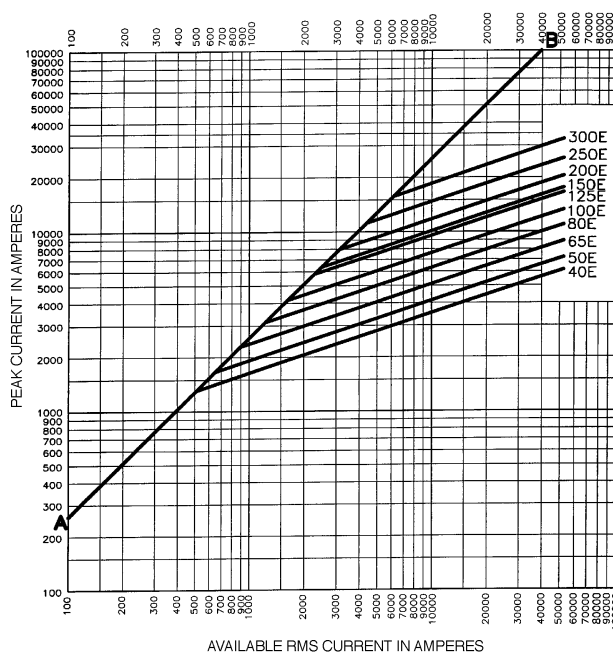
Time-Current Characteristics - Minimum Melt



Time-Current Characteristics - Total Clear



Max. Peak Let-Through
Current Curves



Looking for pricing, stock, or lifecycle information?

Click below to explore more details on WIN SOURCE:

 [View ECL155-125E on WIN SOURCE](#)

 [Eaton Bussmann Information](#)

Optimize Your Supply Chain with WIN SOURCE Solutions

-  Global Sourcing Solution
-  Obsolete Management
-  Cost Control Management
-  Shortage Management
-  Alternative Solution
-  Excess Inventory Management