




## Filter Inductors, High Current, Axial Leaded



### FEATURES

- Printed circuit mounting (axial leads)
- Pre-tinned leads
- Low cost construction
- Protected by polyolefin tubing - flame retardant UL type VW-1 per MIL-I-23053/8, class 3 requirements
- Material categorization: For definitions of compliance please see [www.vishay.com/doc?99912](http://www.vishay.com/doc?99912)


**RoHS**  
COMPLIANT

### ELECTRICAL SPECIFICATIONS

**Inductance:** Measured at 1.0 V with zero DC current

**Current Rating:** Maximum continuous operating current (DC or RMS) based on 50 °C temperature rise

**Dielectric Rating:** 2500 V<sub>RMS</sub>, 60 Hz, applied for one minute between winding and outer circumference to within 0.250" [6.35 mm] of the insulation sleeve edge

**Operating Temperature:** - 55 °C to + 125 °C (no load), - 55 °C to + 75 °C (at full rated current)

### APPLICATIONS

Noise filtering for switching regulators, power amplifiers, power supplies, and SCR and triac control circuits

### MECHANICAL SPECIFICATIONS

**Winding:** Layered solenoid type

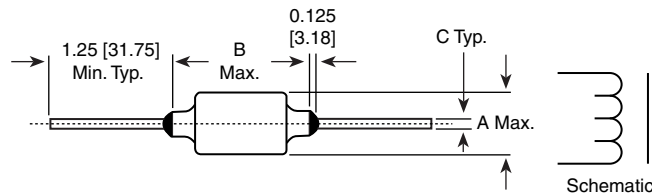
**Wire:** Solid soft copper

**Terminals:** Tinned copper leads

**Encapsulant:** Polyolefin tubing

**Core Material:** Ferrite

### DIMENSIONS in inches [millimeters]



MODEL	A (MAX.)	B (MAX.)	C ± 0.002 [0.050]
IHA-101	0.475 [12.07]	0.800 [20.32]	0.032 [0.813]
IHA-102	0.475 [12.07]	0.800 [20.32]	0.032 [0.813]
IHA-103	0.475 [12.07]	1.050 [26.67]	0.032 [0.813]
IHA-104	0.550 [13.97]	1.050 [26.67]	0.032 [0.813]
IHA-105	0.550 [13.97]	1.175 [29.85]	0.032 [0.813]
IHA-201	0.500 [12.70]	0.800 [20.32]	0.032 [0.813]
IHA-202	0.500 [12.70]	0.800 [20.32]	0.032 [0.813]
IHA-203	0.500 [12.70]	0.920 [23.37]	0.032 [0.813]
IHA-204	0.600 [15.24]	0.920 [23.37]	0.032 [0.813]
IHA-205	0.750 [19.05]	1.050 [26.67]	0.032 [0.813]
IHA-301	0.475 [12.07]	0.800 [20.32]	0.032 [0.813]
IHA-302	0.475 [12.07]	0.920 [23.37]	0.032 [0.813]
IHA-303	0.550 [13.97]	0.800 [20.32]	0.032 [0.813]
IHA-304	0.550 [13.97]	0.920 [23.37]	0.032 [0.813]
IHA-305	0.550 [13.97]	1.175 [29.85]	0.032 [0.813]
IHA-501	0.475 [12.07]	1.050 [26.67]	0.040 [1.02]
IHA-502	0.475 [12.07]	1.050 [26.67]	0.040 [1.02]
IHA-503	0.700 [17.78]	1.050 [26.67]	0.040 [1.02]
IHA-504	0.700 [17.78]	1.050 [26.67]	0.040 [1.02]
IHA-505	0.700 [17.78]	1.300 [33.02]	0.040 [1.02]

### STANDARD ELECTRICAL SPECIFICATIONS

MODEL	IND. AT 1 kHz (μH)	TOL. (%)	DCR MAX. (Ω)	RATED DC CURRENT (mA)
IHA-101	50	± 10 %	0.120	2500
IHA-102	100	± 10 %	0.160	2100
IHA-103	250	± 10 %	0.280	1800
IHA-104	500	± 10 %	0.420	1600
IHA-105	1000	± 10 %	0.600	1400



**STANDARD ELECTRICAL SPECIFICATIONS**

MODEL	IND. AT 1 kHz (μH)	TOL. (%)	DCR MAX. (Ω)	RATED DC CURRENT (mA)
IHA-201	27	± 10 %	0.060	3700
IHA-202	50	± 10 %	0.085	3100
IHA-203	100	± 10 %	0.120	2700
IHA-204	250	± 10 %	0.200	2400
IHA-205	500	± 10 %	0.320	2300
IHA-301	5	± 10 %	0.015	6800
IHA-302	10	± 10 %	0.021	6100
IHA-303	27	± 10 %	0.040	4800
IHA-304	50	± 10 %	0.050	4300
IHA-305	100	± 10 %	0.070	4200
IHA-501	5	± 10 %	0.010	9300
IHA-502	10	± 10 %	0.015	8300
IHA-503	27	± 10 %	0.030	6500
IHA-504	50	± 10 %	0.040	6100
IHA-505	100	± 10 %	0.060	5900

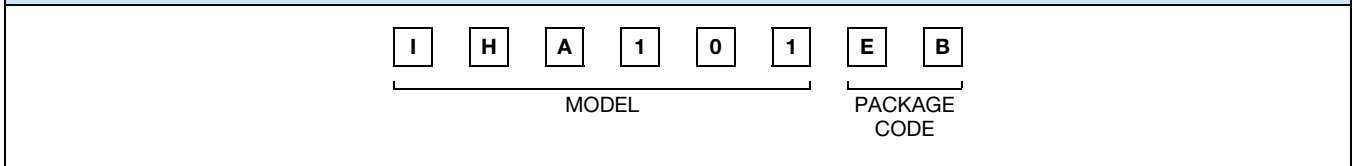
**MARKING**

- Vishay Dale
- Model
- Date code

**ORDERING INFORMATION**

IHA-101	50 μH	± 10 %	EB	e2
MODEL	INDUCTANCE VALUE	INDUCTANCE TOLERANCE	PACKAGE CODE	JEDEC LEAD (Pb)-FREE STANDARD

**GLOBAL PART NUMBER**





## Disclaimer

ALL PRODUCT, PRODUCT SPECIFICATIONS AND DATA ARE SUBJECT TO CHANGE WITHOUT NOTICE TO IMPROVE RELIABILITY, FUNCTION OR DESIGN OR OTHERWISE.

Vishay Intertechnology, Inc., its affiliates, agents, and employees, and all persons acting on its or their behalf (collectively, "Vishay"), disclaim any and all liability for any errors, inaccuracies or incompleteness contained in any datasheet or in any other disclosure relating to any product.

Vishay makes no warranty, representation or guarantee regarding the suitability of the products for any particular purpose or the continuing production of any product. To the maximum extent permitted by applicable law, Vishay disclaims (i) any and all liability arising out of the application or use of any product, (ii) any and all liability, including without limitation special, consequential or incidental damages, and (iii) any and all implied warranties, including warranties of fitness for particular purpose, non-infringement and merchantability.

Statements regarding the suitability of products for certain types of applications are based on Vishay's knowledge of typical requirements that are often placed on Vishay products in generic applications. Such statements are not binding statements about the suitability of products for a particular application. It is the customer's responsibility to validate that a particular product with the properties described in the product specification is suitable for use in a particular application. Parameters provided in datasheets and / or specifications may vary in different applications and performance may vary over time. All operating parameters, including typical parameters, must be validated for each customer application by the customer's technical experts. Product specifications do not expand or otherwise modify Vishay's terms and conditions of purchase, including but not limited to the warranty expressed therein.

Hyperlinks included in this datasheet may direct users to third-party websites. These links are provided as a convenience and for informational purposes only. Inclusion of these hyperlinks does not constitute an endorsement or an approval by Vishay of any of the products, services or opinions of the corporation, organization or individual associated with the third-party website. Vishay disclaims any and all liability and bears no responsibility for the accuracy, legality or content of the third-party website or for that of subsequent links.

Vishay products are not designed for use in life-saving or life-sustaining applications or any application in which the failure of the Vishay product could result in personal injury or death unless specifically qualified in writing by Vishay. Customers using or selling Vishay products not expressly indicated for use in such applications do so at their own risk. Please contact authorized Vishay personnel to obtain written terms and conditions regarding products designed for such applications.

No license, express or implied, by estoppel or otherwise, to any intellectual property rights is granted by this document or by any conduct of Vishay. Product names and markings noted herein may be trademarks of their respective owners.

## Looking for pricing, stock, or lifecycle information?

Click below to explore more details on WIN SOURCE:

 [View IHA104EB on WIN SOURCE](#)

 [Vishay Information](#)

## Optimize Your Supply Chain with WIN SOURCE Solutions

-  Global Sourcing Solution
-  Obsolete Management
-  Cost Control Management
-  Shortage Management
-  Alternative Solution
-  Excess Inventory Management