




**THE DATASHEET OF  
CL-194S-WS-SD-T**



# CL-194S Series

Mono-Color Upward-Lighting Type **CL-194S Series**



● 小型・薄型の白色LEDです。

● Compact and thin white LED

## ●絶対最大定格 Absolute Maximum Rating※1

(Ta 25°C)

Product code	Pd (mW)	IF (mA)	IFP※2 (mA)	VR (V)	Top (°C)	Tst (°C)
CL-194S-WS	76	20	50	5	-25~+80	-30~+85

※1 1素子当たりの値です。The values are based on 1-die performance.

※2 IFPの条件はduty1/10、パルス巾30msecです。Conditions for IFP are pulse of 1/10 duty and 30msec width.

## ●電氣的光学的特性 Electro-optical Characteristics

(Ta 25°C)

Parameter	Symbol	Conditions	MIN	TYP	MAX	Unit
順電圧 Forward Voltage※1	VF	IF=5mA	—	2.9	3.15	V
逆電流 Reverse Current※1	IR	VR=5V	—	—	2	μA
光度 Luminous Intensity※2	Iv	IF=5mA	140	260	—	mcd
色度座標 Chromaticity coordinates※3	x, y	IF=5mA	x(±0.02)		y(±0.02)	
			a	0.280	0.236	
			b	0.280	0.301	
			c	0.340	0.386	
			d	0.340	0.321	

※1 1素子当たりの値です。The values are based on 1-die performance.

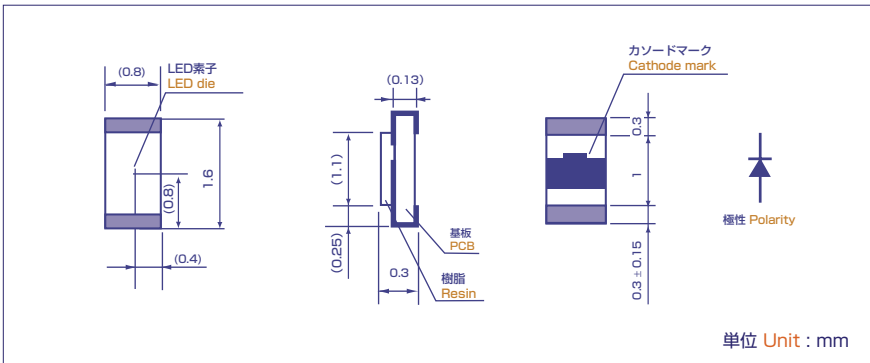
※2 NIST規格に準拠、各素子同時点灯の値です。

Compliant with NIST. The values are based on the condition that each die lights simultaneously.

※3 色度座標は、a, b, c, dに囲まれた範囲です。

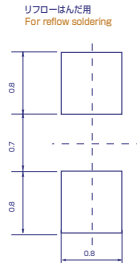
Chromaticity coordinates are surrounded by points a, b, c, and d.

## ●外形寸法図 Outline drawing

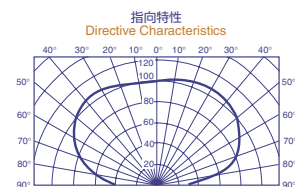
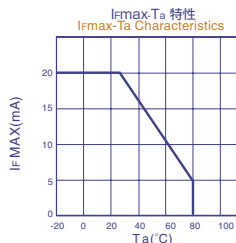
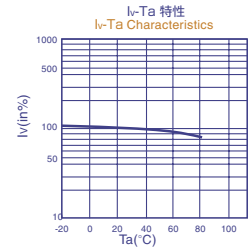
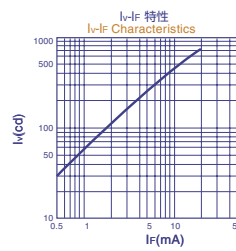
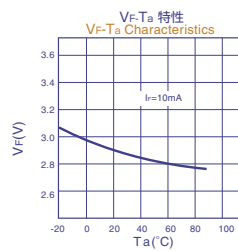
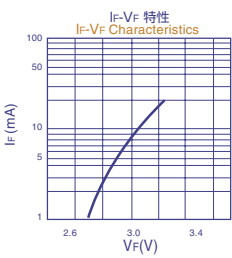


### 推奨はんだ付けパターン

The following soldering patterns are recommended for reflow-soldering:





## ■ 諸特性 Characteristics



## Looking for pricing, stock, or lifecycle information?

Click below to explore more details on WIN SOURCE:

-  [View CL-194S-WS-SD-T on WIN SOURCE](#)
-  [Citizen Information](#)

## Optimize Your Supply Chain with WIN SOURCE Solutions

-  Global Sourcing Solution
-  Obsolete Management
-  Cost Control Management
-  Shortage Management
-  Alternative Solution
-  Excess Inventory Management