



**THE DATASHEET OF  
ZX60-V62+**





ULTRA FLAT GAIN

# Wideband Amplifier

## ZX60-V62+

50Ω 0.05 to 6 GHz SMA Female

### THE BIG DEAL

- Ultra Flat Gain
- Broadband High Dynamic Range
- Wideband, 0.05 to 6 GHz
- Protected by US patent 6,790,049

### APPLICATIONS

- Base station infrastructure
- Portable wireless
- CATV & DBS
- MMDS & Wireless LAN
- LTE
- SATCOM
- Radar



Generic photo used for illustration purposes only

Model No.	ZX60-V62+
Case Style	GC957
Connectors	SMA Female

**+RoHS Compliant**  
 The +Suffix identifies RoHS Compliance.  
 See our website for methodologies and qualifications

### PRODUCT OVERVIEW

The ZX60-V62+ (RoHS compliant) uses Mini-Circuits' HBT technology to offer ultra flat gain over a broad frequency range and high IP3. Housed in a rugged, cost effective unibody chassis, this amplifier supports a wide variety of applications requiring moderate power output, low distortion and 50 ohm matched input/output ports.

### KEY FEATURES

Feature	Advantages
Ultra Flat Gain	±1.1 dB over 50 to 6000 MHz; ±0.1 dB over 700 to 2700 MHz; ±0.2 dB over 500 to 4500 MHz supports a variety of multi band applications
Broadband: 0.05 to 6 GHz	Broadband covering primary wireless communications bands: Cellular, PCS, LTE, WiMAX, UHF, VHF, L band, Satcom, radar, etc.
High IP3 vs. DC power consumption 39 dBm typical at 0.05 GHz 36 dBm typical at 0.8 GHz	This model matches good IP3 performance relative to power consumption. The HBT structure provides good linearity over a broad frequency range as shown in the IP3 being typically 20 dB above the P1dB point to 0.8 GHz. This feature makes this amplifier ideal for use in: <ul style="list-style-type: none"> <li>• driver amplifiers for complex waveform upconverter paths</li> <li>• drivers in linearized transmit systems</li> </ul>
Unconditionally Stable	No risk of damage to other components from impedance mismatch or internal oscillation
Very Small Size, 0.75" x 0.75"	The unique unibody construction enables the ZX60-V62+ to be used in compact designs.



ULTRA FLAT GAIN

# Wideband Amplifier

## ZX60-V62+



50Ω 0.05 to 6 GHz SMA Female

### ELECTRICAL SPECIFICATIONS AT 25°C AND +5.0V, UNLESS NOTED OTHERWISE

Parameter	Condition (GHz)	Min.	Typ.	Max.	Units
Frequency Range		0.05		6	GHz
Gain	0.05	14.8	16.6	18.2	dB
	0.8	13.9	15.5	17.2	
	2.0		15.4		
	3.0		15.5		
	4.0	13.5	15.6	17.0	
	6.0		14.4		
Gain Flatness	0.05 - 4		±0.7		dB
	0.7 - 2.6		±0.2		
Input Return Loss	0.05	11.0	15.4		dB
	0.8		14.7		
	2.0		20.1		
	3.0		26.6		
	4.0		20.7		
	6.0	18.6			
Output Return Loss	0.05	12.0	13.8		dB
	0.8		15.3		
	2.0		11.0		
	3.0		10.5		
	4.0		12.0		
	6.0	8.5			
Output IP3	0.05	31.5	39.1		dBm
	0.8		36.2		
	2.0		33.4		
	3.0		30.4		
	4.0		27.6		
	6.0	22.5			
Output Power @ 1 dB compression	0.05	17.5	19.7		dBm
	0.8	17.5	19.5		
	2.0	17.2	19.0		
	3.0		17.9		
	4.0		15.8		
	6.0		11.6		
Noise Figure	0.05		5.0	6.2	dB
	0.8		5.0	6.6	
	2.0		5.1		
	3.0		5.1		
	4.0		5.1		
	6.0	5.4			
Active Directivity (Isolation-Gain)	0.05 - 6		6.0		dB
DC Supply Voltage		4.8	5.0	5.2	V
Supply Current		72	82	92	mA





ULTRA FLAT GAIN

# Wideband Amplifier

## ZX60-V62+

Mini-Circuits

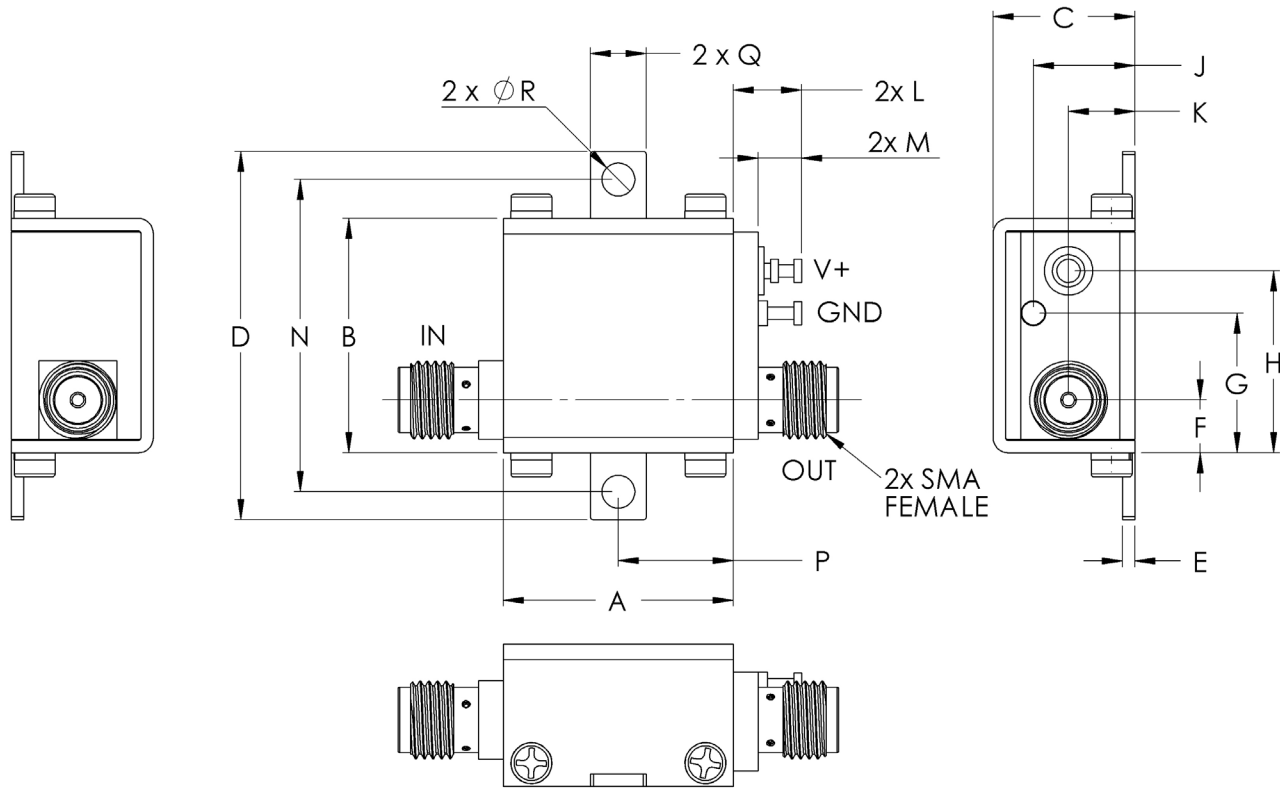
50Ω 0.05 to 6 GHz SMA Female

### ABSOLUTE MAXIMUM RATINGS

Parameter	Rated
Operating Temperature	-40°C to 85°C Case
Storage Temperature	-55°C to 100°C
DC Voltage	+6V
Input RF Power (no damage) Vd=4V	+24 dBm
Power Consumption	0.725W

Permanent damage may occur if any of these limits are exceeded.

### OUTLINE DRAWING



**⚠** NOTE: When soldering the DC connections, caution must be used to avoid overheating the DC terminal. See Application Note. [AN-40-010](#).

### OUTLINE DIMENSIONS (Inches/mm)

A	B	C	D	E	F	G	H	J	K	L	M	N	P	Q	R	wt
.74	.75	.46	1.18	.04	.17	.45	.59	.33	.21	.22	.14	1.00	.37	.18	.106	grams
18.80	19.1	11.68	30.0	1.02	4.32	11.4	14.99	8.38	5.33	5.59	3.56	25.40	9.40	4.57	2.69	23.0





ULTRA FLAT GAIN

# Wideband Amplifier

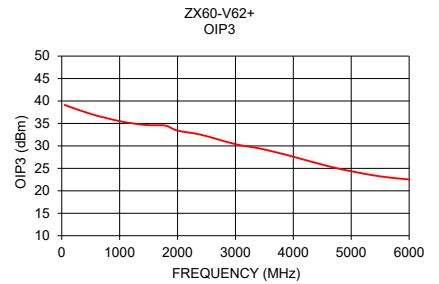
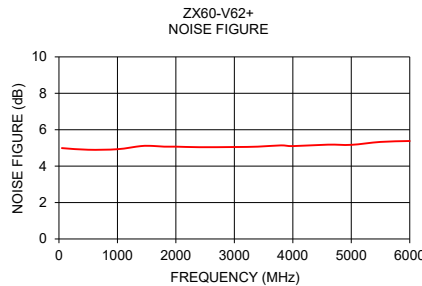
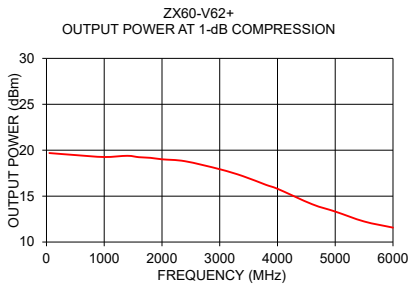
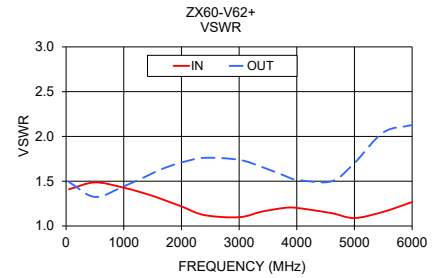
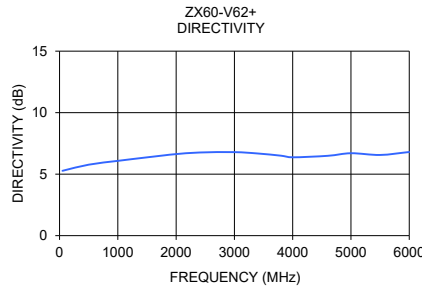
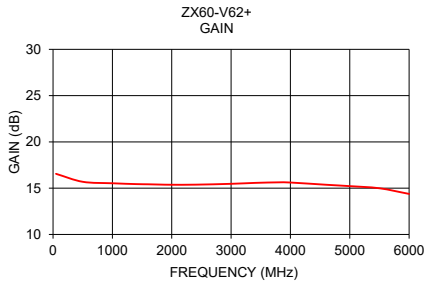
## ZX60-V62+

Mini-Circuits

50Ω 0.05 to 6 GHz SMA Female

### TYPICAL PERFORMANCE DATA/CURVES

Frequency (MHz)	Gain (dB)	Directivity (dB)	VSWR (:1)		Power Out @ 1 dB COMPR. (dBm)	Noise Figure (dB)	Output IP3 (dBm)
			IN	OUT			
50.00	16.55	5.27	1.41	1.49	19.7	5.0	39.1
500.00	15.69	5.77	1.49	1.32	19.5	4.9	37.1
1000.00	15.53	6.08	1.43	1.44	19.3	4.9	35.5
1400.00	15.44	6.31	1.36	1.56	19.4	5.1	34.7
1600.00	15.42	6.42	1.31	1.62	19.2	5.1	34.6
1800.00	15.39	6.53	1.27	1.67	19.2	5.1	34.5
2000.00	15.37	6.63	1.22	1.71	19.0	5.1	33.4
2400.00	15.38	6.76	1.12	1.76	18.8	5.0	32.5
3000.00	15.47	6.79	1.10	1.74	17.9	5.1	30.4
3400.00	15.57	6.68	1.16	1.66	17.2	5.1	29.5
3800.00	15.63	6.50	1.20	1.56	16.2	5.1	28.3
4000.00	15.61	6.37	1.20	1.52	15.8	5.1	27.6
4600.00	15.37	6.49	1.14	1.50	14.1	5.2	25.5
5000.00	15.22	6.70	1.09	1.70	13.3	5.2	24.4
5500.00	14.99	6.56	1.16	2.04	12.2	5.3	23.2
6000.00	14.38	6.80	1.27	2.13	11.6	5.4	22.5




- NOTES**
- A. Performance and quality attributes and conditions not expressly stated in this specification document are intended to be excluded and do not form a part of this specification document.
  - B. Electrical specifications and performance data contained in this specification document are based on Mini-Circuit's applicable established test performance criteria and measurement instructions.
  - C. The parts covered by this specification document are subject to Mini-Circuits standard limited warranty and terms and conditions (collectively, "Standard Terms"); Purchasers of this part are entitled to the rights and benefits contained therein. For a full statement of the standard. Terms and the exclusive rights and remedies thereunder, please visit Mini-Circuits' website at [www.minicircuits.com/terms/viewterm.html](http://www.minicircuits.com/terms/viewterm.html)



## Looking for pricing, stock, or lifecycle information?

Click below to explore more details on WIN SOURCE:

 [View ZX60-V62+ on WIN SOURCE](#)

 [Mini-Circuits Information](#)

## Optimize Your Supply Chain with WIN SOURCE Solutions

-  Global Sourcing Solution
-  Obsolete Management
-  Cost Control Management
-  Shortage Management
-  Alternative Solution
-  Excess Inventory Management