



**THE DATASHEET OF
1008CS-121EGTS**





WIRE-WOUND CHIP INDUCTOR – CERAMIC / 1008 (2520)

1008CS Series Part Numbering

Part Numbering (Example)

(Ex.) 1008 C S - 101 E J T S

SIZE

0402	1.0 * 0.5 mm
0603	1.6 * 0.8 mm
0805	2.0 * 1.2 mm
1008	2.5 * 2.0 mm
1206	3.2 * 1.6 mm
1210	3.2 * 2.5 mm

SHAPE

C : C SHAPE
H : H SHAPE

PROFILE

S: STANDARD
T: LOW PROFILE
Q: HIGH Q
C: HIGH CURRENT

INDUCTANCE

- FIRST 2 DIGITS ARE SIGNIFICANT
- 3 DIGIT IS MULTIPLIER

PACK/ FEATURE

S =EIA RS481 CLEAR TAPE & REEL
/STANDARD TYPE.

TERMINAL TYPE/MATERIAL.

T = TERMINAL ,CERAMIC CORE (SUBSTRATE)
F = FERRITE CORE (SUBSTRATE)

INDUCTANCE TOLERANCE

G=±2%, H=±3%, J=±5%, K=±10%, M=±20%
B=±0.1nH, C=±0.2nH, D=±0.5nH

SHAPE

E = FLAT TOP



WIRE-WOUND CHIP INDUCTOR –CERAMIC /1008(2520)

1008CS Series (4.7 ~ 1200nH)

Part Number	Inductance nH	Percent Tolerance	Q Min	SRF Min MHz	RDC Max Ohms	IDC Max mA
1008CS-4N7E_TS	4.7 @ 50MHz	10,5	50 @ 1500MHz	4000	0.15	1000
*1008CS-5N6E_TS	5.6 @ 50MHz	10,5	50 @ 1500MHz	4000	0.15	1000
*1008CS-100E_TS	10.0 @ 50MHz	10,5,2	50 @ 500MHz	4100	0.08	1000
*1008CS-120E_TS	12.0 @ 50MHz	10,5,2	50 @ 500MHz	3300	0.09	1000
*1008CS-150E_TS	15.0 @ 50MHz	10,5,2	50 @ 500MHz	2500	0.11	1000
*1008CS-180E_TS	18.0 @ 50MHz	10,5,2	50 @ 350MHz	2400	0.12	1000
*1008CS-220E_TS	22.0 @ 50MHz	10,5,2	55 @ 350MHz	2400	0.12	1000
1008CS-240E_TS	24.0 @ 50MHz	10,5,2	55 @ 350MHz	1900	0.13	1000
*1008CS-270E_TS	27.0 @ 50MHz	10,5,2	55 @ 350MHz	1600	0.13	1000
*1008CS-330E_TS	33.0 @ 50MHz	10,5,2	60 @ 350MHz	1600	0.14	1000
1008CS-360E_TS	36.0 @ 50MHz	10,5,2	60 @ 350MHz	1600	0.15	1000
*1008CS-390E_TS	39.0 @ 50MHz	10,5,2	60 @ 350MHz	1500	0.15	1000
*1008CS-470E_TS	47.0 @ 50MHz	10,5,2	65 @ 350MHz	1500	0.16	1000
*1008CS-560E_TS	56.0 @ 50MHz	10,5,2	65 @ 350MHz	1300	0.18	1000
*1008CS-620E_TS	62.0 @ 50MHz	10,5,2	65 @ 350MHz	1250	0.20	1000
*1008CS-680E_TS	68.0 @ 50MHz	10,5,2	65 @ 350MHz	1300	0.20	1000
1008CS-750E_TS	75.0 @ 50MHz	10,5,2	60 @ 350MHz	1100	0.21	1000
*1008CS-820E_TS	82.0 @ 50MHz	10,5,2	60 @ 350MHz	1000	0.22	1000
1008CS-910E_TS	91.0 @ 50MHz	10,5,2	50 @ 350MHz	1000	0.45	1000
*1008CS-101E_TS	100.0 @ 25MHz	10,5,2	60 @ 350MHz	1000	0.56	650
*1008CS-121E_TS	120.0 @ 25MHz	10,5,2	60 @ 350MHz	950	0.63	650
*1008CS-151E_TS	150.0 @ 25MHz	10,5,2	45 @ 100MHz	850	0.70	800
*1008CS-181E_TS	180.0 @ 25MHz	10,5,2	45 @ 100MHz	750	0.77	620
*1008CS-221E_TS	220.0 @ 25MHz	10,5,2	45 @ 100MHz	700	0.84	500
*1008CS-241E_TS	240.0 @ 25MHz	10,5,2	45 @ 100MHz	650	0.88	500
*1008CS-271E_TS	270.0 @ 25MHz	10,5,2	45 @ 100MHz	600	0.91	690
*1008CS-301E_TS	300.0 @ 25MHz	10,5,2	45 @ 100MHz	585	1.00	450
*1008CS-331E_TS	330.0 @ 25MHz	10,5,2	45 @ 100MHz	570	1.05	450
*1008CS-361E_TS	360.0 @ 25MHz	10,5,2	45 @ 100MHz	530	1.10	470
*1008CS-391E_TS	390.0 @ 25MHz	10,5,2	45 @ 100MHz	500	1.12	630
*1008CS-431E_TS	430.0 @ 25MHz	10,5,2	45 @ 100MHz	480	1.15	470
*1008CS-471E_TS	470.0 @ 25MHz	10,5,2	45 @ 100MHz	450	1.19	470
*1008CS-561E_TS	560.0 @ 25MHz	10,5,2	45 @ 100MHz	415	1.33	580
*1008CS-621E_TS	620.0 @ 25MHz	10,5,2	45 @ 100MHz	375	1.40	300
*1008CS-681E_TS	680.0 @ 25MHz	10,5,2	45 @ 100MHz	375	1.47	540
*1008CS-751E_TS	750.0 @ 25MHz	10,5,2	45 @ 100MHz	360	1.54	360
*1008CS-821E_TS	820.0 @ 25MHz	10,5,2	45 @ 100MHz	350	1.61	400
*1008CS-911E_TS	910.0 @ 25MHz	10,5,2	35 @ 50MHz	320	1.68	380
*1008CS-102E_TS	1000.0 @ 25MHz	10,5,2	35 @ 50MHz	290	1.75	370
*1008CS-122E_TS	1200.0 @ 7.9MHz	10,5,2	35 @ 50MHz	250	2.00	310
*1008CS-152E_TS	1500.0 @ 7.9MHz	10,5,2	28 @ 50MHz	200	2.30	330
*1008CS-182E_TS	1800.0 @ 7.9MHz	10,5,2	28 @ 50MHz	160	2.60	300
*1008CS-222E_TS	2200.0 @ 7.9MHz	10,5,2	28 @ 50MHz	160	2.80	280
*1008CS-272E_TS	2700.0 @ 7.9MHz	10,5,2	22 @ 25MHz	140	3.20	290
*1008CS-332E_TS	3300.0 @ 7.9MHz	10,5,2	22 @ 25MHz	110	3.40	290

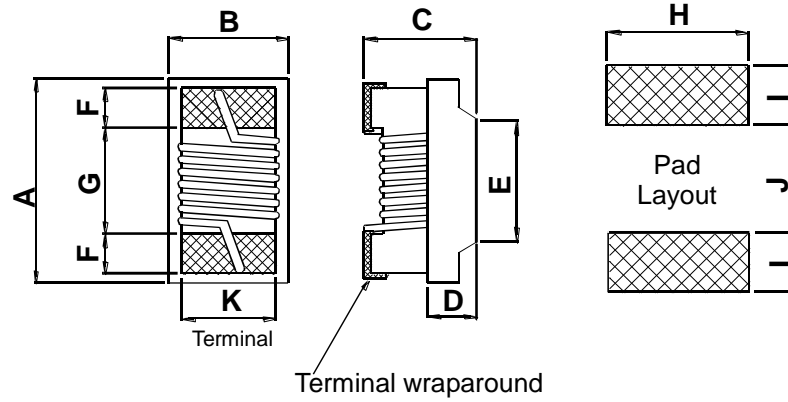
Working Temperature : -40 °C ~ +125 °C

* TEST METHODS /INSTRUMENT : NETWORK/SPECTRUM ANALYZER.



WIRE-WOUND CHIP INDUCTOR – CERAMIC / 1008 (2520)
1008CS Series Shape & Dimension

Shape & Dimension



	A		B		C		D Ref.	E Ref.	F	G	H	I	J	K
	Max.	Ref.	Max.	Ref.	Max.	Ref.								
Inch	0.115	0.103	0.110	0.095	0.080	0.072	0.025	0.065	0.020	0.060	0.100	0.040	0.050	0.080
mm	2.92	2.60	2.79	2.40	2.03	1.82	0.65	1.65	0.51	1.52	2.54	1.02	1.27	2.03

Parts/Reel: 7" 2,000 PCS

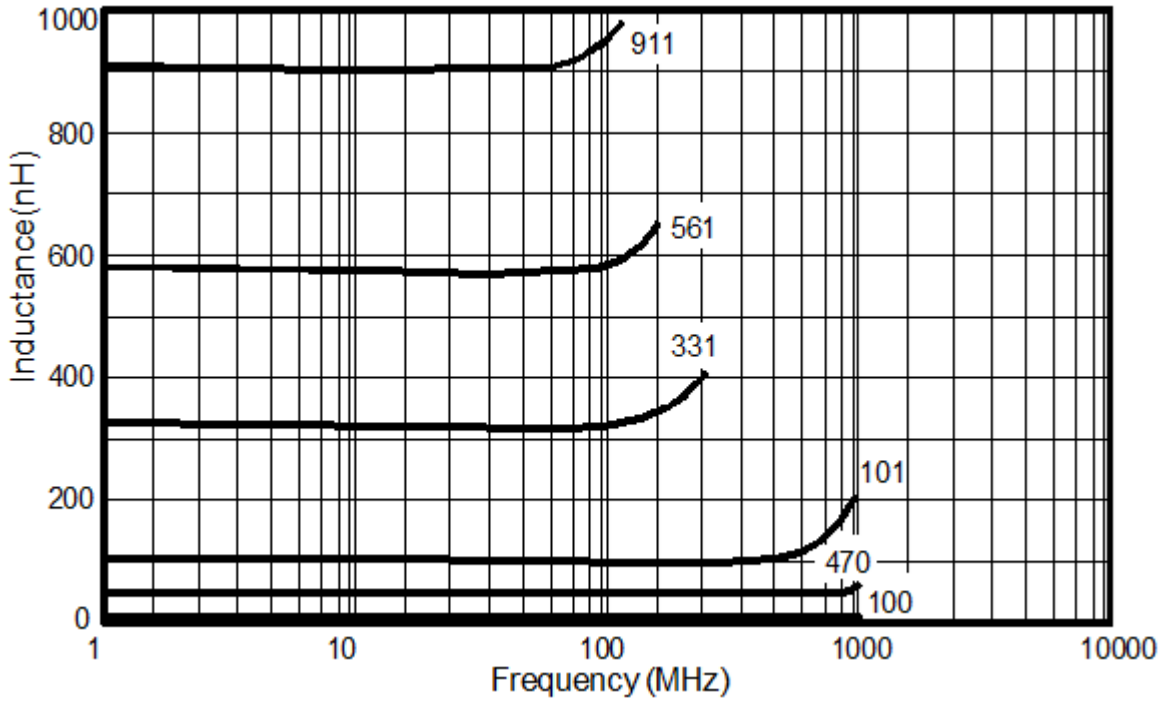
Tape Width: 8mm



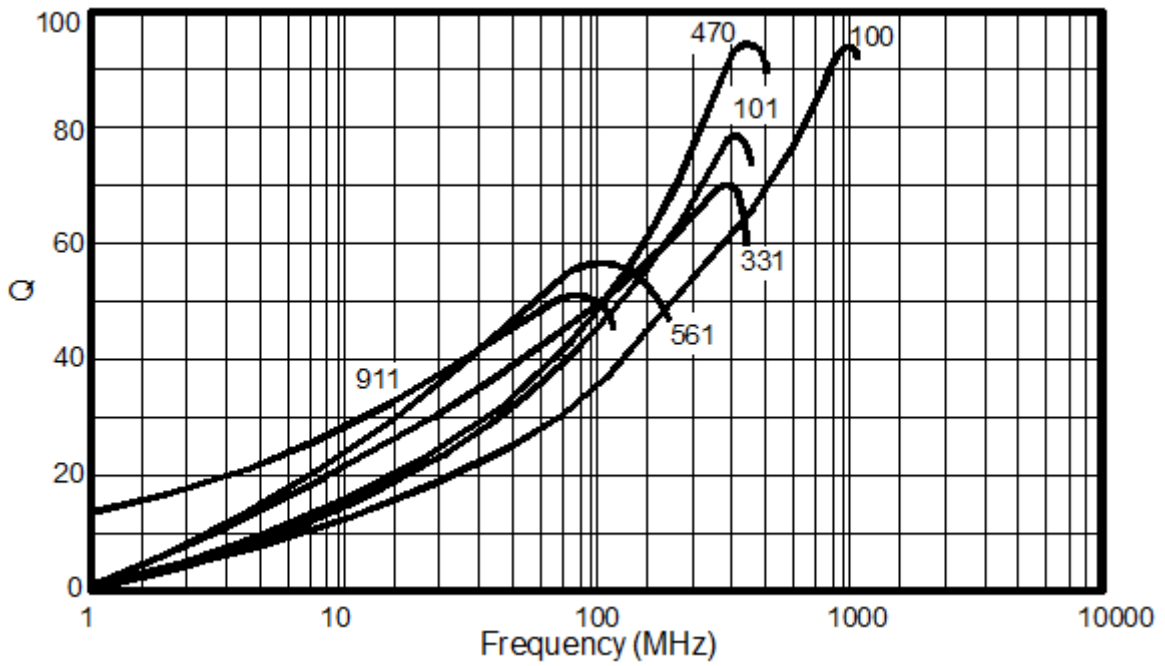
WIRE-WOUND CHIP INDUCTOR – CERAMIC / 1008 (2520)

1008CS Series Typical Electrical Characteristics

TYPICAL L vs FREQUENCY





TYPICAL Q vs FREQUENCY



Looking for pricing, stock, or lifecycle information?

Click below to explore more details on WIN SOURCE:

-  [View 1008CS-121EGTS on WIN SOURCE](#)
-  [Delta Electronics Information](#)

Optimize Your Supply Chain with WIN SOURCE Solutions

-  Global Sourcing Solution
-  Obsolete Management
-  Cost Control Management
-  Shortage Management
-  Alternative Solution
-  Excess Inventory Management