



**THE DATASHEET OF
4000BL14U100T**



High Frequency Ceramic Solutions

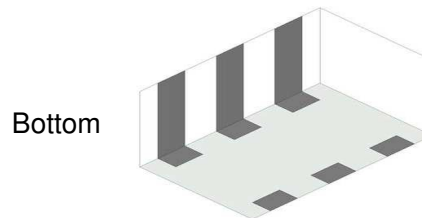
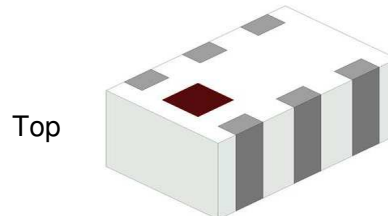
4GHz Balun, 1:2 Impedance, EIA 0603

P/N 4000BL14U100

Detail Specification: 4/27/2022

Page 1 of 4

General Specifications	
Part Number	4000BL14U100
Operating Frequency (MHz)	3100 - 4800
Unbalanced Impedance (Ω)	50
Balanced Impedance (Ω)	100
Insertion Loss (dB)	1.2 max.
Return Loss (dB)	9.5 min.
Phase Difference (deg.)	180 \pm 20
Amplitude Difference (dB)	1.5 max.
Power Capacity (W)	2 max. (CW)
Operating Temperature	-40 to +85°C
Recommended Storage Conditions and Period for unused Product on T&R	+5 to +35°C Humidity 45 - 75% RH 18 months max.
Reel Quantity (pcs./reel)	4,000



You can download measured s-parameters of this component at: <https://www.johansontechnology.com/baluns>

Part Number Explanation				
P/N Suffix	Packing Style	Bulk (loose pcs.)	Suffix = S	E.g. 4000BL14U100S
		T & R	Suffix = T	E.g. 4000BL14U100T
	Termination Style	Ni/Sn	Suffix = None	E.g. 4000BL14U100(T or S)
	Evaluation Board	4000BL14U100-EB2SMA (3 female SMA connectors)		

Mechanical Dimensions		
	In	mm
L	0.063 \pm 0.004	1.60 \pm 0.10
W	0.031 \pm 0.004	0.80 \pm 0.10
T	0.024 \pm 0.004	0.60 \pm 0.10
a	0.008 \pm 0.004	0.20 \pm 0.10
b	0.008 +0.004/-0.006	0.20 +0.10/-0.15
c	0.006 \pm 0.004	0.15 \pm 0.10
g	0.012 \pm 0.004	0.30 \pm 0.10
p	0.020 \pm 0.002	0.50 \pm 0.05

<Bottom View>

<Side View>

Terminal Configuration	
1	Unbalanced Port
2	GND or DC feed + RF GND
3	Balanced Port
4	Balanced Port
5	GND
6	NC

Johanson Technology, Inc. reserves the right to make design changes without notice.

All sales are subject to Johanson Technology, Inc. terms and conditions.



<https://www.johansontechnology.com>

4001 Calle Tecate • Camarillo, CA 93012, USA • TEL +1.805.389.1166

Ver 2.0

2022 Johanson Technology, Inc. All Rights Reserved

High Frequency Ceramic Solutions

4GHz Balun, 1:2 Impedance, EIA 0603

P/N 4000BL14U100

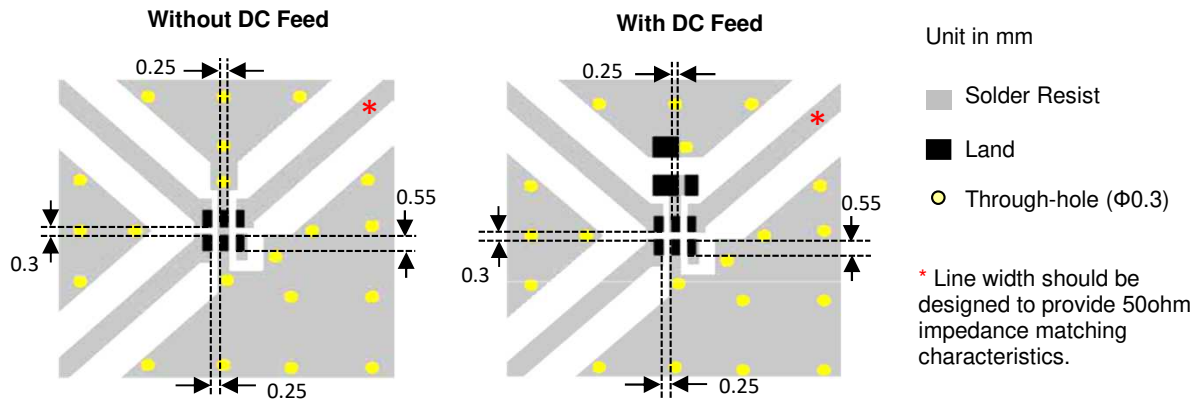
Detail Specification: 4/27/2022

Page 2 of 4

Layout and Mounting Considerations

Mount these devices with colored mark facing up.

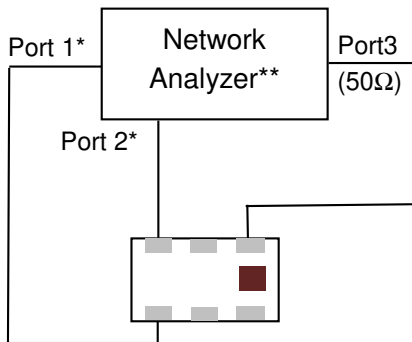
By-pass capacitor should be connected when feeding DC power.



Need our help laying this out for you? Need the layout file?

Send us a message at: <https://www.johansontechnology.com/ask-a-question>

Measuring Diagram



Port 3: Unbalanced Port
 Ports 1 and 2: Balanced Port
 Ports 4: GND or DC feed + RF GND
 $IL = S_{ds21}$
 $RL = S_{ss11}$
 $Amp_balance = dB(S(1,3)/S(2,3))$
 $Phase_balance = Phase(S(1,3)/S(2,3))$

*Impedance for ports 1 and 2 = Balanced Impedance/2

**E5071B from Agilent

Johanson Technology, Inc. reserves the right to make design changes without notice.

All sales are subject to Johanson Technology, Inc. terms and conditions.



<https://www.johansontechnology.com>

4001 Calle Tecate • Camarillo, CA 93012, USA • TEL +1.805.389.1166

Ver 2.0

2022 Johanson Technology, Inc. All Rights Reserved

High Frequency Ceramic Solutions

4GHz Balun, 1:2 Impedance, EIA 0603

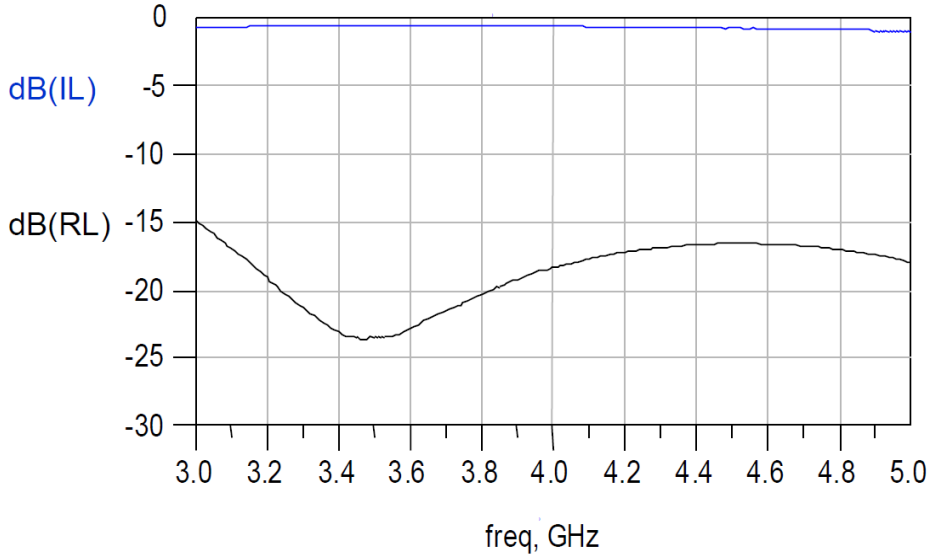
P/N 4000BL14U100

Detail Specification: 4/27/2022

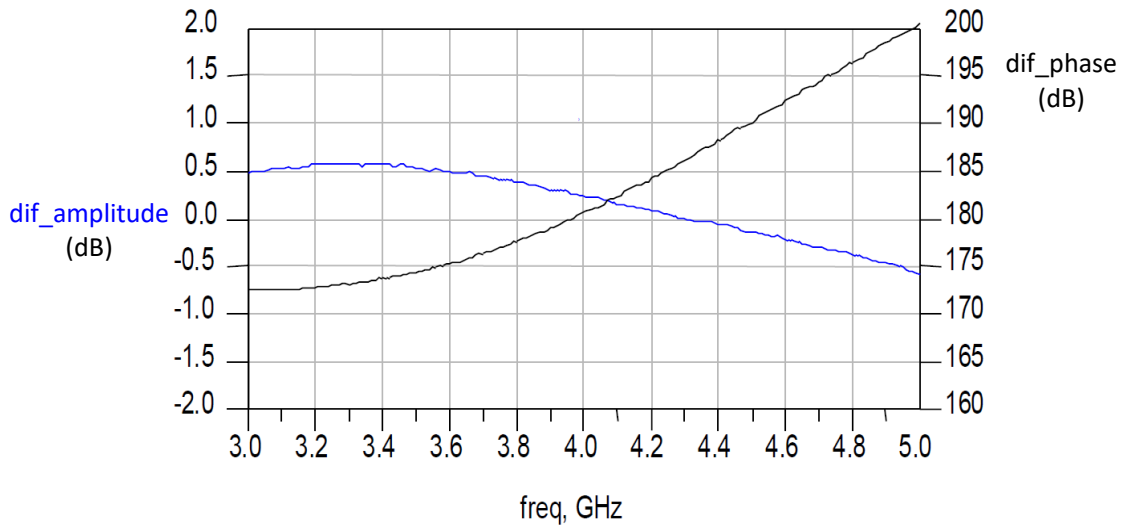
Page 3 of 4

Typical Electrical Characteristics (T=25°C)

Insertion and Return Loss



Amplitude and Phase Balance



Johanson Technology, Inc. reserves the right to make design changes without notice.

All sales are subject to Johanson Technology, Inc. terms and conditions.



<https://www.johansontechnology.com>

4001 Calle Tecate • Camarillo, CA 93012, USA • TEL +1.805.389.1166

Ver 2.0

2022 Johanson Technology, Inc. All Rights Reserved

High Frequency Ceramic Solutions

4GHz Balun, 1:2 Impedance, EIA 0603

P/N 4000BL14U100

Detail Specification: 4/27/2022

Page 4 of 4

More RF Balun info at:

<https://www.johansontechnology.com/baluns>

Packaging information

<https://www.johansontechnology.com/tape-reel-packaging>

Soldering Information

<https://www.johansontechnology.com/ipcsoldering-profile>

MSL Info

<https://www.johansontechnology.com/msl-rating>

Recommended Storage Condition and Max Shelf Life

<https://www.johansontechnology.com/recommended-storage-conditions>

RoHS Compliance

<https://www.johansontechnology.com/rohs-compliance>

Layout review services

<https://www.johansontechnology.com/ask-a-question>

Antenna layout review, tuning, and characterization services

<https://www.johansontechnology.com/ipc-antenna-services>

Johanson Technology, Inc. reserves the right to make design changes without notice.

All sales are subject to Johanson Technology, Inc. terms and conditions.



<https://www.johansontechnology.com>

4001 Calle Tecate • Camarillo, CA 93012, USA • TEL +1.805.389.1166

Ver 2.0

2022 Johanson Technology, Inc. All Rights Reserved

Looking for pricing, stock, or lifecycle information?

Click below to explore more details on WIN SOURCE:

 [View 4000BL14U100T on WIN SOURCE](#)

 [Johanson Technology Inc. Information](#)

Optimize Your Supply Chain with WIN SOURCE Solutions

-  Global Sourcing Solution
-  Obsolete Management
-  Cost Control Management
-  Shortage Management
-  Alternative Solution
-  Excess Inventory Management