

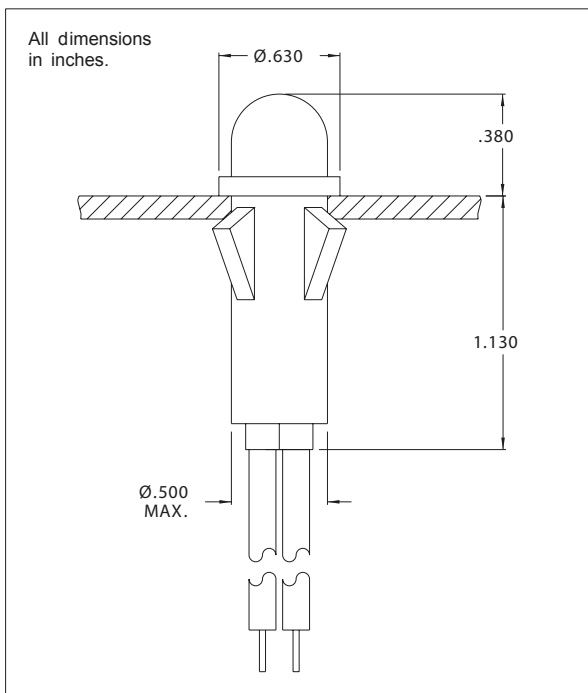


THE DATASHEET OF
1091M5-6V





1091M Series Non-Relampable LED Indicator Lights



Solid-state indicator lights complete with built-in current-limiting resistor and rectifier diode.

Mounting: Will snap-fit into Ø.500/.505 hole in panels .020/.100 thick. Push-on speednut SN0461 also available. Mounting hole pattern on page SP2.

Wire Leads: No. 22 AWG (105°C) 4.40/4.80 long, stripped .430/.570

Lens: Polycarbonate

Anode(+): Red lead

Bezel: Polished stainless steel.

Housing: White Nylon

To use 24V model: Beyond 32VAC add 30 ohms per volt; beyond 24 VDC add 50 ohms per volt.

Use 1/2W resistor up to 50V; 1W resistor for 50V to 70V; 2W resistor for 75V to 125V. Do not use beyond 125V.

Lens Color	LED Solid State Indicator			
	Model No. (6V)	Model No. (12V)	Model No. (24V)	Model No. (105-125 VAC*)
Red	1091M1-6V	1091M1-12V	1091M1-24V	1091M1-125VAC
Green	1091M5-6V	1091M5-12V	1091M5-24V	1091M5-125VAC
Yellow	-	1091M7-12V	1091M7-24V	1091M7-125VAC
Internal Resistor (ohms)	150	390	1000	(2) 3.9K 1/2W* (One Internal)

*125 VAC supplied with 6" white wire, stripped 1/2" with external 3.9K 1/2 watt resistor attached to one lead, covered with shrink tubing insulation.

Voltage Table		
Nominal	VAC	VDC
6V	5 to 11	3.5 to 6.5
12V	10 to 20	6 to 13.5
24V	22 to 32	12 to 24
125 VAC	105 to 125	-

Lens Color	Incorporates LED*
Red	4304H1
Green	4304H5
Yellow	4304H7



* Also incorporates 1N4004 (400 P.I.V.) rectifier diode.

Compliance & Approvals









Looking for pricing, stock, or lifecycle information?

Click below to explore more details on WIN SOURCE:

-  [View 1091M5-6V on WIN SOURCE](#)
-  [Visual Communications Company - VCC Information](#)

Optimize Your Supply Chain with WIN SOURCE Solutions

-  Global Sourcing Solution
-  Obsolete Management
-  Cost Control Management
-  Shortage Management
-  Alternative Solution
-  Excess Inventory Management