



**THE DATASHEET OF  
ASCSM-68.000MHZ-LR-T**



# Plastic Package Industrial Grade Ultra Miniature Pure Silicon™ Clockoscillators, Layout Compatible To 1.6 X 1.2 Mm Standard Oscillator



1.8 x 1.25 x 0.68mm  
Layout Compatible to 1.6 x 1.2 mm  
Standard Oscillator

**ASCSM**

Moisture Sensitivity Level – MSL 1



**EOL/Obsolence planned – Not Recommended for New Designs**

## FEATURES:

- Ultra Miniature Pure Silicon™ Clock Oscillator, Layout Compatible to 1.6 x 1.2 mm Footprint
- High Performance MEMS Technology by Discera
- Low Power Consumption for high speed communication
- Exceptional Stability Over Temp. at -40 to +105°C, ±10ppm
- Available in 30kG Shock Resistance Configuration upon request
- MIL-STD-883 shock and vibration compliant
- Ball Grid Array Packaging
- Low jitter (Period jitter RMS and Phase jitter RMS)

## APPLICATIONS:

- Imaging, Video, and Audio Modules
- Portable Consumer Electronics and Media Devices
- Tablets and Mobile Internet Devices
- Low Profile Embedded Designs
- Pico and Femto Networking

## STANDARD SPECIFICATIONS:

### Common Key Electrical Specifications

Parameters	Minimum	Typical	Maximum	Units	Notes
Frequency Range:	1.0		150	MHz	
Operating Temperature:	0		+70	°C	See options
Storage Temperature:	-55		+150	°C	
Overall Frequency Stability:	-50		+50	ppm	See options
Supply Voltage (Vdd):	+1.7 ~ +3.6			V	
Output Load:			15	pF	
	10			kΩ	
Symmetry:	45		55	%	@1/2Vdd
Startup Time:		1.0	1.3	ms	
Disable Time:		20	100	ns	
Disable Stand-by Current:			15	uA	
Tri-state Function (Stand-by) :	"1" (VIH≥0.75*Vdd) or Open: Oscillation "0" (VIL<0.25*Vdd) : Hi Z			V	
Aging:	-5.0		+5.0	ppm	First year

### Key Electrical Specifications

Parameters	Minimum	Typical	Maximum	Units	Notes
Supply Current (no load):	12 MHz	6.0	6.5	mA	CL=0p ; V=1.8V RL=∞; T=25°C (Standard CL: 15pF)
Output Voltage:	V <sub>OH</sub>	0.8*V <sub>dd</sub>		V	CL=15pF
	V <sub>OL</sub>		0.2*V <sub>dd</sub>	V	
Rise Time:	T <sub>r</sub>	1.8	3.0	ns	CL=15pF; T=25°C 20%/80%*VDD
Fall Time:	T <sub>f</sub>	1.0	3.0	ns	
Period Jitter RMS	J <sub>rms</sub>	7.0		ps	F=12MHz CL=15pF

### Absolute Maximum Ratings

Item	Minimum	Maximum	Unit	Condition
Input Voltage	-0.3	V <sub>DD</sub> +0.3	V	
Junction Temp.		+150	°C	
Storage Temp.	-55	+150	°C	
Soldering Temp.		+260	°C	40sec max
ESD			V	
	HBM	4,000		
	MM	200		
	CDM	1,500		

# Plastic Package Industrial Grade Ultra Miniature Pure Silicon™ Clockoscillators, Layout Compatible To 1.6 X 1.2 Mm Standard Oscillator



1.8 x 1.25 x 0.68mm  
Layout Compatible to 1.6 x 1.2 mm  
Standard Oscillator

**ASCSM**



**EOL/Obsolescence planned – Not Recommended for New Designs**

## PART IDENTIFICATION:

ASCSM - [ ] MHz - [ ] - [ ]

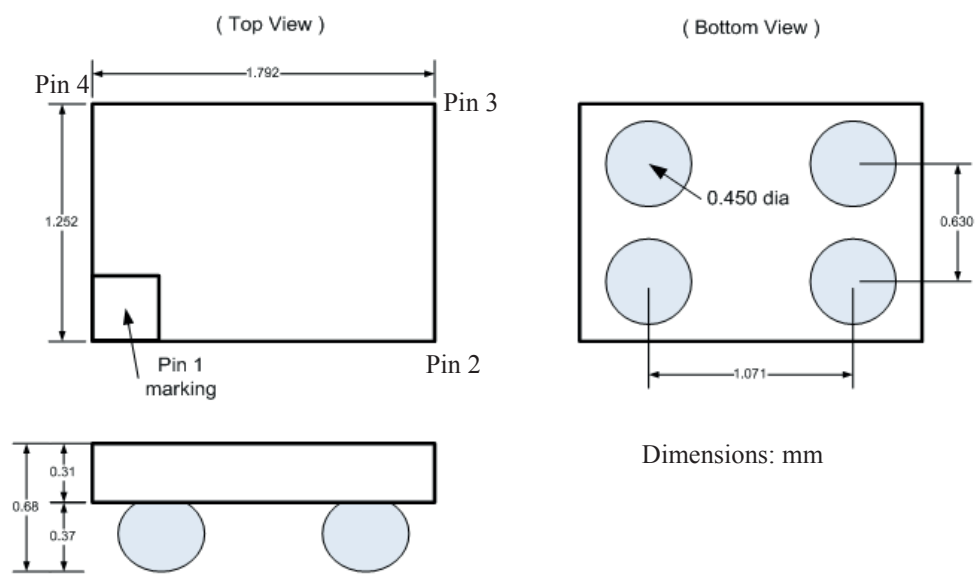
Frequency in MHz
e.g. 14.3181 MHz (Maximum 4 digits after decimal)

Operating Temp.
Blank: 0°C ~ +70°C
E: -20°C ~ +70°C
L: -40°C ~ +85°C
X: -40°C ~ +105°C

Overall Freq. Stability
C: ±50ppm (STD)
Y: ±10ppm
R: ±25 ppm

Packaging
Blank: Bulk
T: 2,500pcs/reel
T5: 5,000pcs / reel

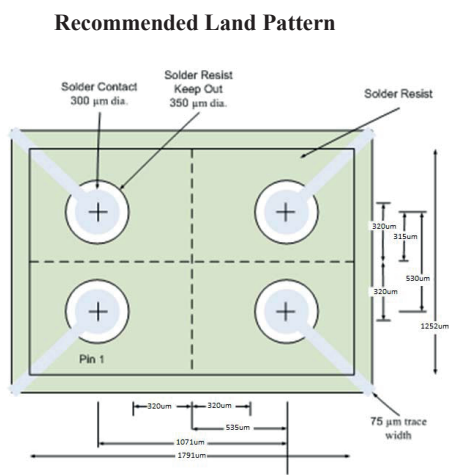
## OUTLINE DRAWING:



Component height after reflow is 0.53-0.60 mm. Layout Compatible to 1.6 x 1.2 mm Standard Oscillator

Pin	Function
1	Standby
2	GND
3	Output
4	Vdd

Note: Recommend using an approximately 0.01uF bypass capacitor between PIN 2 and 4.



# Plastic Package Industrial Grade Ultra Miniature Pure Silicon™ Clockoscillators, Layout Compatible To 1.6 X 1.2 Mm Standard Oscillator



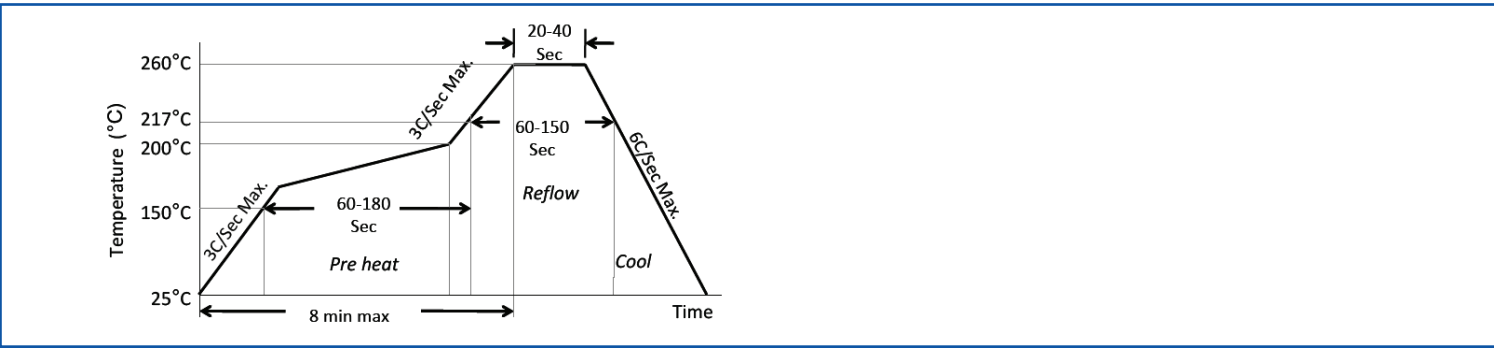
1.8 x 1.25 x 0.68mm  
Layout Compatible to 1.6 x 1.2 mm  
Standard Oscillator

**ASCSM**

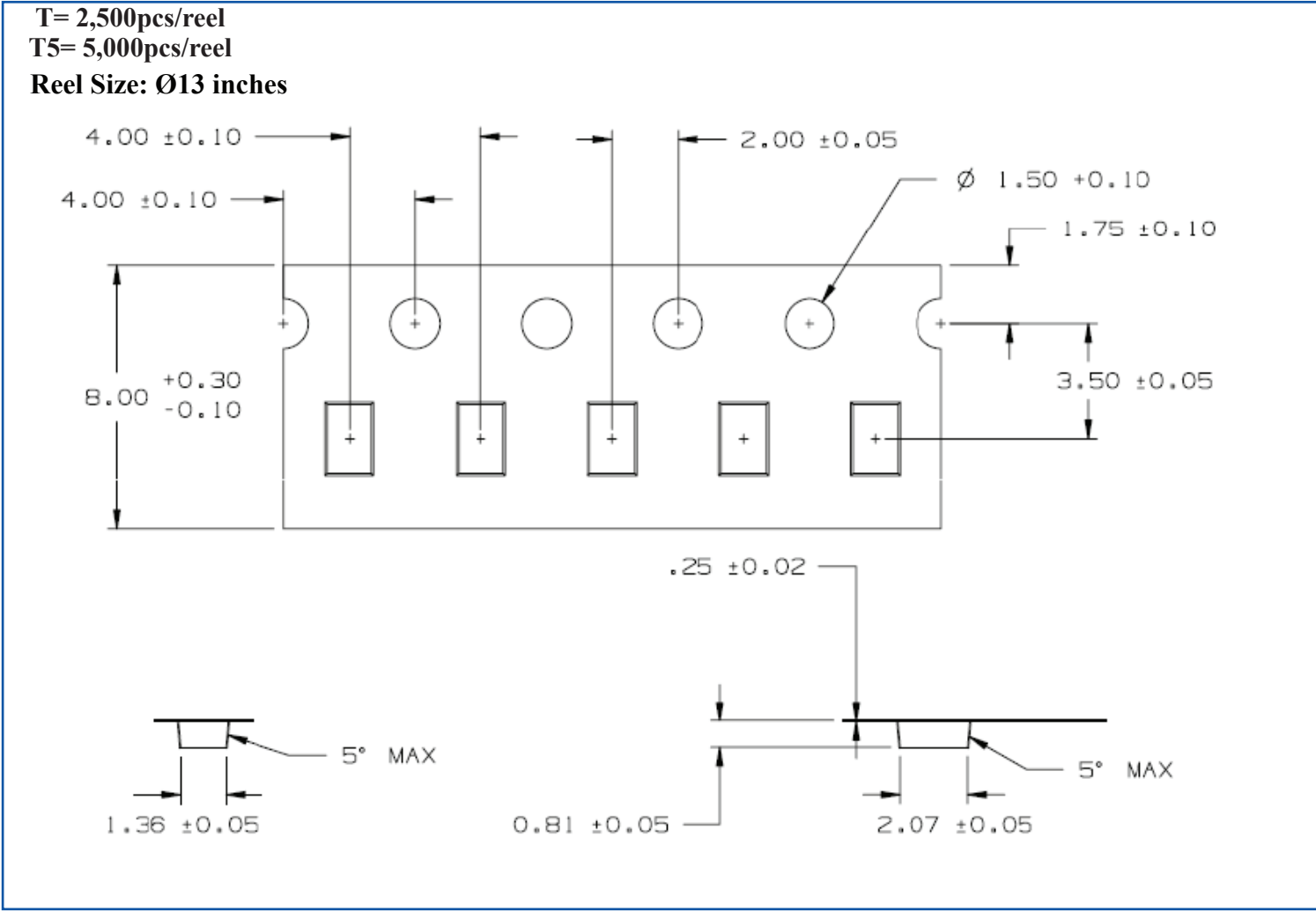
**Pb** | **RoHS/RoHS II**

**EOL/Obsolescence planned – Not Recommended for New Designs**

## REFLOW PROFILE:



## TAPE & REEL:



**ATTENTION:** Abracon Corporation's products are COTS – Commercial-Off-The-Shelf products; suitable for Commercial, Industrial and, where designated, Automotive Applications. Abracon's products are not specifically designed for Military, Aviation, Aerospace, Life-dependant Medical applications or any application requiring high reliability where component failure could result in loss of life and/or property. For applications requiring high reliability and/or presenting an extreme operating environment, written consent and authorization from Abracon Corporation is required. Please contact Abracon Corporation for more information.

ABRACON IS  
ISO 9001:2008  
CERTIFIED



Visit [www.abracon.com](http://www.abracon.com) for Terms & Conditions of Sale  
 30332 Esperanza, Rancho Santa Margarita, California 92688  
 tel 949-546-8000 | fax 949-546-8001 | [www.abracon.com](http://www.abracon.com)  
**Revised: 04.24.14**

## Looking for pricing, stock, or lifecycle information?

Click below to explore more details on WIN SOURCE:

- ⊖ [View ASCSM-68.000MHZ-LR-T on WIN SOURCE](#)
- ⊖ [Abracon LLC Information](#)

## Optimize Your Supply Chain with WIN SOURCE Solutions

- ✓ Global Sourcing Solution
- ✓ Obsolete Management
- ✓ Cost Control Management
- ✓ Shortage Management
- ✓ Alternative Solution
- ✓ Excess Inventory Management